

LIONEL 2007 TRAIN CATALOG VOLUME 1

WWW.LIONEL.COM



Wabash Junction...

Authorized Lionel Dealer & Service Station #537
1287 Wabash Avenue Springfield, IL 62704
(217) 787-4855

TABLE OF CONTENTS

Welcome to the first Lionel Catalog for 2007	1
A Guide to Product Features	2
Some Lionel Basics	4
Ready-To-Run Train Sets	6
Thomas & Friends	10
North Pole Central Christmas Train	14
The Polar Express	18
Ready-To-Run Train Sets	26
NASCAR	36
Premium Train Sets	44
Traditional Steam Locomotives	60
Standard O Steam Locomotives	68
Joshua Lionel Cowen Series Allegheny	74
Traditional Diesel Locomotives	76
Standard O Diesel Locomotives	82
Electric Locomotives	104
Traditional Freight Cars	108
Standard O Freight Cars	122
Operating Cars	144
Traditional Passenger Cars	154
Standard O Passenger Cars	158
American Flyer	166
Operating Accessories	178
Mainline Trackside Accessories	190
Traditional Trackside Accessories	192
Lionel LEGACY Control System	196
Power	204
FasTrack Track System	206
O-27, O Gauge, and Large Scale Track	212
Miscellaneous Maintenance Accessories	216
Lionel Railroader Club	217

The following Lionel marks are used throughout this catalog and are protected under law. All rights reserved.

Lionel®, LEGACY™, TrainMaster®, Odyssey®, RailSounds®, CrewTalk™, TowerCom™, DynaChuff™, StationSounds™, Pullmor®, ElectroCoupler™, Magne-Traction®, CAB-1® Remote Controller, American Flyer®, Lionel ZW®, ZW®, MagniVision®, TMCC®, Lionelville™, Wireless Tether™, Powerhouse™, LionMaster®, PH-1 Powerhouse®, Powermaster®, Powerstation-Powerhouse®, Accessory Motor Controller™, AMCT™, Accessory Switch Controller™, ASC™, Action Recorder Controller™, ARC™, Track Power Controller 300™, TPC 300™, Track Power Controller 400™, TPC 400™, Block Power Controller™, BPC™, Operating Track Controller™, OTC™, FatBoy™, Lionel Lines®, Joshua Lionel Cowen Series™, Lionel Kiddie City®, Lionel Playworld®, Lockon®, TrainSounds™, MultiHorn™, MultiWhistle™, Choo-Choo™

The name FasTrack® is used with permission from Pitsco, Inc.

Pittman® is a registered trademark of Pittman, a PennEngineering company

Any reproduction, transmission or dissemination of the material herein is strictly prohibited. Trademarks owned by Lionel L.L.C. are indicated throughout this document.

Items depicted in this catalog are subject to change in price, color, size, design and availability. Verify features on product package. Retail prices are suggested.

See your Authorized Lionel Dealer for more information.



Dear Friends,

Looking ahead, 2007 will be a watershed year for Lionel and for the model train hobby as a whole. Early in the year, we'll see the release of our new Lionel LEGACY Control System, a project that has had Neil Young, Lou Kovach and our entire tech team working feverishly for the better part of two years, and our first ever subway product.

Starting with the cover of our new catalog, take a look at what else we have in store. There are the spectacular Milwaukee Road Bipolar electric locomotives, similar to the EP-2 Class locomotives that ran on the Milwaukee Road's coast division. These beautifully crafted and exquisitely detailed prototypes are every bit as handsome as the engines they were modeled after.

We're also paying tribute to the workhorses of the legendary Union Pacific. Over the past two years, the UP has unveiled a series of locomotives that serve to honor and pay tribute to the people and railroads that have made them the leader they are today. Each locomotive features a unique paint scheme, incorporating elements of the six major railroads that have merged with the Union Pacific. Now, in cooperation with the Union Pacific, Lionel Electric Trains will commemorate this important program by offering the Union Pacific Heritage Series Collection. This series will feature six SD70ACe diesel locomotives – three of which are featured in this catalog. Each one is painted in a modern paint scheme representative of its famous fallen flag railroad. Bundled with these historical diesels will be a certificate of authenticity and a letter signed by the current Union Pacific president and myself. This will be a terrific collection no model railroader will want to miss.

In addition to these remarkable diesels, we've got a group of all-new scale GP7's as well. Lionel has always produced GP's, but now we have scale versions that we are proudly adding to our Standard O roster. Additionally, we have the Texas Special set, an iconic postwar passenger train with a "wild west" flavor. We're adding to our Thomas and Friends collection with a new "female" engine – the Mavis diesel

locomotive – and the Sir Thomas Hatt Gateman accessory. There's also a new NASCAR boxcar commemorating Jimmie Johnson's historic run to the Nextel Cup Championship, and a new addition to our collegiate collection – the University of Florida.

Fans of the Southern Pacific won't want to miss the Southern Pacific GS-4 steam locomotive, which appears in the famous orange and red "Daylight" livery. And we're expanding our Standard O rolling stock offerings with all-new scale mechanical refrigerator cars, circa 1960 to present, new scale Northeastern cabooses, and scale USRA Double-sheathed boxcars.

Finally, we haven't forgotten our American Flyer fans. For the first time in decades, we're offering an American Flyer Ready-to-Run Train set (complete with track and transformer) and a return of an American Flyer classic – the American Flyer Stock car.

Again, we're excited by what lies ahead, and we hope this collection of products reflects our enthusiasm and demonstrates our commitment and focus in bringing you the very best that model railroading has to offer.

Best wishes,

Jerry Calabrese

Jerry Calabrese
President and CEO
Lionel Electric Trains

A Guide to Product Features

At Lionel, we are proud to present the finest, most advanced locomotives—powerful models with tried-and-true performance and cutting-edge technology. Over the years, we have revolutionized this great hobby with advances in locomotive traction, train operation, and on-board sounds. Lionel trains feel more and more like the real railroad. Use this guide to learn about the incredible features of Lionel locomotives.

■ OPERATION

■ Transformer Control

All Lionel locomotives—from the most sophisticated to the most basic—can be controlled by a standard transformer. Even older transformers can run our most advanced models.

■ Lionel LEGACY Control System

This revolutionary control system allows you to operate your LEGACY Control System-equipped locomotive just like a real engineer operates his trains. With enhanced sounds and 200 speed steps, these twenty-first century iron horses are equipped with unparalleled operating features. The CAB-2 Remote Controller features an LCD screen and even vibration to simulate the effort of the locomotive.

■ LEGACY Speed Control

Slow speed and start-up operation are smooth and steady with LEGACY Speed Control. Watch your locomotive as it creeps through the yard or fights up a grade without hesitation.

■ TrainMaster Command Control

Locomotives equipped with the classic TrainMaster Command Control system are controlled by commands from your CAB-1 or CAB-2 Remote Controller. ElectroCouplers, basic sounds, and multiple unit lash-ups are all at your fingertips as you walk around your layout.

■ Odyssey System

Paired with classic TrainMaster Command Control, locomotives equipped with the Odyssey System maintain your speed up grades and around curves.

■ ElectroCouplers (TrainMaster Command Control required)

Open these couplers anywhere on the layout—without uncoupling track sections. The CAB-1 Remote Controller activates the ElectroCouplers with the TrainMaster Command Control system. Also, be sure to listen for authentic sounds of the coupler in operation with the RailSounds sound system.

■ Wireless Tether Connection

Looking to enhance the appearance of Lionel steam locomotives, we developed the exclusive infrared Wireless Tether connection so that the locomotive and tender can communicate without cumbersome wiring between the units. Lionel steamers are the only locomotives in O gauge offering this special feature.

■ Magne-Traction

On some classic or Postwar locomotives, the wheels are magnetized, increasing track adhesion for extra traction and stability around curves.

■ Traction Tires

One or more of the driving wheels are fitted with rubber tires for extra pulling power and stability for hauling long strings of cars. Traction tires grip the rails, enhancing tractive effort.

■ SOUND AND SMOKE

■ RailSounds

Widely regarded as the industry standard, the impressive RailSounds sound system brings the real sounds of the railroad to your layout. From the mechanical symphony of the locomotives, to the commotion of the station, you will be impressed by the digitally recorded samples of these special and authentic sounds.

■ MultiHorn/MultiWhistle

The sounds of the horn or the whistle actually change with each blast—just like the real thing. From the short, trumpet-like blasts of a diesel horn, to the breath-taking cries of the steam whistle, these familiar sounds replicate the magic of the rails.

■ Braking Sounds

Press the BRAKE button on your TMCC CAB-1 Remote Controller or rapidly decrease your throttle and listen for the screeching of your locomotive's brakes.

■ Start-up and Shut-down

Fire up your locomotive just like the real thing! Listen as the diesel engine turns over or the steam locomotive comes to life. You will also hear the sounds of the giant locomotive gradually fade away when you turn off power.

■ Steam Let-off/Blow-off

(TrainMaster Command Control required)

At the press of a button, your steam locomotive will replicate the sound of hot steam being released from the cylinders.

■ Diesel RPM

Throttle up your locomotive and listen as the locomotive's RPMs increase. While the RPM sounds automatically intensify with the speed of the engine and the power supplied to the track, you can also fine-tune the levels with your CAB-1 Remote Controller.

■ DynaChuff

A favorite feature among steam fans, DynaChuff is the varying intensity of the locomotive's chuffing, synchronized with the speed of the locomotive.

■ CrewTalk Communication

(TrainMaster Command Control required)

This is radio communication inside your locomotive, caboose, and other cars. Operate several CrewTalk-equipped locomotives with CrewTalk-equipped rolling stock, and you will find that these messages are sequenced to sound as though personnel stationed at different parts of the train are radioing each other.

■ TowerCom Announcements

(TrainMaster Command Control required)

"1361, you're clear for departure." Locomotives equipped with TowerCom feature a specialized announcement or announcements from the tower to your locomotive. Many TowerCom announcements include your locomotive's road name and number.



▪ StationSounds

Listen to the sounds of the busy platform! With a StationSounds-equipped passenger car, you will hear the station's loudspeaker announce arrivals and departures. En route, the conductor makes dining reservations and station stop announcements. Some cars even feature the "clickety-clack" of the train's wheels speeding along the track.

▪ Smoke

From the wafts of diesel exhaust to the heavy smoke columns erupting from steam locomotive stacks, many Lionel locomotives feature operating smoke generators. Fan-driven smoke units provide a steady flow of smoke, and puffing smoke units create short blasts of smoke as the locomotive moves along the track. For the most realistic smoke effects, synchronized smoke units coordinate the blasts of smoke with the revolution of the drivers and the DynaChuff sounds of the locomotive.

■ ILLUMINATION

▪ Directional Lighting

Most TrainMaster Command Control diesel locomotives and steam locomotives feature directional lighting. Operate a TMCC-equipped diesel in forward, and the headlight illuminates the mainline. In reverse, the headlight shuts off, and the rear headlight or the headlight of a second diesel (in a multi-unit lash-up) turns on. For TMCC-equipped steam locomotives, the headlight remains on in both forward and reverse operation. In reverse, the tender back-up light (if present) will shine.

▪ Classification Lights and Marker Lights

Classification lights are located on the boiler front or top of some steam locomotives, while marker lights are on the rear of some steam locomotive tenders. These lights are also located on the ends of some diesel locomotives.

▪ Lighted Number Boards

Brightly illuminated, the locomotive's unique road number is displayed on the boiler top of some steam locomotives and on the ends of some diesel locomotives.

▪ Strobe Light

This flashing warning light is located on the cab roof of some diesel locomotives.

▪ Ditch Lights

These low-mounted lights serve as close-range secondary headlights on some diesel locomotives.

▪ Glowing Firebox and Flickering Firebox

A red glow steadily emanates from the firehole inside of the cab of Lionel steam locomotives equipped with the glowing firebox. Steam locomotives equipped with a flickering firebox create the illusion of a live fire "flickering" within.

▪ Variable Ashpan Glow

Start up a Lionel steam locomotive equipped with this feature and look for a red glow on the outside of the locomotive between the ashpan and firebox. As speed increases, the light grows brighter, simulating the increased draft onto the fire.

Feature Icons

As you journey through this catalog, look for the icons that represent your favorite Lionel features. The Odyssey System for speed control, TrainMaster Command Control—all of the best innovations are included. At a glance, you'll know how each locomotive is outfitted. You can't miss your favorite features with these specialized icons!



Welcome Aboard!

“No childhood should be without a train.” A motto from our past that we at Lionel believe still rings true today. Beginning with a Lionel train set, this hobby provides the flexibility of a construction set, the action of an electronic game, and a character all its own. As witnessed from the guide on pages 2-3, many Lionel products contain some very high-tech features. However, rather than remain stuck in front of a two-dimensional screen, young and old model railroaders alike can create a three-dimensional miniature world of their very own. As many seasoned model railroaders will attest, a railroad is never done—there is always more to build, add, or modify. With more variety than ever before, there are Lionel products to suit every budget. As we have for over 100 years, Lionel will be there for every step of your family’s lifelong journey down the rails.



SOME LIONEL BASICS

Gauge vs. scale

The above two terms often confuse beginning model railroaders. Gauge refers to the distance between the outside rails of the track. The standard gauge for most real railroads is 4'-8 1/2". Lionel FasTrack, O gauge and O-27 track measures 1 1/4" between the outer rails. Scale measures the relationship between a model and the real thing. The “scale” of Lionel track translates to about 1/4" to the foot or 1:48 scale. Most Lionel products also measure about 1:48 scale. This relationship is approximate for Lionel Traditional and as exact as possible for Lionel Standard O. Some other Lionel products are Large Scale and S gauge.



Large Scale



O and O-27 Gauge

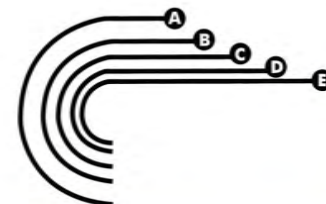


S Gauge


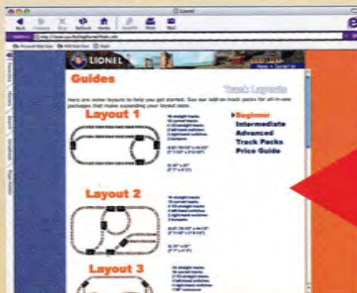
Minimum Curve

This measurement is very useful in purchasing track, locomotives, and rolling stock that are compatible with one another. For example, assemble O-72 curved track into a circle and you will have a 72" diameter layout. Assemble O-31 curved track into a circle, and you will have a layout 31" in diameter. A locomotive with a Minimum Curve requirement of O-31 will run on a layout with O-72 curves, but a locomotive with a Minimum Curve requirement of O-72 will not run on a layout with O-31 curves. For more information on easy layout planning, see *The Lionel Train Book* found on page 216.

Gauge	Curve	Diameter
A O	O72	72" Diameter
B O	O54	54" Diameter
C FasTrack	O36	36" Diameter
D Regular O	O31	31" Diameter
E Regular O27	O27	27" Diameter



Recommended Minimum Curve: Lionel locomotives and rolling stock are thoroughly tested to determine their Minimum Curve requirement. In some cases, a Lionel car or locomotive may be able to easily negotiate most, but not all, possible track configurations for that Minimum Curve. For these products, a Recommended Minimum Curve is also given. This larger measurement allows for all combinations of Lionel track and switches.



Visit www.lionel.com for more tips on getting started in the greatest hobby in the world!



Traditional vs. Standard O

Lionel O gauge locomotives and rolling stock are divided into two basic categories—Traditional and Standard O. Both categories are O gauge and can be run together if Minimum Curve requirements allow. Generally, the difference is a matter of size and consistent proportions. Traditional locomotives are sized for Traditional Rolling Stock, and Standard O locomotives are sized for Standard O rolling stock. Some other distinguishing features of each category are listed below.

Lionel Traditional

- ✓ Based on classic Lionel designs
- ✓ Approximate scale proportions
- ✓ Perfect additions to Lionel ready-to-run train sets

Lionel Standard O

- ✓ Accurate reproductions of rolling stock and locomotives
- ✓ Scale proportions
- ✓ Super-detailed with many separately applied parts



*The fun begins with a Lionel ready-to-run train set.
So get ready to start your adventure
and Welcome Aboard!*

Create special memories with a new Lionel ready-to-run train set!

Each Lionel ready-to-run train set includes the FasTrack track system, and most come equipped with the powerful CW-80 Transformer.

Featuring engraved ballast and painted track ties, the realistically detailed base of each FasTrack track section provides extra stability on all sorts of surfaces, including the living room carpet. Each piece is easy to connect and disconnect, offering a positive, secure connection every time.

FasTrack®


The CW-80 Transformer provides 80 watts of power in a compact package that is reminiscent of the legendary ZW Transformer. The CW-80 Transformer has programmable accessory output, allowing voltage levels for accessories to be set independently of track power.



**ADJUSTABLE
ACCESSORY
OUTPUT**

Every train set features the FasTrack track system!

A generous FasTrack oval is included in all Lionel ready-to-run train sets.



READY-TO-RUN TRAIN SETS

Pennsylvania Flyer

With smoke pouring from the stack and the headlight ablaze, this die-cast metal steam locomotive races to the big port cities on the East Coast with a boxcar, flatcar, and caboose in tow. The train travels through a short extension bridge and passes ten telephone poles, which are included with the set. Featuring the CW-80 Transformer and a huge oval of FasTrack track, the Pennsylvania Flyer is one of our most popular train sets.

SET INCLUDES:

- 4-4-2 steam locomotive and tender, boxcar, flatcar, caboose, three straight FasTrack track sections, eight curved FasTrack track sections, a FasTrack terminal section, CW-80 Transformer, smoke fluid, short extension bridge, ten telephone poles

LOCOMOTIVE FEATURES:

- Transformer controlled forward, neutral, and reverse operation
- Air whistle in tender
- Operating headlight
- Operating coupler on rear of tender
- Powerful maintenance-free motor
- Puffing smoke unit
- Die-cast metal locomotive body with metal frame and trucks

ROLLING STOCK FEATURES:

- Operating couplers
- Opening doors on boxcar
- Flatcar includes crate load
- Minimum Curve: 0-27
- Length: 46 1/2"
- Layout dimensions: 40" x 60"

Expansion Packs

Grow your Lionel layout at a tremendous savings with the Train Set Expansion Packs. Two exciting Expansion Packs are available for the famous Pennsylvania Flyer.

Pennsylvania Flyer Operating Freight Expansion Pack

The Pennsylvania Flyer Operating Freight Expansion Pack is a \$175 value for only \$109.99! See the breakdown below!

PACK INCLUDES:

- Operating coal dump car \$34.99
- Three-dome tank car \$29.99
- Hopper \$29.99
- Three straight FasTrack track sections \$11.67
- FasTrack uncoupling track section that activates the coal dump car \$33.99
- Four log-pallet loads \$12.50
- Railroad signs \$5.99
- Lubrication and Maintenance Kit \$16.29
- Expands layout from 40" x 60" to 50" x 70"

Total Retail Value: \$175.00

YOURS FOR ONLY: \$109.99

A savings of: \$65.00

SAVE \$65.00
ON THIS
EXPANSION PACK!

Pennsylvania Flyer Passenger Expansion Pack

Change your set from freight to passenger and back with this expansion pack. The Pennsylvania Flyer Passenger Expansion Pack is a \$169.00 value for only \$109.99! See the breakdown below!

PACK INCLUDES:

- Combination car \$39.99
- Coach \$39.99
- Observation car \$39.99
- Four straight FasTrack track sections \$15.56
- Station platform \$14.99
- Six milk cans \$9.29
- Classic billboard set \$9.59
- Expands layout from 40" x 60" to 50" x 70"

Total Retail Value: \$169.00

YOURS FOR ONLY: \$109.99

A savings of: \$59.00

SAVE \$59.00
ON THIS
EXPANSION PACK!

**CHANGE YOUR
SET FROM FREIGHT
TO PASSENGER
AND BACK!**



**EXTENSION
BRIDGE,
CRATES,
AND
10 TELEPHONE
POLES!**

**INCLUDES
CRATE LOAD
FOR THE
FLATCAR!**

FasTrack®

(6-30004) Pennsylvania Flyer Passenger Expansion Pack \$109.99



**SAVE \$59.00
ON THIS
EXPANSION PACK!**



**SAVE \$65.00
ON THIS
EXPANSION PACK!**

**UNCOUPLING
TRACK
INCLUDED!**



(6-30037) Pennsylvania Flyer Operating Freight Expansion Pack \$109.99



**ADD A HOLIDAY
EXPANSION PACK
TO BUILD A
CHRISTMAS CONSIST!
SEE PAGES 14-15**

(6-30018) Pennsylvania Flyer \$199.99

READY-TO-RUN TRAIN SETS

**SAVE \$59.00
ON THIS
EXPANSION PACK!**

(6-30008) New York Central Flyer
Passenger Expansion Pack \$109.99



(6-30038) New York Central Flyer Operating
Freight Expansion Pack \$109.99



**SAVE \$72.00
ON THIS
EXPANSION PACK!**



(6-30016) New York Central Flyer \$279.99



TrainSounds™



CHANGE YOUR SET FROM FREIGHT TO PASSENGER AND BACK!

UNCOUPLING TRACK INCLUDED!

OPERATING SEARCHLIGHT CAR INCLUDED!

ADD A HOLIDAY EXPANSION PACK TO BUILD A CHRISTMAS CONSIST! SEE PAGES 14-15

New York Central Flyer

The New York Central Flyer barrels down the mainline with the added realism of the TrainSounds sound system. A classic steamer leads the way with puffing smoke and other exciting effects such as steam chuffing, whistle, and even crew dialog! This new train set comes complete with a colorful string of freight cars, a large FasTrack loop, and a powerful CW-80 Transformer.

SET INCLUDES:

- 4-4-2 steam locomotive and tender, boxcar, gondola with canisters, searchlight car, caboose, three straight FasTrack track sections, eight curved FasTrack track sections, a FasTrack terminal section, CW-80 Transformer, smoke fluid

LOCOMOTIVE FEATURES:

- Transformer controlled forward, neutral, and reverse operation
- TrainSounds sound system with steam chuffing, steam whistle, bell, squealing brakes, and operator-controlled multi-part crew dialog
- Operating headlight
- Operating coupler on rear of tender
- Powerful maintenance-free motor
- Puffing smoke
- Die-cast metal locomotive body
- Metal tender frame with die-cast metal trucks

ROLLING STOCK FEATURES:

- Die-cast metal sprung trucks (caboose has die-cast metal trucks) and operating couplers
- Opening doors on boxcar
- Four canisters on gondola
- Illuminated searchlight with adjustable position
- Interior illumination in caboose
- Minimum Curve: 0-27
- Length: 58"
- Layout dimensions: 40" x 60"

Expansion Packs

Grow your Lionel layout at a tremendous savings with these Train Set Expansion Packs. Two exciting Expansion Packs are available for the famous New York Central Flyer.

New York Central Flyer Operating Freight Expansion Pack

The New York Central Flyer Operating Freight Expansion Pack is a \$182 value for only \$109.99. See the breakdown below!

PACK INCLUDES:

- Operating log dump car \$34.99
- Single-dome tank car \$29.99
- Hopper \$29.99
- Three straight FasTrack track sections \$11.67
- FasTrack uncoupling track section that activates the coal dump car \$33.79
- Tractor and trailer \$19.50
- Railroad signs \$5.99
- Lubrication and Maintenance Kit \$16.29
- Expands layout from 40" x 60" to 50" by 70"

Total Retail Value: \$182.00
YOURS FOR ONLY: \$109.99
A savings of: \$72.00

New York Central Flyer Passenger Expansion Pack

Change your set from freight to passenger and back with this expansion pack. The New York Central Flyer Passenger Expansion Pack is a \$169 value for only \$109.99. See the breakdown below!

PACK INCLUDES:

- Combination car \$39.99
- Coach \$39.99
- Observation car \$39.99
- Four straight FasTrack track sections \$15.56
- Station platform \$14.99
- Six milk cans \$9.29
- Classic billboard set \$9.59
- Expands layout from 40" x 60" to 50" by 70"

Total Retail Value: \$169.00
YOURS FOR ONLY: \$109.99
A savings of: \$59.00

FasTrack®



NEW!



Sir Topham Hatt Gateman

Sir Topham Hatt emerges from his shed to watch the engines on his branch line roll by.

FEATURES:

- Sir Topham Hatt figure with lighted lantern
- 153C Contactor included
- Also works with an insulated track section
- FasTrack compatible
- Fully assembled
- Dimensions: 7" x 5 3/4" x 4 3/4"

(6-14267) \$74.99

Thomas & Friends™ Expansion Pack

Grow your Thomas layout at tremendous savings with the Thomas Expansion Pack, featuring four of Thomas' friends. The Thomas Expansion Pack is a \$155.00 value for only \$109.99! See the breakdown below!

PACK INCLUDES:


- Troublesome Truck I \$34.99
- Troublesome Truck II \$34.99
- Tidmouth Milk Single Dome Tank Car \$34.99
- Sodor Mining Company Hopper \$34.99
- Four straight FasTrack track sections \$15.56
- Expands layout from 40" x 60" to 50" x 70"

Total Retail Value: \$155.00

YOURS FOR ONLY: \$109.99

A savings of: \$45.00

SAVE \$45.00 ON THIS EXPANSION PACK!



Percy

Percy is happy to join Thomas & Friends for adventures around your layout.

FEATURES:

- Transformer controlled forward, neutral, and reverse operation
- Moving eyes
- Operating whistle
- Operating coupler on rear of locomotive
- Powerful maintenance-free motor
- Set of three removable faces
- Removable roof
- Minimum Curve: 0-27
- Length: 7"

(6-18733) \$109.99



Includes three interchangeable faces!



Sodor Freight Expansion Pack

Even more exciting cars at tremendous savings! The Sodor Freight Expansion Pack is a \$165.00 value for only \$109.99! See the breakdown below!

PACK INCLUDES:


- Flatcar with Harold the Helicopter \$44.99
- Gondola with canisters \$29.99
- S.C. Ruffey \$39.99
- Bobber caboose \$34.99
- Four straight FasTrack track sections \$15.56
- Expands layout from 40" x 60" to 50" by 70"

Total Retail Value: \$165.00

YOURS FOR ONLY: \$109.99

A savings of: \$55.00

SAVE \$55.00 ON THIS EXPANSION PACK!



Concept Model Shown

James

With a fine scarlet coat, James is prepared for duty on your layout.

FEATURES:

- Transformer controlled forward, neutral, and reverse operation
- Moving eyes
- Operating whistle
- Operating coupler on rear of locomotive
- Powerful maintenance-free motor
- Set of three removable faces
- Removable roof
- Minimum Curve: 0-27
- Length: Approx. 9"

(6-18734) \$109.99



Includes three interchangeable faces!

Mavis

New for 2007, Mavis comes to your Lionel layout. This feisty young diesel is independent and ready to go to work.

FEATURES:

- Transformer controlled forward, neutral, and reverse operation
- Powerful maintenance-free motor
- Operating couplers
- Traction tire
- Minimum Curve: 0-27
- Length: Approx. 7 3/4"

(6-28880) \$109.99

NEW!

Concept Model Shown



FasTrack



(6-30035) Sodor Freight Expansion Pack \$109.99




(6-30012) Thomas & Friends Expansion Pack \$109.99



(6-31956) Thomas & Friends O Gauge Train Set \$169.99

Includes three play figures

Thomas the Tank Engine's eyes move side to side



Includes three interchangeable faces

Thomas & Friends™ O Gauge Train Set

Available with the PowerMax Transformer and the FasTrack track system, Thomas & Friends are ready for some exciting adventures on the Island of Sodor. Accompanying Thomas are his faithful coaches, Annie and Clarabel, as well as two very responsible railway workers and our favorite Controller, Sir Topham Hatt. Thomas' moving eyes ensure that your journey on everyone's #1 engine is a safe one, and the removable roofs of Annie and Clarabel allow you to load and unload your passengers.

SET INCLUDES:

- Thomas the Tank Engine™ with three interchangeable faces, Annie, Clarabel, three play figures, three straight FasTrack track sections, eight curved FasTrack track sections, a FasTrack terminal section, powerful Lionel and PowerMax Transformer

FEATURES:

- Transformer controlled forward, neutral, and reverse operation
- Moving eyes on Thomas the Tank Engine
- Electronic whistle
- Operating coupler on rear of locomotive
- Dual operating couplers on Annie and Clarabel
- Powerful maintenance-free motor
- Traction tire
- Set of three removable faces
- Removable roofs on Thomas, Annie, and Clarabel
- Three play figures
- Minimum Curve: 0-27
- Length: 21"
- Layout Dimensions: 40" x 60"



READY-TO-RUN TRAIN SETS

(6-30034) Great Western Train Set with Lincoln Logs \$209.99



Great Western Train Set with Lincoln Logs

The General-type 4-4-0 steam locomotive rushes across the prairie, steaming toward a new pioneer settlement not far from the mountains. Blow the whistle and pull into town—your adventures in the Wild West are ready to begin. With two authentic Lincoln Logs buildings, you can create your own Lincoln Logs town!

SET INCLUDES:

- General-type steam locomotive and tender, wood-sided reefer, flatcar with horses, baggage car, three straight FasTrack track sections, eight curved FasTrack track sections, a FasTrack terminal section, PowerMax transformer, smoke fluid, two Lincoln Logs buildings

LOCOMOTIVE FEATURES:

- Transformer controlled forward, neutral, and reverse operation
- Operating headlight
- Operating coupler on rear of tender
- Maintenance-free powerful motor
- Two traction tires
- Puffing smoke unit

ROLLING STOCK FEATURES:

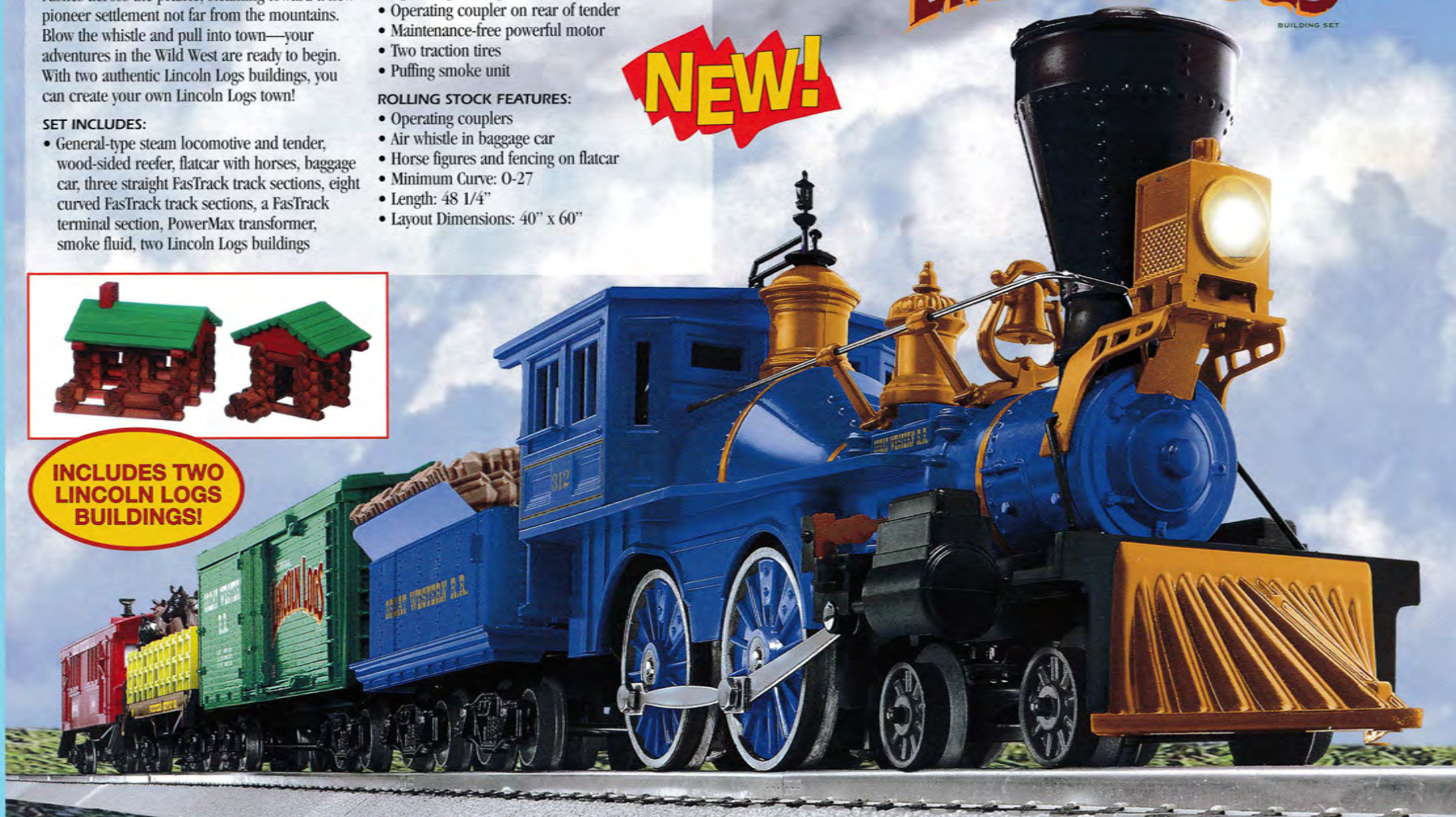
- Operating couplers
- Air whistle in baggage car
- Horse figures and fencing on flatcar
- Minimum Curve: 0-27
- Length: 48 1/4"
- Layout Dimensions: 40" x 60"

NEW!

THE ORIGINAL
LINCOLN LOGS[®]
BUILDING SET



**INCLUDES TWO
LINCOLN LOGS
BUILDINGS!**



(6-30036) Great Western Expansion Pack \$109.99



Great Western Expansion Pack

Grow your layout at a tremendous savings with the all-new Lincoln Logs Train Set Expansion Pack. This Expansion Pack is a \$200.00 value for only \$109.99! See the breakdown below!

PACK INCLUDES:

- Flatcar with operating handcar \$89.99
- Log dump car with Lincoln Logs \$34.99
- Bunk car \$29.99
- 3 straight FasTrack track sections \$11.67
- FasTrack uncoupling track section that activates the log dump car \$33.79

Total Retail Value: \$200.00

Plus an authentic Lincoln Logs building!

YOURS FOR ONLY: \$109.99

A savings of: \$90.00



DUMPS LINCOLN LOGS!

INCLUDES AN ADDITIONAL LINCOLN LOGS BUILDING!

MOTORIZED HANDCAR!

NEW!



Cascade Range Logging Train

The powerful Dockside switcher hauls three log dump cars through the rugged mountains of the Pacific Northwest. The Cascade Range Logging Train includes a CW-80 Transformer and a huge 40" x 60" loop of FasTrack track.

SET INCLUDES:

- 0-6-0 dockside steam locomotive,

three log dump cars with logs, caboose, two straight FasTrack track sections, eight curved FasTrack track sections, a FasTrack terminal section, FasTrack uncoupling track section, 5" straight FasTrack track section, CW-80 Transformer, smoke fluid

LOCOMOTIVE FEATURES:

- Transformer controlled forward,


- neutral and reverse operation
- Electronic steam whistle
- Directional lighting including operating headlight and operating back-up light
- Front and rear operating couplers
- Powerful maintenance-free motor with momentum flywheel
- Traction tires
- Puffing smoke unit
- Die-cast metal body and frame

• Engineer and fireman figures

ROLLING STOCK FEATURES:

- Operating couplers
- Dumps logs using the uncoupling track section (included)
- Interior illumination in caboose
- Individually boxed
- Minimum Curve: 0-27"
- Length: 45 3/4"
- Layout dimensions: 40" x 60"

LIGHTED CABOOSE!



LOGS DUMP INTO BIN!

FEATURES 3 OPERATING CARS!

NEW LOWER PRICE!

PUFFING SMOKE!

(6-30021) Cascade Range Logging Train \$189.99

READY-TO-RUN TRAIN SETS



(6-30039) North Pole Central Passenger Expansion Pack \$109.99



(6-30040) North Pole Central Freight Expansion Pack \$109.99



(6-30020) North Pole Central Christmas Train \$219.99

**BOXCAR
PLAYS
12 CAROLS!**



SAVE \$40.00
ON THIS
EXPANSION PACK!



OPERATING
HANDCAR!

SAVE \$76.00
ON THIS
EXPANSION PACK!



North Pole Central Christmas Train

The North Pole Central Christmas Train departs from the snowy arctic, bringing holiday cheer to all points south. On board the train, an elf chases a reindeer around a crate load, and the boxcar plays 12 Christmas carols. This festive train runs around a generous FasTrack loop with power supplied by a mighty PowerMax Transformer.

SET INCLUDES:

- 4-4-2 steam locomotive and tender, Christmas music boxcar, elf and reindeer animated gondola, lighted caboose, three straight FasTrack track sections, eight curved FasTrack track sections, a FasTrack terminal section, PowerMax Transformer, smoke fluid

LOCOMOTIVE FEATURES:

- Transformer controlled forward, neutral, and reverse operation
- Realistic air whistle in tender
- Operating headlight
- Operating coupler on rear of tender
- Powerful maintenance-free motor
- Traction tire
- Puffing smoke unit
- Die-cast metal locomotive body

ROLLING STOCK FEATURES:

- Operating couplers
- Musical boxcar plays 12 of your favorite Christmas carols (nine-volt battery not included)
- Elf and reindeer figures move around the animated gondola while the train is in motion
- Minimum Curve: 0-27
- Length: 46"
- Layout dimensions: 40" x 60"

North Pole Central Freight Expansion Pack

PACK INCLUDES:

- Flatcar with Santa and Mrs. Claus operating handcar \$89.99
- Reefer \$29.99
- Searchlight car \$34.99
- Lubrication and Maintenance Kit \$16.29
- Three trees
- Four straight FasTrack track sections \$15.56
- Expands layout from 40" x 60" to 50" x 70"

Total Retail Value: \$186.00

YOURS FOR ONLY: \$109.99

A savings of: \$76.00

North Pole Central Passenger Expansion Pack

Change your set from freight to passenger and back with this expansion pack. The New York Central Central Flyer Passenger Expansion Pack is a \$150 value for only \$109.99. See the breakdown below!

PACK INCLUDES:

- Combination car \$39.99
- Coach \$39.99
- Observation car \$39.99
- Four straight FasTrack track sections \$15.56
- Station platform \$14.99
- Three trees
- Five presents
- Expands layout from 40" x 60" to 50" x 70"

Total Retail Value: \$150.00

YOURS FOR ONLY: \$109.99

A savings of: \$40.00

THE LIONEL *Holiday Tradition* EXPRESS

**COMING
ATTRACTIONS!**

Each year Lionel will add another fully animated train car that will provide new holiday fun year after year!

An homage to the classic Lionel train sets, the fully animated Lionel Holiday Tradition Express is ready for a festive adventure this holiday season. Leading the way, the locomotive features bright Christmas lights, true-to-life train chuffing and steam whistles, and two of your favorite holiday tunes. Just behind the tender, the animated bell car is powered by two elves who crank the handles, swinging the bells into action. The animated work caboose carries Santa's bag, and Santa stands waving at the rear of the train. With five separate animations, the Lionel Holiday Tradition Express is the train set your family will proudly display for years to come.



Introducing the round-the-tree Christmas train that only Lionel could make!



Shoveling coal for naughty children





Comes in a handsome, easy-to-carry, self-storing box.

SET FEATURES:

- Locomotive and tender
- Bell car
- Work caboose
- Remote control
- Easy-to-assemble G-gauge, "snow-covered" track
- Easy-to-unpack; easy to repack storage box

LOCOMOTIVE FEATURES:

- G-gauge steam locomotive inspired by classic Lionel trains of the past
- Realistic start-up and shutdown sequences
- Chuffing, whistle, and bell sounds
- Draped in festive holiday garland
- Dotted with bright holiday lights
- Press one button and the train plays two Christmas tunes; press another and hear Santa say "Ho Ho Ho! Merry Christmas!"
- Animated elves shovel coal for "naughty kids" on the tender

REMOTE CONTROL FEATURES:

- Eight infrared buttons allow you to stop and start the train, go forward and backward, sound the whistle, ring the bells, play the music, and hear Santa's holiday greeting

TRACK AND TRANSFORMER:

- Runs off a DC transformer
- Large, easy-to-assemble G-gauge
- 16 pieces of track, 12 curved and 4 straight
- Covered in "snow" for the holiday season (Track can be configured as a 52"-diameter circular track, or by adding four pieces of straight track, which are included, you can create either a 65"-diameter rounded track or a large oblong track. Perfect for any size Christmas tree!)

(7-11000) \$279.99

ROLLING STOCK FEATURES:

- Animated elves rotate cranks, bells swing back and forth on the bell car
- Animated elves pack Santa's bag full of presents for "nice kids"
- Animated Santa waves at the rear of the lighted caboose
- Bright Christmas lights
- Die-cast metal wheels
- Fixed knuckle couplers



Cranking handles to "ring" the bells



Holding a mallet to strike the swinging bell



Stacking one more gift in Santa's bag



Santa waves at the rear of the train



THE LIONEL CHRISTMAS TRAIN THAT WILL BE PASSED DOWN FOR GENERATIONS TO COME!

THE POLAR EXPRESS™

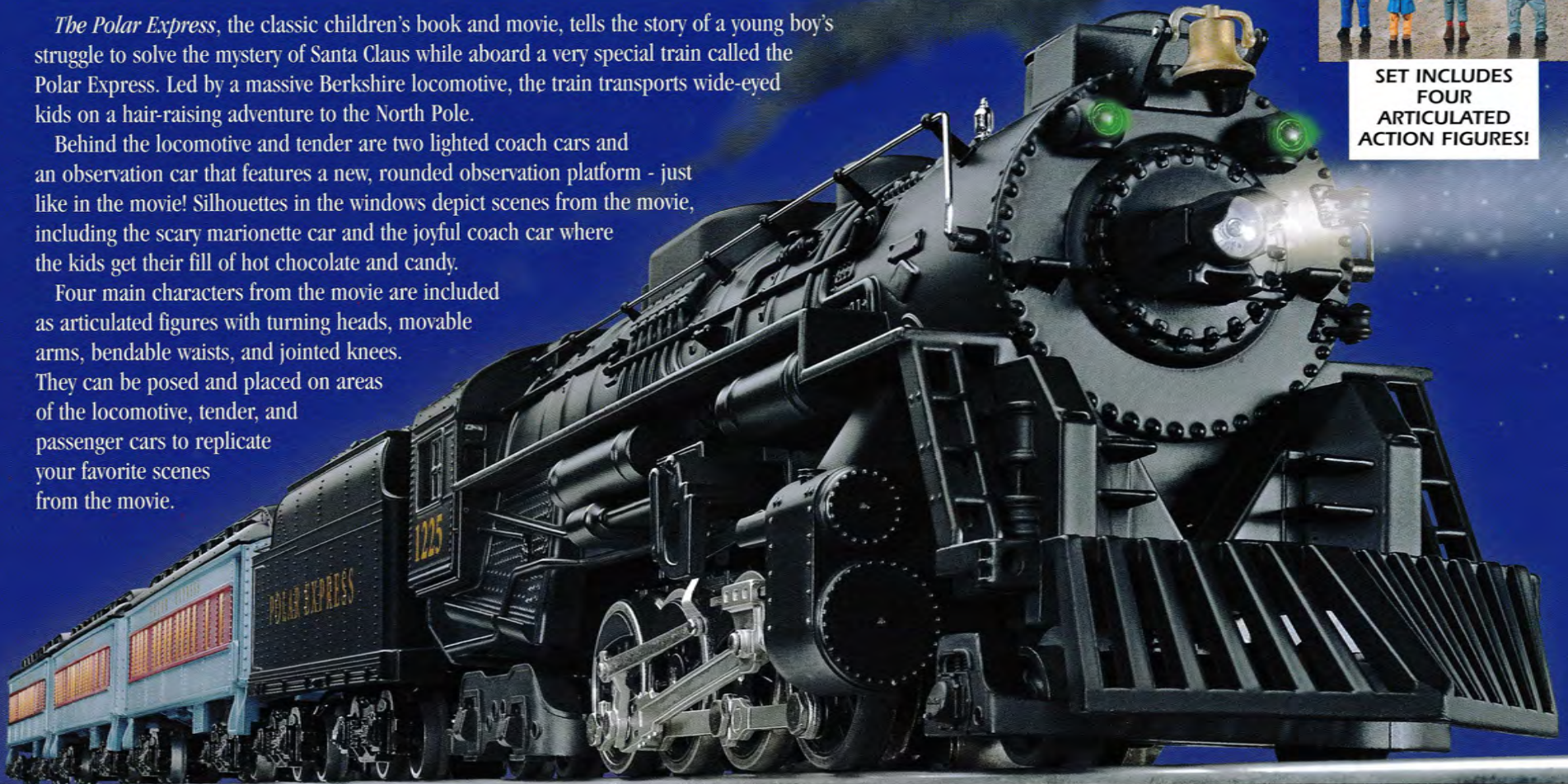
The Polar Express, the classic children's book and movie, tells the story of a young boy's struggle to solve the mystery of Santa Claus while aboard a very special train called the Polar Express. Led by a massive Berkshire locomotive, the train transports wide-eyed kids on a hair-raising adventure to the North Pole.

Behind the locomotive and tender are two lighted coach cars and an observation car that features a new, rounded observation platform - just like in the movie! Silhouettes in the windows depict scenes from the movie, including the scary marionette car and the joyful coach car where the kids get their fill of hot chocolate and candy.

Four main characters from the movie are included as articulated figures with turning heads, movable arms, bendable waists, and jointed knees. They can be posed and placed on areas of the locomotive, tender, and passenger cars to replicate your favorite scenes from the movie.



**SET INCLUDES
FOUR
ARTICULATED
ACTION FIGURES!**



SET INCLUDES:

- 2-8-4 Berkshire steam locomotive and tender, two passenger coaches, one passenger observation car with rounded platform, three straight FasTrack track sections, eight curved FasTrack track sections, one FasTrack terminal section, PowerMax Transformer, articulated movie characters, smoke fluid

LOCOMOTIVE FEATURES:

- Transformer controlled forward, neutral, and reverse operation
- Air whistle in tender
- Operating headlight
- Operating coupler on rear of tender
- Powerful maintenance-free motor
- Two traction tires
- Puffing smoke
- Die-cast metal locomotive body and frame
- Separately applied metal handrails
- All-new pilot and headlight lens shield

PASSENGER CARS FEATURE:

- Interior lighting
- Decorated drumhead on observation car
- All-new, rounded observation platform
- Silhouettes in windows
- Minimum Curve: 0-27
- Length: 63 3/8"
- Layout Dimensions: 40" x 60"

(6-31960) \$299.99

Polar Express Add-on Figures

FEATURES:

- Four articulated figures
- (6-14273) \$24.99



Polar Express Elf Handcar

FEATURES:

- Powerful maintenance-free motor
- Traction tires
- Minimum Curve: 0-27
- Length: 4"

(6-28425) \$74.99



Polar Express Add-on Cars

For even more excitement, add a baggage car, a diner, and a hot chocolate car to complete your Polar Express train.


FEATURES:

- Interior lighting
- Silhouettes in windows
- Minimum Curve: 0-27
- Length: 12"

(6-25134) Polar Express Add-on Diner \$59.99



(6-25135) Polar Express Add-on Baggage Car \$59.99



(6-25186) Polar Express Add-on Hot Chocolate Car \$59.99



Includes a Polar Express ticket!



NEW FOR 2007

Lionel offers a Halloween Train set and several newly-decorated cars that will bring even more spooky fun to any Halloween layout.

Halloween Train

The haunted Halloween Train leaves the station on its way to Transylvania, ready to convey all things creepy and ghoulish to ghosts and goblins everywhere. On the train, Dracula chases a mummy around a crate load of very suspicious cargo, and a boxcar with spooky sounds frightens anyone close enough to hear the uncanny shrieks and whispers coming from inside. This haunted train runs around a generous FasTrack loop with power supplied by a PowerMax Transformer.

SET INCLUDES:

- 4-4-2 steam locomotive and tender, Halloween spooky sounds boxcar, Dracula and mummy animated gondola, lighted caboose, three straight FasTrack track sections, eight curved FasTrack track sections, a FasTrack terminal section, PowerMax Transformer, smoke fluid

LOCOMOTIVE FEATURES:

- Transformer controlled forward, neutral, and reverse operation
- Realistic air whistle in tender
- Operating headlight
- Operating coupler on rear of tender
- Powerful maintenance-free motor
- Traction tire
- Puffing smoke unit
- Die-cast metal locomotive body

ROLLING STOCK FEATURES:

- Operating couplers
- Boxcar with spooky sounds (nine-volt battery not included)
- Dracula and mummy figures move around the animated gondola while the train is in motion
- Minimum Curve: 0-27
- Length: 46"
- Layout dimensions: 40" x 60"

Halloween Handcar

Who better to operate the Halloween Handcar than these colorful pumpkin heads? These two lively figures will add fun and motion to your Halloween layout.

FEATURES:

- Colorful paint schemes
- Affordable action
- Powerful maintenance-free motor
- Traction tires
- Minimum Curve: 0-27
- Length: 4"

(6-28428) Halloween Handcar \$69.99



NEW!



(6-30056) Halloween Train Set \$219.99

NEW!

(6-28695) Halloween Docksider Switcher \$109.99

**Halloween Docksider Switcher**

The Transylvania Railroad Docksider Switcher gets ready for action. This mighty little locomotive makes sure trick-or-treat goodies are delivered right on schedule for Halloween eve.

FEATURES:

- Transformer controlled forward, neutral, and reverse operation
- Electronic steam whistle

- Directional lighting with operating headlight and back-up light
- Die-cast metal locomotive body and frame
- Powerful maintenance-free motor with momentum flywheel
- Front and rear operating couplers
- Traction tires
- Puffing smoke unit
- Engineer and fireman figures
- Minimum Curve: 0-27
- Length: 8 1/2"

(6-36550) Halloween Transfer Caboose \$44.99

**Halloween Transfer Caboose**

- Die-cast metal trucks and operating couplers
- Interior illumination
- Minimum Curve: 0-27
- Length: 8 3/4"



Trick or Treat Aquarium Car

Halloween trick or treaters will walk bravely through scary neighborhoods and past dark and dreary houses to collect candy delights on this spooky night.

FEATURES:

- Die-cast metal trucks and operating couplers
- Powerful maintenance free motor with ON/OFF switch
- Interior illumination
- Metal frame
- Minimum curve: 0-27
- Length 10 1/2"

Halloween SpookySmoke Boxcar

Who is that ghostly figure appearing in the smoky doorway of this Halloween boxcar? Is he human or the spirit of some vanquished soul? Add this car to your Halloween consist for extra ghoulish fun.

FEATURES:

- SpookySmoke wafts out open doors
- Die-cast metal trucks and operating couplers
- ON/OFF switch
- Metal frame
- Opening doors
- Interior illumination
- Halloween figure in boxcar
- Length: 10 1/2"

Formaldehyde Tankcar

How do you keep spooky fun "fresh"? This frightening tankcar transports formaldehyde from Grave's Mortuary Supply Company to destinations unknown. What gruesome creatures might be embalmed with it? Add this car to your Halloween consist for creepy fun.

FEATURES:

- Die-cast metal sprung trucks and operating couplers
- Metal handrails, platforms, and ladders
- Gauge: 0-27
- Minimum Curve: 0-27
- Length: 10"



(6-36830) Trick or Treat Aquarium Car \$74.99



(6-36823) Halloween SpookySmoke Boxcar \$109.99



(6-29619) Formaldehyde Tankcar \$59.99



(6-14297) Halloween Witch Pylon \$139.99



Witches Cauldron

In the cover of three large pine trees, three scary witches huddle around a black cauldron heated by a roaring fire, getting ready to do a magic spell. One witch is poised to throw a fish into the pot, and another reads from a special book, reciting a magic chant. A third witch stirs the potion that simmers in the cauldron.

FEATURES:

- Witch appears to stir the cauldron
- Three hand-painted witch figures
- Three pine trees
- Dimensions: 6" diameter



(6-14221) Witches Cauldron \$69.99



Halloween Witch Pylon

The Broomstick Flying Academy has a busy schedule in the weeks before Halloween! Witches are flying everywhere, perfecting the art of soaring and dipping on broomsticks until their skills are just right for the long flight on Halloween night. Keep your eyes on the sky on that special eve ... they may be stopping at your house with mischief and magic for you and your family.

FEATURES:

- Powerful, maintenance-free motor
- Metal tower
- Interior lighting
- Witch flies approximately 21 1/2" above the base
- Dimensions: 5 3/4" x 5 3/4" x 14 1/4"

UPS CENTENNIAL COLLECTION

(6-34195) UPS® People Pack \$24.99*



UPS® People Pack

FEATURES:

- Hand-painted pewter
- Average height: 1 ¼"

UPS Centennial Collection

In honor of the 100th anniversary of UPS, Lionel proudly offers its second collection of UPS Centennial items that honor the historic legacy of this iconic American company. For the first time ever, a complete ready-to-run UPS steam train set is available in 2007. In addition, the second Centennial-series boxcar, featuring the distinctive UPS shield first used in the 1930's, is offered. Add the UPS Operating Billboard Signmen and a UPS People Pack anywhere along the tracks to expand your UPS collection.

The Centennial boxcar is also available in S Gauge.

SET INCLUDES:

- 4-4-2 steam locomotive and tender, boxcar, flatcar, caboose, UPS van, three straight FasTrack track sections, eight curved FasTrack track sections, a FasTrack terminal section, and a CW-80 Transformer

LOCOMOTIVE FEATURES:

- Transformer controlled forward, neutral, and reverse operation
- Air whistle in tender
- Operating headlight
- Operating coupler on rear of tender
- Powerful maintenance-free motor
- Puffing smoke unit
- Die-cast metal locomotive body with metal frame and trucks

ROLLING STOCK FEATURES:

- Operating couplers
- Opening doors on boxcar
- Removable die-cast UPS van on flatcar
- Interior illumination in caboose
- Minimum Curve: O-27
- Length: 46 ½"
- Layout dimensions: 40"

NEW!



(6-24201) UPS® Operating Billboard Signmen \$99.99*



NEW!

UPS® Operating Billboard Signmen

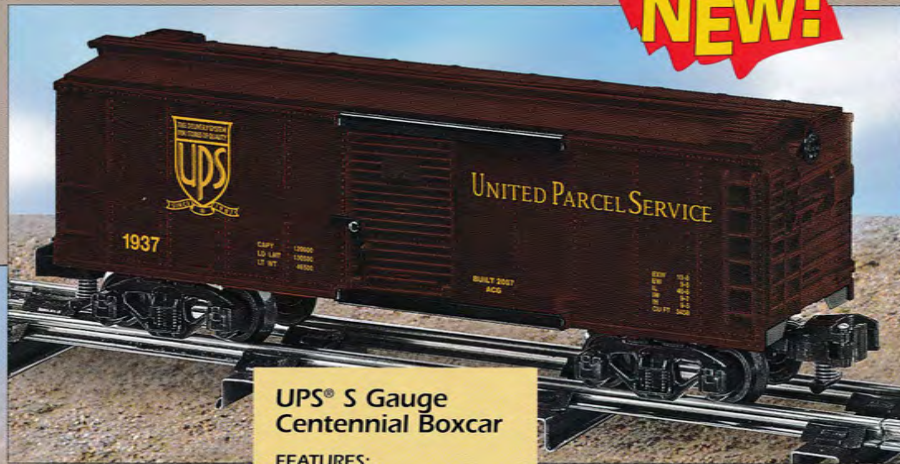
The signmen have one sign corner left to paste up to the billboard. They roll the sign out and it curls back down, but the persistent signmen won't give up.

FEATURES:

- Animated figures use rollers to unfurl the UPS sign
- Durable construction
- Two figures
- Dimensions: Approx. 8" x 3 ¼" x 5"

(6-48370) UPS® S Gauge Centennial Boxcar \$54.99*

NEW!



UPS® S Gauge Centennial Boxcar

FEATURES:

- Die-cast metal trucks
- Metal frame
- Opening doors
- Length: 8 3/8"

(6-25042) UPS® Centennial Boxcar #2 \$49.99*

NEW!



UPS® Centennial Boxcar #2

FEATURES:

- Die-cast metal sprung trucks and operating couplers
- Metal frame
- Opening doors
- Minimum Curve: 0-27
- Length: 10 1/2"



(6-30061) UPS® Centennial Steam Set \$229.99*

*UPS, the UPS shield, and the color brown are trademarks of United Parcel Service of America, Inc. used under license.

Alaska Steam Work Train Set

The powerful Alaska 0-6-0 switcher moves along the snowy route from Anchorage to Seward, hauling its workload more than 100 miles along the frosty rails. This rugged, icebound consist includes a dockside switcher, flatcar with wheel and cargo load, 3-dome tankcar, crane car, and work caboose.

SET INCLUDES:

- 0-6-0 dockside steam locomotive, flatcar with load, 3-dome tankcar, crane car, caboose with lighted interior, eight curved FasTrack track sections, 3 straight FasTrack track sections, a FasTrack terminal section, and a CW-80 Transformer

LOCOMOTIVE FEATURES:

- Transformer controlled forward, neutral, and reverse operation
- Electronic steam whistle
- Directional lighting, including operating headlight and operating back-up light
- Front and rear operating couplers
- Powerful maintenance-free motor with momentum flywheel
- Traction tires
- Puffing smoke unit
- Die-cast metal body and frame
- Engineer and fireman figures

ROLLING STOCK FEATURES:

- Operating couplers
- Pallet and wheel load on flatcar
- Rotating cab and operating boom and hook on crane car
- Interior illumination in caboose
- Individually boxed
- Minimum Curve: 0-27
- Length: 45 3/4"
- Layout dimensions: 40" x 60"

NEW!

(6-30046) Alaska Work Train Expansion Pack \$109.99

MOTORIZED HANDCAR!



PUFFING SMOKE!



**INTERIOR
LIGHTING IN
BUNK CAR!**

**MANUALLY
OPERATE
BOOM, HOOK,
AND CAB!**

NEW!

**INTERIOR
LIGHTING
IN CABOOSE!**

(6-30045) Alaska Steam Work Train Set \$269.99

Alaska Work Train Expansion Pack

Expand your work train operation. The Alaska Work Train Expansion Pack is a \$165.00 value for only \$109.00. See the breakdown below!

PACK INCLUDES:

- Gondola with containers \$29.99
- Flatcar with handcar \$89.99
- Bunk car with interior illumination \$29.99
- Four straight FasTrack track sections \$15.56

Total Retail Value: \$165.00

YOURS FOR ONLY: \$109.99

A savings of: \$55.00

READY-TO-RUN TRAIN SETS

(6-30048) Northwest Special Freight Expansion Pack \$109.99

NEW!


**OPERATING
LOG DUMP
CAR!**

**UNCOUPLING
TRACK
INCLUDED!**



NEW!

**FEATURES THE
TRAINSOUNDS
SOUND SYSTEM!**



OPERATING SEARCHLIGHT!

(6-30047) Northwest Special Freight with TrainSounds \$294.99

TrainSounds™

Northwest Special Freight with TrainSounds

The Northwest Special Freight thunders across North America. The powerful GP38 locomotive pulls a boxcar, a hopper, an operating searchlight car, and a caboose. In addition to the impressive locomotive and rolling stock, the Northwest Special Freight also features a CW-80 Transformer and a loop of FasTrack track.

SET INCLUDES:

- GP38 diesel locomotive, boxcar, 2-bay hopper, operating searchlight car, caboose, three straight FasTrack sections, eight curved FasTrack sections, a FasTrack terminal section, CW-80 Transformer

LOCOMOTIVE FEATURES:

- Transformer controlled forward, neutral, and reverse operation
- TrainSounds sound system with diesel engine revving, horn, bell squealing brakes, and operator-controlled, multi-part crew dialog
- Operating headlight
- Dual operating couplers
- Dual powerful maintenance-free motors
- Metal frame
- Operating strobe light

ROLLING STOCK FEATURES:

- Operating couplers
- Operating searchlight on searchlight car
- Interior illumination in caboose
- Individually boxed
- Minimum Curve: 0-27
- Length: 48 1/2"
- Layout dimensions: 40" x 60"

Northwest Special Freight Expansion Pack

The Northwest Special Freight Operating Expansion Pack is a \$180 value for only \$109.99! See the breakdown below!

PACK INCLUDES:

- Operating log dump car \$34.99
- Single-dome tank car \$29.99
- Gondola with canisters \$29.99
- 3 straight FasTrack track sections \$11.07
- FasTrack uncoupling track section that activates the coal dump car \$31.99
- 5" straight FasTrack track section \$3.19
- Tractor and trailer \$19.50
- Railroad signs \$5.99
- Lubrication and Maintenance Kit \$15.29
- Expands layout from 40" x 60" to 50" x 70"

Total Retail Value: \$180.00
YOURS FOR ONLY: \$109.99
A savings of: \$70.00

READY-TO-RUN TRAIN SETS

Santa Fe El Capitan Streamliner Diner

Now you can add a Santa Fe El Capitan Streamliner diner to your El Capitan Train Set. With its illuminated interior, this car adds realism to your passenger consist.

FEATURES:

- Die-cast metal trucks and operating couplers
- Full interior
- Interior illumination
- Flexible diaphragms
- Opening doors
- Minimum Curve: 0-27
- Length: 13 1/4"

**DIE-CAST
METAL
TRUCKS**



NEW!

(6-35102) Santa Fe El Capitan Streamliner Diner \$64.99

(6-30024) Union Pacific Fast Freight with TrainSounds \$339.99



(6-30001) Santa Fe El Capitan with TrainSounds \$369.99

**OPERATING
COAL DUMP
CARI!**



**LIGHTED,
DETAILED
INTERIORS!**

*TrainSounds*TM

FastTrack[®]

Union Pacific Fast Freight with TrainSounds

A powerful 2-8-4 Berkshire highballs down the high iron leading a colorful load of freight. This impressive consist includes an operating coal dump car. The Union Pacific Fast Freight is complete with a large FasTrack layout and the powerful CW-80 Transformer.

SET INCLUDES:

- 2-8-4 Berkshire steam locomotive and tender, boxcar, coal dump car and tray, tank car, bay window caboose with illuminated interior, two straight FasTrack sections, eight curved FasTrack sections, a FasTrack uncoupling section, a FasTrack terminal section, CW-80 Transformer, smoke fluid

LOCOMOTIVE FEATURES:

- Transformer controlled forward, neutral, and reverse operation
- TrainSounds sound system with steam chuffing, steam whistle, bell, squealing brakes, and operator-controlled multi-part crew dialog
- Operating headlight
- Operating coupler on rear of tender
- Powerful maintenance-free motor with momentum flywheel
- Traction tires
- Puffing smoke unit
- Die-cast metal locomotive body, frame, and trucks
- Die-cast metal tender body and trucks with a metal frame
- Engineer and fireman figures

ROLLING STOCK FEATURES:

- Die-cast metal sprung trucks and operating couplers (caboose has die-cast metal trucks)
- Opening doors on boxcar
- Coal car dumps coal at the touch of a button
- Interior illumination in caboose
- Individually boxed
- Minimum Curve: 0-27
- Length: 59 3/4"
- Layout dimensions: 40" x 60"

Santa Fe El Capitan with TrainSounds

The classic FT diesel locomotive, equipped with realistic sounds from the TrainSounds sound system, hurtles down the "Route of the Warbonnets." Three streamlined passenger cars—two illuminated coaches and an illuminated observation car—follow the westbound locomotive. With the CW-80 Transformer and a loop of FasTrack track, you are ready to run one of the Santa Fe's best known passenger trains.

SET INCLUDES:

- FT diesel locomotive, two streamliner coach cars, one streamliner observation car, three straight FasTrack sections, eight curved FasTrack sections, a FasTrack terminal section, CW-80 Transformer

LOCOMOTIVE FEATURES:

- Transformer controlled forward, neutral, and reverse operation
- TrainSounds sound system with diesel engine revving, diesel horn, bell, squealing brakes, and operator-controlled, multi-part crew dialog
- Operating headlight
- Front operating coupler
- Dual powerful maintenance-free motors
- Traction tires
- Die-cast metal trucks, pilot, fuel tank
- Metal frame
- Lighted cab interior
- Engineer and fireman figures

PASSENGER CARS FEATURE:

- Die-cast metal trucks and operating couplers
- Authentically detailed interiors
- Interior illumination
- Flexible diaphragms between cars
- Opening doors
- Individually boxed
- Minimum Curve: 0-27
- Length: 52 1/2"
- Layout dimensions: 40" x 60"



TrainMaster Command Control equipped sets

With a TrainMaster Command Control equipped locomotive and a powerful CW-80 Transformer, these train sets are on the cutting edge of model railroad technology. The CW-80 Transformer allows you to change directions and activate the bell and whistle. The steam chuffing and diesel RPM sounds automatically vary with the speed of the locomotive.

To unlock all the advanced features of your TrainMaster Command Control equipped locomotive—including CrewTalk communication and TowerCom announcements—purchase the TrainMaster Command Set (6-12969). With the TrainMaster Command Control system, you get digital control with a simple one-wire connection. You are able to operate your entire layout using a CAB-1 Remote Controller, freeing you from your stationary controls.

NEW!



(6-30051) Union Pacific Diesel Freight \$499.99



(6-30025) Chesapeake Super Freight \$474.99



RailSounds™



Union Pacific Diesel Freight

The Union Pacific Diesel Freight is ready for work. Leading the way is a modern giant – the LionMaster SD90 diesel locomotive – complete with TrainMaster Command Control, the RailSounds sound system, and the Odyssey System for speed control. Thundering behind is an impressive consist featuring modern, detailed freight equipment used on real railroads today. A CW-80 Transformer provides all the power you need to speed across the expansive FasTrack layout included with this set.

SET INCLUDES:

- LionMaster SD90, 3-bay ACF hopper, flatcar with semi trucks, double door boxcar, cylindrical hopper, extended vision caboose, seven straight FasTrack track sections, twelve 0-48 curved FasTrack track sections, a FasTrack terminal section, CW-80 Transformer, smoke fluid

LOCOMOTIVE FEATURES:

- **TrainMaster Command Control** equipped—able to run in Command Control Mode or in Conventional Transformer Control Mode
- **RailSounds sound system** with CrewTalk communication and TowerCom announcements
- **Odyssey System** for speed control with ON/OFF switch
- Directional lighting, including operating headlight
- Front and rear **ElectroCouplers**
- Dual powerful maintenance-free motors with momentum flywheels
- Four traction tires
- Fan-driven smoke unit
- Die-cast metal trucks, pilots, fuel tank
- Metal frame
- Separately applied metal details
- Illuminated number boards
- Illuminated cab interior
- Engineer and fireman figures

ROLLING STOCK FEATURES:

- Die-cast metal sprung trucks and operating couplers (Caboose has die-cast metal trucks)
- Opening doors on boxcar
- Auto-frame load in boxcar
- Operating smoke unit in caboose
- Interior illumination in caboose

- Individually boxed
- Minimum Curve: 0-31
- Length: 74 1/8"
- Layout dimensions: 50" x 90"

Chesapeake Super Freight

Enroute from St. Louis to New York City, the impressive Chesapeake Super Freight charges down the C&O high iron. With realistic steam chuffing sounds and an operating smoke unit, the TrainMaster Command Control and RailSounds sound system equipped 2-8-4 Berkshire steam locomotive leads a string of detailed rolling stock. This complete set, including a large loop of FasTrack track and a powerful CW-80 Transformer, has the makings to launch your own railroad empire.

SET INCLUDES:

- 2-8-4 Berkshire steam locomotive and tender, boxcar, single dome tank car, hopper, caboose, three straight FasTrack sections, eight curved FasTrack sections, a FasTrack terminal section, CW-80 Transformer, smoke fluid

LOCOMOTIVE FEATURES:

- **TrainMaster Command Control** equipped - able to run in Command Control Mode or in Conventional Transformer Control Mode
- **RailSounds sound system** with CrewTalk communication, TowerCom announcements and DynaChuff synchronized chuffing
- Operating headlight
- **ElectroCoupler** on rear of tender
- Powerful maintenance-free motor with momentum flywheel
- Traction tires
- Puffing smoke unit
- Die-cast metal locomotive body, frame, and trucks
- Die-cast metal tender body and trucks with a metal frame
- Engineer and fireman figures

ROLLING STOCK FEATURES:

- Die-cast metal sprung trucks and operating couplers (Caboose has die-cast metal trucks)
- Opening doors on boxcar
- Interior illumination in caboose

- Individually boxed
- Minimum Curve: 0-27
- Length: 59 1/4"
- Layout dimensions: 40" x 60"



Chesapeake & Ohio Empire Builder Ready-To-Run Train Set

Looking to get started with the very best? The newest Lionel Empire Builder set features everything you need to get started in top-of-the-line Lionel O Gauge model railroading. With the new LEGACY Command Set, a powerful ZW transformer, a huge O-72 FasTrack layout, and two switches, you have all the makings of a sophisticated layout.

SET INCLUDES:

- Berkshire locomotive, Offset Hopper, Double-door Boxcar with End Doors, 8,000 Gallon Tank Car, Double Sheathed Wood Boxcar, Steam Era Caboose, ZW transformer, Lionel LEGACY Command Set, two O-72 switches, 22 O-72 curve FasTrack track sections, 9 straight FasTrack track sections, 1 terminal track

NEW!

**MOST
ADVANCED 2007
READY-TO-RUN
TRAIN SET!**

RailSounds[®]
5.0



**OPENING
BOTTOM
HATCHES ON
HOPPER**

LOCOMOTIVE FEATURES:

- Lionel LEGACY Command Control equipped—able to run in Command Control Mode or in Conventional Transformer Control Mode
- LEGACY Speed Control with ON/OFF switch
- RailSounds 5.0 sound system with custom recorded effects
- DynaChuff synchronized chuffing that shifts through 15 levels of intensity as the locomotive gains speed
- FatBoy speakers for the ultimate in sound reproduction
- High-torque Pittman® motor with momentum flywheel
- Wireless Tether connection between locomotive and tender
- Directional lighting including operating headlight, back-up light on rear of tender, and front classification lights
- Die-cast metal locomotive body, frame, pilot, and trucks
- Scale front coupler with interchangeable O gauge coupler
- Traction tires
- Synchronized fan-driven smoke unit

- Separately applied metal details including whistle cord
- Accurate separately applied builder's plate
- Illuminated cab interior
- Variable ashpan glow
- Flickering firebox in cab
- Opening cab roof hatch
- Cab window glass
- Engineer and fireman figures
- Die-cast metal tender body and trucks
- Realistic, separately applied coal load
- Individual opening tender water hatches reveal easy-to-access RailSounds controls
- ElectroCoupler on rear of tender

ROLLING STOCK FEATURES:

- Hidden uncoupling tabs
- Die-cast metal sprung trucks (caboose has die-cast trucks)
- Offset hopper has die-cast metal body, opening hatches, and removable coal load
- Boxcars have opening side doors
- Double-door boxcar has opening end doors
- Die-cast metal caboose has interior illumination

Layout dimensions: Approx. 124" x 84"
Minimum Curve: O-54

(6-30066) \$2699.99



Huge O-72 layout with two Remote Switches




ZW and PowerHouse Power Supply Set



Lionel LEGACY Remote Controller



Lionel LEGACY Command Base



OPENING END DOORS ON 50' BOXCAR

ALL-NEW TOOLING ON DOUBLE SHEATHED BOXCAR

INTERIOR ILLUMINATION IN CABOOSE



NASCAR® is a registered trademark of The National Association for Stock Car Auto Racing Inc. All drivers, names, likenesses, signatures and other trademarks and copyrights are used under license or with permission. NASCAR NEXTEL Cup marks are used under license by NASCAR, Inc. and Nextel Communications, Inc. SUNOCO® is a registered trademark of Sunoco, Inc.

NASCAR READY-TO-RUN TRAIN SET

The thrill of NASCAR, America's fastest growing sport, is captured in this new, O gauge train set from Lionel. Designed for NASCAR fans everywhere, Lionel has created a set inspired by the excitement and spectacle of their favorite sport. This set boasts a train as dazzling as any NASCAR vehicle, complete with a colorfully decorated diesel engine, a single-dome tank car, a boxcar with the champion's trophy, and a caboose like you've never seen before!

What's more, fans can add to the core set by getting one of six expansion packs, each featuring one of the top legends of the sport: Dale Earnhardt Sr., Dale Earnhardt, Jr., Jeff Gordon, Jimmie Johnson, Kasey Kahne, and 2005 Nextel Cup Champion Tony Stewart!

Who better than Lionel to haul the NASCAR race-week experience into homes across the country?

SET INCLUDES:

- GP38 diesel locomotive, single-dome tank car, boxcar, flatcar with billboards, caboose, three straight FasTrack sections, eight curved FasTrack sections, a FasTrack terminal section, powerful Lionel transformer

LOCOMOTIVE FEATURES:

- Transformer controlled forward, neutral, and reverse operation
- TrainSounds sound system with diesel engine revving, horn, bell squealing brakes, and operator-controlled, multi-part crew dialog
- Operating headlight
- Dual operating couplers
- Dual powerful maintenance-free motors
- Metal frame
- Operating strobe light

ROLLING STOCK FEATURES:

- Operating couplers
- Removable billboards on flatcar
- Interior illumination in caboose
- Minimum Curve: 0-27
- Length: 53"
- Layout dimensions: 40" x 60"

(7-11004) \$299.99

(7-11025) Jimmie Johnson Boxcar \$44.99




**Jimmie Johnson 2006
Champion Boxcar**

FEATURES:

- Die-cast metal sprung trucks and operating couplers
- Opening doors
- Length: 10 1/2"
- Minimum Curve: 0-27

NEW!







Dale Earnhardt Jr. and Dale Earnhardt Inc. trademarks, trade dress, names, likenesses and copyrights are used under the authorization of Dale Earnhardt Inc. NASCAR® is a registered trademark of The National Association for Stock Car Auto Racing Inc.

DALE EARNHARDT, JR. READY-TO-RUN TRAIN SET

The face of NASCAR's new generation, Dale Earnhardt, Jr. is featured in an exciting new ready-to-run train set from Lionel. Dale Jr. won his first race in only his 12th career start, and in 2004 he captured the prestigious Daytona 500. He has recorded an impressive 16 Nextel Cup wins in addition to his two NASCAR Busch Series Championships. Now from Lionel... a train set that's as dynamic as the driver who inspired it.

SET INCLUDES:

- GP38 diesel locomotive, three-dome tank car, boxcar, flatcar with helicopter, caboose, three straight FasTrack sections, eight curved FasTrack sections, a FasTrack terminal section, powerful Lionel transformer

LOCOMOTIVE FEATURES:

- Transformer controlled forward, neutral, and reverse operation
- TrainSounds sound system with diesel engine revving, horn, bell squealing brakes, and operator-controlled, multi-part crew dialog
- Operating headlight
- Dual operating couplers
- Dual powerful maintenance-free motors
- Metal frame and handrails
- Operating strobe light

ROLLING STOCK FEATURES:

- Operating couplers
- Removable helicopter on flatcar
- Opening doors on boxcar
- Interior illumination in caboose
- Minimum Curve: 0-27
- Length: 51 1/2"
- Layout dimensions: 40" x 60"

(7-11005) \$299.99







DALE EARNHARDT, SR.

Dale Earnhardt, Sr.'s racing style helped to transform NASCAR into one of the most popular sports in the country. Along the way, he also turned himself into one of the most beloved American athletes of all time. A seven-time Winston Cup champion with seventy-six career victories, Dale Earnhardt is truly a legend.

PACK INCLUDES:

- Flatcar with trailer
- Flatcar with car
- Boxcar
- Four straight FasTrack track sections
- Expands layout from 40" x 60" to 50" by 70"

Suggested Retail Price: \$129.99

DALE EARNHARDT, JR.

One of the more popular drivers competing today, Dale Earnhardt, Jr. has amassed an impressive sixteen career wins—including a win in 2004 at the prestigious Daytona 500—and finished 2005 with twelve top ten finishes. An athlete who has truly transcended the sport, Dale Earnhardt, Jr. has quickly become the face of NASCAR's next generation.

PACK INCLUDES:

- Flatcar with trailer
- Flatcar with car
- Flatcar with 2-tier auto carrier
- Four straight FasTrack track sections
- Expands layout from 40" x 60" to 50" by 70"

Suggested Retail Price: \$129.99

TONY STEWART

The 2002 and 2005 Nextel Cup Champion, Tony Stewart is setting the pace for NASCAR's next generation of drivers. Aggressive and fearless, Stewart is a dominating presence in every race he enters. With 24 Nextel Cup wins and two championships, he is quickly taking his place in the pantheon of NASCAR legends.

PACK INCLUDES:

- Flatcar with trailer
- Flatcar with car
- Special team sponsor car
- Four straight FasTrack track sections
- Expands layout from 40" x 60" to 50" by 70"

Suggested Retail Price: \$129.99

EXPANSION PACKS

At Lionel, there's no end to the NASCAR excitement! This year, Lionel is also offering six ways to increase your NASCAR enjoyment with six NASCAR-themed expansion packs. Each pack features three cars inspired by a current or former NASCAR legend. Each pack is designed to enhance the play-value of the NASCAR sets themselves. Use them on your layout or display them with your other NASCAR collectibles.

(7-11007) Dale Earnhardt, Sr. \$129.99



COLLECT ALL SIX!

(7-11009) Tony Stewart \$129.99

NOTE: All products will feature official 2006 artwork and designs.

Dale Earnhardt, Dale Earnhardt Inc. and Richard Childress Racing trademarks, trade dress, names, likenesses and copyrights are used under the authorization of Dale Earnhardt Inc. NASCAR® is a registered trademark of The National Association for Stock Car Auto Racing Inc.

Dale Earnhardt Jr. and Dale Earnhardt Inc. trademarks, trade dress, names, likenesses and copyrights are used under the authorization of Dale Earnhardt Inc. NASCAR® is a registered trademark of The National Association for Stock Car Auto Racing Inc.

"Tony Stewart", "#20" and "The Home Depot" licensed under authority of Joe Gibbs Racing, Inc., Huntersville, NC. NASCAR NEXTEL Cup marks are used under license by NASCAR, Inc. and Nextel Communications, Inc. NASCAR® is a registered trademark of The National Association for Stock Car Auto Racing Inc.



(7-11008) Dale Earnhardt, Jr. \$129.99



JEFF GORDON

A four-time NASCAR Champion, Jeff Gordon's aggressive style and winning results have made him a hero and legend to millions. Seventy-two career victories highlight a career that includes three Daytona 500's. In 2005, Gordon earned three wins and fourteen top ten finishes.

PACK INCLUDES:

- Flatcar with trailer
- Flatcar with car
- Vatcar
- Four straight FasTrack track sections
- Expands layout from 40" x 60" to 50" by 70"

Suggested Retail Price: \$129.99

JIMMIE JOHNSON

Jimmie Johnson is a driver to watch. A threat to take the championship in 2005, Johnson notched four wins and an astounding twenty-one top ten finishes. He ended 2005 with eighteen career victories and a future as bright as any driver on the NASCAR horizon.

PACK INCLUDES:

- Flatcar with trailer
- Flatcar with car
- Flatcar with load
- Four straight FasTrack track sections
- Expands layout from 40" x 60" to 50" by 70"

Suggested Retail Price: \$129.99

KASEY KAHNE

The 2004 Rookie of the Year, Kasey Kahne has already amassed an impressive record that includes eight top ten finishes last year alone — including a win at the Chevy American Revolution 400.

PACK INCLUDES:

- Flatcar with trailer
- Flatcar with car
- 2-tier auto carrier
- Four straight FasTrack track sections
- Expands layout from 40" x 60" to 50" by 70"

Suggested Retail Price: \$129.99

EXPANSION PACKS

At Lionel, there's no end to the NASCAR excitement! This year, Lionel is also offering six ways to increase your NASCAR enjoyment with six NASCAR-themed expansion packs. Each pack features three cars inspired by a current or former NASCAR legend. Each pack is designed to enhance the play-value of the NASCAR sets themselves. Use them on your layout or display them with your other NASCAR collectibles.




COLLECT ALL SIX!

NOTE: All products will feature official 2006 artwork and designs.

#24 Jeff Gordon®: © 2005 HGL, LLC. The name, likeness and signature of Jeff Gordon and the likeness of the #24 DuPont Chevrolet are used under license granted by HGL, LLC. NASCAR® is a registered trademark of The National Association for Stock Car Auto Racing Inc.

#48 Jimmie Johnson®: © 2005 HGL, LLC. The name, likeness and signature of Jimmie Johnson and the likeness of the #48 Lowe's Chevrolet are used under license granted by HGL, LLC. NASCAR® is a registered trademark of The National Association for Stock Car Auto Racing Inc.

R Evernham Motorsports, LLC. Kasey Kahne™ likeness and signature are trademarks of Kasey Kahne Inc. licensed by Evernham Motorsports, LLC. Dodge® is a registered trademark of DaimlerChrysler Corporation. NASCAR® is a registered trademark of The National Association for Stock Car Auto Racing Inc.



(7-11011) Jeff Gordon \$129.99

(7-11010) Jimmie Johnson \$129.99

(7-11006) Kasey Kahne \$129.99



Santa Fe U28CG Standard O Freight Set

With a powerful U28CG diesel locomotive at the head end, this freight train charges across the southwest. The Santa Fe U28CG Standard O Freight Set offers an easy way to add scale-sized, super-detailed Lionel rolling stock to your railroad. The TMCC-equipped locomotive includes the Odyssey System for speed control and the impressive RailSounds 5.0 sound system.

SET INCLUDES:

- U28CG diesel locomotive, PS-1 boxcar, PS-2 2-bay covered hopper, PS-4 flatcar, PS-5 gondola, extended vision caboose

LOCOMOTIVE FEATURES:

- **TrainMaster Command Control** equipped—able to run in Command Control Mode or in Conventional Transformer Control Mode
- **Odyssey System** for speed control with ON/OFF switch
- **RailSounds 5.0** sound system with new intelligible **CrewTalk** dialog, more **TowerCom** announcements, and eight diesel RPM levels

- Dual powerful maintenance-free motors with momentum flywheels
- Directional LED headlights
- Illuminated marker lights and number boards
- Die-cast metal trucks, pilots, and fuel tank
- Metal frame
- Front and rear **ElectroCouplers**
- Traction tires
- Fan-driven smoke unit
- Separately applied metal details
- Illuminated cab interior with engineer and fireman figures

ROLLING STOCK FEATURES:

- Die-cast metal sprung trucks and operating couplers with hidden uncoupling tab

- Metal underframe details
- PS-1 boxcar includes opening doors and box load
- PS-2 hopper includes rotating bearing caps
- PS-4 flatcar includes die-cast metal body with wood deck, removable stakes, and chains
- PS-5 gondola includes folding drop ends
- Extended vision caboose includes smoke unit, train crew figures, detailed interior, operating marker lights, interior lighting, and etched metal details

- Individually boxed
- Minimum Curve: 0-31
- Recommended Minimum Curve: 0-36

(6-31748) \$769.99



(6-31750) New York Central Hotbox Reefer Set \$529.99

New York Central Hotbox Reefer Set

Featuring the Mikado steam locomotive with TrainMaster Command Control and the RailSounds sound system, this set is loaded with action and excitement. Racing along the New York Central mainline, the brakeman moves to the side of the caboose


platform, inspecting the train. Before long, a wheel bearing overheats, causing an irregular sound and a wisp of smoke. This scenario is the brakeman's worst nightmare—a "hot box"! Smoke, lights and screeching intensify until you, the engineer, initiate an emergency stop to let your crew "Cool that spindle." Crew dialog

keeps you on top of the situation with reports such as "Something's burning!" and "We've got a blazer!"

SET INCLUDES:

- 2-8-2 Mikado steam locomotive and tender, hot box reefer, animated caboose






ROTATING BEARING CAPS!

INCLUDES BOX LOAD!



RailSounds[®] 5.0



LOCOMOTIVE FEATURES:

- **TrainMaster Command Control** equipped—able to run in Command Control Mode or in Conventional Transformer Control Mode
- **RailSounds** sound system with CrewTalk communication TowerCom announcements and DynaChuff synchronized chuffing
- Operating headlight

- Operating coupler on rear of tender
- Powerful maintenance-free motor with momentum flywheel
- Traction tires
- Puffing smoke unit
- Die-cast metal locomotive body, frame, and trucks
- Die-cast metal tender body and trucks with a metal frame
- Engineer and fireman figures

HOT BOX REEFER FEATURES:

- Flickering lights, smoke, screeching, and crew dialog of a “hot box” emergency
- ON/OFF switch
- Operates on both Command Control and conventional layouts
- Die-cast metal trucks and operating couplers
- Metal frame

ANIMATED CABOOSE FEATURES:

- Holding an illuminated lantern, the hand-painted brakeman figure moves smoothly back and forth on the platform
- Powerful maintenance-free motor
- Interior illumination
- Metal frame, ladders, toolboxes and smokestack
- Die-cast metal trucks and operating couplers
- Individually boxed
- Minimum Curve: 0-31
- length: Approx. 37 1/4”



(6-21894) CSX Husky Stack® 2-Pack \$169.99 (see page 140)



NEW!

CSX SD-40-2 Husky Stack® Set

Long lines of intermodal well cars, double-stacked with an assortment of distinctive containers, are a common and striking sight on the modern rail lines. With over 22,000 miles of track connecting 23 states and two Canadian provinces, CSX operates one of the largest intermodal networks in the United States. Lionel embraces the intermodal age of railroad transportation with a consist of four All-Purpose Husky Stack cars pulled by a powerful CSX SD-40-2 diesel locomotive. This locomotive comes equipped with the Lionel LEGACY Control System. Each scale-sized, highly-detailed Husky Stack car carries a load of two realistic intermodal containers.

SET INCLUDES:

- SD-40-2 diesel locomotive, four Husky Stack well cars, eight intermodal containers

LOCOMOTIVE FEATURES:

- **Lionel LEGACY Control System** equipped—able to run in Command Control Mode or in Conventional Transformer Control Mode
- **RailSounds 5.0** sound system with intelligible CrewTalk dialogue, more TowerCom announcements, and eight diesel PRM levels
- **Odyssey System** for speed control with ON/OFF switch
- Directional lighting, including LED headlights

- Operating marker lights
- Front and rear operating couplers
- Dual powerful maintenance-free motors with momentum flywheels
- Magne-Traction track gripping system
- Traction tires
- Fan-driven smoke unit
- Die-cast metal trucks, fuel tank, and pilots
- Metal frame
- Front and rear **ElectroCouplers**
- Separately applied metal details
- Illuminated number boards
- Illuminated cab interior
- Engineer and fireman figures

ROLLING STOCK FEATURES:

- Die-cast metal sprung trucks
- Hidden uncoupling tabs and rotating bearing caps on trucks
- Die-cast metal Husky Stack body
- Each car includes a load of two intermodal containers featuring opening doors
- Unique road number on each well car and container

Minimum Curve: 0-36
Length: Approx. 82 1/2"

NEW!



(6-31760) CSX SD-40-2 Husky Stack® Set \$769.99






New York City Transit Authority R27 Subway Cars

Lionel is proud to offer the New York City Transit Authority R27 Subway Cars. Coupled in semi-permanent married pairs, these cars entered service in 1960 and often traveled to Manhattan through the tunnel, as indicated by the QT designation on the sign board. The R27 cars were initially dressed in a kale green baked enamel finish, and they served New York City until the early 1990s.

Featuring the Legacy System—the next generation in TrainMaster Command Control—the R27 has opening doors and authentic subway sounds. Listen for the operator announcing the subway stop near the former Lionel office in Manhattan. The cars also feature prototypical markings and signage for service in the early 1960s. An additional 2-Pack is available to create a longer train.

FEATURES:

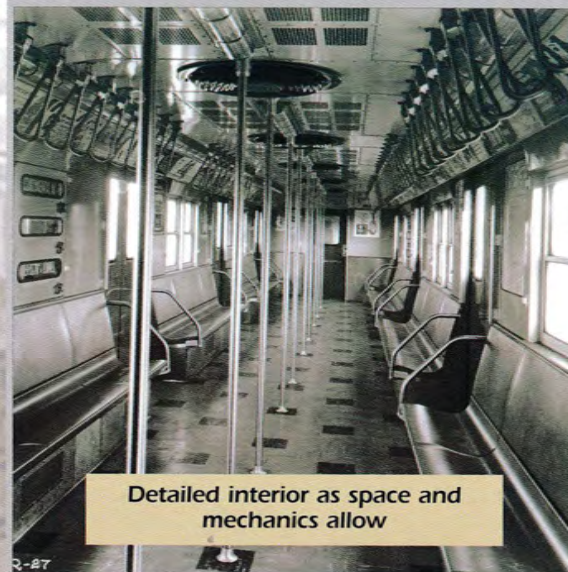
- Two pairs, one powered unit
- **Lionel LEGACY Control System** equipped—able to run in Command Control Mode or in Conventional Transformer Control Mode
- **RailSounds 5.0** sound system with CrewTalk dialog, TowerCom announcements, and many more effects digitally recorded from an actual subway
- **LEGACY Speed Control** with ON/OFF switch
- Infrared wireless system connects each car
- Close coupling system allows near-prototypical distance between the cars
- Passenger car doors open by remote control
- Authentically detailed interiors with passenger figures
- Interior lighting in all cars
- Directional lighting including prototypical marker lights
- Lighted sign boards
- Dual powerful maintenance-free motors with momentum flywheels
- All new die-cast metal trucks
- Minimum Curve: 0-36
- Length: 4-Car Set: Approx. 60"
Single car: Approx. 15"



**New York City Transit Authority
R27 Subway Car 2-Pack**


FEATURES:

- Two non-powered units
- **Lionel LEGACY Control System** equipped—able to run in Command Control Mode or in Conventional Transformer Control Mode
- Infrared wireless system connects each car
- Close coupling system allows near-prototypical distance between the cars
- Automatically opening passenger car doors with operating indicator lights
- Authentically detailed interiors with new passenger and train crew figures
- Interior lighting in all cars
- Directional lighting including prototypical marker lights
- Lighted sign boards
- All new die-cast metal sprung trucks
- Minimum Curve: 0-72
- Length: 2-Car Set: Approx. 30"
Single car: Approx. 15"



Detailed interior as space and mechanics allow

(6-18378) New York City Transit Authority R27 Subway 2-Pack \$359.99



(6-31751) New York City Transit Authority R27 Subway Set \$699.99



No. 246E O Gauge Passenger Set

Originally catalogued in 1933, the distinctive 246E outfit represents the second Prewar Celebration Series set proudly offered by Lionel. Led by a copper and brass trimmed 262E locomotive, this set features three classic passenger cars - #600, #601, and #602-decorated in gray, red, and ivory. These handsome baggage, observation, and Pullman cars feature copper journals and brass details.

SET FEATURES:

- #262E locomotive and 262T tender, a #600 Pullman car, a #601 observation car, and a #602 baggage car

LOCOMOTIVE FEATURES:

- Transformer controlled forward, neutral, and reverse operation
- TrainSounds sound system with chuffing, crew announcements, brake squeal, steam whistle, and bell
- Powerful AC motor
- Operating headlight
- Metal locomotive body, frame, and trucks
- Metal tender body and trucks

TrainSounds™

PASSENGER CAR FEATURES:

- Die-cast metal trucks with operating hatch couplers
- Metal frames and bodies
- Illuminated interiors in the Pullman and observation cars
- Opening doors on baggage car

- Individually boxed
- Prewar Celebration Series packaging
- Minimum Curve: 0-27
- Length: Approx. 41"

(6-51010) \$629.99

Concept model shown

LIONEL ELECTRIC TRAINS
ESTABLISHED BY THE WORLD SINCE 1900
PREWAR CELEBRATION SERIES

NEW!



#2269W B&O Diesel Freight Set

Led by a Pullmor powered F3 A-unit and a non-powered F3 B-unit diesel, the celebrated two-locomotive Baltimore and Ohio set is back after 50 years. The powered locomotive is now updated with TrainMaster Command Control, and the B-unit features the RailSounds sound system. This set features a long string of Postwar favorites.

SET INCLUDES:

- #2368P F3 powered A-unit, #2368C F3 non-powered B-unit, #3356 horse car and corral, #6518 double-truck flatcar with transformer, #6315 single-dome tank car, #3361 log dump car, #6517 bay window caboose

LOCOMOTIVE FEATURES:

- **TrainMaster Command Control** equipped—able to run in Command Control Mode or in Conventional Transformer Control Mode
- Directional lighting including operating headlights
- **Front ElectroCoupler**
- Dual powerful **Pullmor** motors
- **Magne-Traction** track gripping system
- Traction tires
- Die-cast metal trucks, pilots, and fuel tank
- Die-cast metal frame
- Illuminated cab interior
- Engineer and fireman figures

ROLLING STOCK FEATURES:

- Die-cast metal trucks and operating couplers
- #3356 horse car includes corral for loading and unloading horses
- #6518 double-truck flatcar includes transformer
- #3361 log dump car includes tray and logs
- Individually boxed
- Postwar Celebration Series plaque and packaging
- Minimum Curve: 0-31
- Length: 82 1/4"

NON-POWERED FEATURES:

- **TrainMaster Command Control** equipped
- **RailSounds 5.0** sound system with CrewTalk communication and TowerCom announcements
- Rear **ElectroCoupler**
- Die-cast metal frame
- Directional lighting including operating back-up light
- Postwar Celebration Series plaque and packaging
- Minimum Curve: 0-31
- Length: 13"



RailSounds
5.0



(6-31752) #2269W B&O Diesel Freight Set \$739.99

Operating log dump car




Operating horse car and corral



(6-31753) #2551W Great Northern Diesel Freight \$739.99





#2551W Great Northern Diesel Freight

Released in 1960, the #2551W remains one of the most sought after outfits for Lionel Postwar-era collectors. Like the original, a “powerhouse” Great Northern EP-5 rectifier diesel leads a six-car consist of accurately decorated reissues. Three freight car favorites—#6736 D&M Quad Hopper, #3512 Fireman and Ladder Car, and #6812 Track Maintenance Car—are available for the first time.

The EP-5 locomotive is updated with TrainMaster Command Control and the RailSounds 5.0 sound system.

SET INCLUDES:

- #2358 Great Northern EP-5, #6827 Harnischfeger power shovel car, #6828 Harnischfeger construction crane car, #6736 Detroit & Mackinac quad hopper, #6812 track maintenance car, #3512 fireman and ladder car, #6427 Lionel Lines porthole caboose

LOCOMOTIVE FEATURES:

- **TrainMaster Command Control** equipped—able to run in Command Control Mode or in Conventional Transformer Control Mode
- **RailSounds sound system** with CrewTalk communication and TowerCom announcements
- Directional lighting, including two operating headlights
- Front and rear **ElectroCouplers**
- Dual powerful Pullmor motors
- **Magne-Traction** track gripping system
- Traction tires
- Die-cast metal trucks
- Stamped metal frame
- Illuminated and detailed cab interior
- Lighted number boards
- Engineer and brakeman figures


ROLLING STOCK FEATURES:


- Die-cast metal trucks and operating couplers
- #6827 Harnischfeger power shovel car includes removable power shovel with manually operating boom and shovel
- #6828 Harnischfeger construction crane car includes removable crane with manually operating boom and winch
- #6736 quad hopper includes die-cast metal sprung trucks and removable coal load
- #6812 track maintenance car includes die-cast metal trucks and two figures
- #3512 fireman and ladder car includes die-cast metal trucks, two metal ladders, three vertical nozzles, and oscillating fireman
- #6427 Lionel Lines porthole caboose features metal frame and interior lighting





(6-31740) #2519W Virginian Diesel Freight \$729.99





#2519W Virginian Diesel Freight

Released in 1958, outfit #2519W would prove the last Lionel Train Master diesel freight set of the Postwar era. Led by a Pullmor powered Train Master diesel, the impressive Virginian set is back after almost 50 years. The powerful #2331 Train Master now comes updated with the TMCC and the RailSounds sound system. Among the collection of Postwar favorites that make up this set is a first time reissue of the classic #6557 smoking caboose.

SET INCLUDES:

- #2331 Virginian Train Master diesel locomotive, #6801 flatcar with boat, #6414 Evans auto loader, #6464-275 State of Maine boxcar, #6434 poultry dispatch car, #3530 EMD generator car, #6557 Lionel Lines smoking caboose

LOCOMOTIVE FEATURES:

- **TrainMaster Command Control** equipped—able to run in Command Control Mode or in Conventional Transformer Control Mode
- **RailSounds** sound system with **CrewTalk** communication and **TowerCom** announcements
- Directional lighting, including two operating headlights
- Front and rear **ElectroCouplers**
- Dual powerful **Pullmor** motors
- **Magne-Traction** track gripping system
- Traction tires
- Die-cast metal trucks, pilots, and fuel tank
- Metal frame
- Illuminated cab interior
- Engineer and fireman figures

ROLLING STOCK FEATURES:

- Die-cast metal trucks and operating couplers
- #6801 Flatcar includes sprung trucks and removable boat
- #6414 Evans auto loader includes sprung trucks, metal superstructure, and four removable automobiles
- #6464-275 State of Maine boxcar includes sprung trucks and opening doors
- #6434 Poultry dispatch car includes interior illumination
- #3530 EMD generator car includes internal rotating fan, opening doors, metal frame, detachable telephone pole, and searchlight
- #6557 Lionel Lines caboose includes metal frame, smokestack, and operating smoke unit
- Individually boxed
- Postwar Celebration Series plaque and packaging
- Minimum Curve: 0-31
- Length: 78"





#2545WS "N&W" Space-Freight

"Behind the bullet-nosed locomotive, a Magne-Traction masterpiece, comes a train complete with Rocket Age power and styling. The helicopter takes off at your remote control command. Fire the missile at the exploding target car and see the antenna rotate on the radar-scanning scope car. As up-to-date-as tomorrow's headlines!"

First released in 1959, the classic space-freight set is now updated with TrainMaster Command Control and the RailSounds 5.0 sound system.

SET INCLUDES:

- #746 steam locomotive and tender, #6175 flat car, #6470 exploding target car, #3419 operating helicopter launch car, #6650 missile launching car, #3540 radar car, #6517 bay window caboose

LOCOMOTIVE FEATURES:

- Based on original tooling
- **TrainMaster Command Control** equipped—able to run in Command Control Mode or in Conventional Transformer Control Mode
- Powerful **Pullmor** motor
- **Wireless Tether** connection between locomotive and tender
- Operating headlight

- Die-cast metal locomotive body, frame, and trucks
- **ElectroCoupler** on rear of tender
- **Magne-Traction** track gripping system
- Synchronized fan-driven smoke unit
- Separately applied metal details
- Glowing firebox in cab
- Engineer and fireman figures
- Die-cast metal tender body and six-wheel trucks

RAILSOUNDS 5.0 SOUND SYSTEM WITH CUSTOM RECORDED EFFECTS, INCLUDING:

- Multi-part **CrewTalk** dialog and **TowerCom** announcements to create realistic operating scenarios—from pulling out of the yard to initiating an emergency stop, in both conventional and Command Control environments
- Realistic operator-controlled effects, including the water injector, activated by the CAB-1 Remote Controller
- **DynaChuff** synchronized chuffing that shifts through 15 levels of intensity as the locomotive gains speed
- Simulate the locomotive running light or battling against a heavy load by manually adjusting the DynaChuff intensity with CAB-1 commands
- **MultiWhistle** effect simulates blows at different steam pressures, long and short attacks, and even extra quilling with each press of the whistle button


- Independently adjustable volume control—use the CAB-1 Remote Controller to lower the level of background effects such as chuffing, while keeping operator-controlled effects such as the whistle at full volume

ROLLING STOCK FEATURES:

- Die-cast metal trucks and operating couplers
- #6175 flat car includes rocket
- #3419 helicopter car includes launching helicopter
- #6650 missile car includes launching missile
- #3540 radar car features rotating antenna and illuminated radar screen
- #6517 bay window caboose features interior lighting
- Individually boxed
- Postwar Celebration Series plaque and packaging
- Minimum Curve: 0-31
- Length: 86 1/2"



(6-31754) #2545WS "N&W" Space-Freight \$1159.99



Tender has six-wheel trucks



#175 Rocket Launcher available separately. See page 187.



Air Whistle Tender

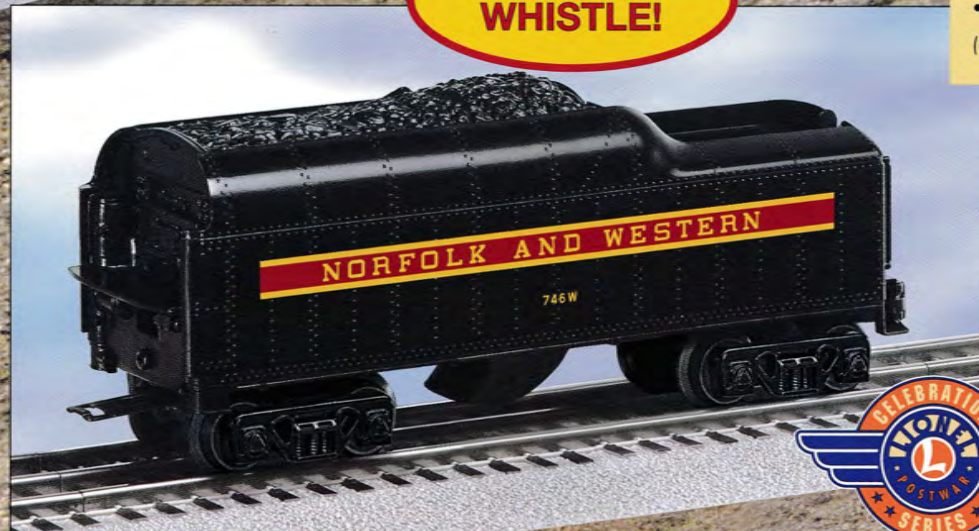
Add a J Class locomotive tender with an authentic air whistle.

FEATURES:

- Die-cast metal trucks and operating coupler
- Authentic air whistle
- Postwar Celebration Series plaque and packaging
- Minimum Curve: 0-27
- Length: 9 1/4"

(6-29850) \$69.99

REALISTIC WHISTLE!





NEW!

Texas Special Set

Advertised as “The Glamour Train of the Southwest,” this streamlined consist, dressed in red and silver, became an American icon of the 1950s. The Texas Special ran from St. Louis to San Antonio, jointly operated by the Katy and the Frisco Railroads.

New for 2007, this train set features four 21” aluminum passenger cars, a powered E7 diesel locomotive, and a non-powered E7 diesel locomotive.

SET FEATURES:

- Powered E7 diesel locomotive, non-powered E7 diesel locomotive, combination car, coach, sleeper, observation car


LOCOMOTIVE FEATURES:

- **Lionel LEGACY Control System** equipped—able to run in Command Control Mode or in Conventional Transformer Control Mode
- **LEGACY Speed Control** with ON/OFF switch
- **RailSounds 5.0** sound system with intelligible CrewTalk dialog and TowerCom announcements
- Directional lighting, including LED headlights
- **ElectroCouplers** on the front of each A-unit
- Dual powerful maintenance-free motors with momentum flywheels
- Traction tires
- Fan-driven smoke unit in both the powered and non-powered A-units
- Die-cast metal trucks, pilots, and fuel tanks
- Metal frames
- Separately applied metal details
- Separately applied metal handrails and screens
- Pivoting diaphragms on rear
- Opening doors
- Accurate builder’s plates
- Lighted number boards
- Illuminated cab interior
- Engineer and fireman figures

21” PASSENGER CAR FEATURES:

- Combination car, coach, sleeper, observation car
- Die-cast metal sprung trucks with rotating bearing caps and operating couplers with hidden uncoupling tab
- Diaphragms between cars
- Extruded aluminum bodies with flush fitting windows
- Metal frames
- Authentically detailed and painted interiors
- Passenger figures
- Interior lighting with ON/OFF control
- Individually boxed
- Minimum Curve: 0-54

(6-31755) Texas Special Set \$1279.99



See page 164 for the StationSounds diner.



See page 164 for the add-on 2-pack.

TRADITIONAL STEAM LOCOMOTIVES

Traditional Steam Locomotives

- ✓ Operating whistles, headlights, and couplers
- ✓ Realistic smoke
- ✓ Minimum Curve: 0-27
- ✓ Affordable additions to Lionel train sets
- ✓ Perfectly matched to **Lionel Traditional Rolling Stock**

(6-38600) Union Pacific \$109.99

NEW!



0-6-0 Dockside Switchers

Built of tough die-cast metal, these mighty switchers offer plenty of action in an affordable package.

FEATURES:

- Transformer controlled forward, neutral, and reverse operation
- Electronic steam whistle
- Directional lighting with operating headlight and back-up light
- Die-cast metal locomotive body and frame
- Powerful maintenance-free motor with momentum flywheel
- Front and rear operating couplers
- Traction tires
- Puffing smoke unit
- Engineer and fireman figures
- Minimum Curve: 0-27
- Length: 8 1/2"



NEW!

See page 111

(6-28674) Chesapeake & Ohio \$109.99



(6-28676) U.S. Steel \$109.99



(6-28675) Southern Pacific \$109.99



See page 112



See page 111



NEW!

(6-38601) Lionel Lines \$109.99



NEW!



See page 110

NEW!



(6-38605) Pennsylvania 0-4-0 \$169.99

NEW!



(6-38606) Southern Pacific 0-4-0 \$169.99

0-4-0 Steam Locomotives

These die-cast metal switchers are ready for action on any layout. Push or pull rolling stock with dual operating couplers. Each locomotive also includes an all-new realistic steam whistle.

FEATURES:

- Transformer controlled forward, neutral, and reverse operation
- Electronic steam whistle
- Powerful, maintenance-free motor
- Die-cast metal locomotive body and frame
- Traction tires
- Puffing smoke unit
- Die-cast metal tender trucks
- Die-cast metal tender frame
- Directional lighting, including operating headlight and back-up light
- Front and rear operating couplers
- Minimum Curve: 0-27
- Length: 15"



(6-28678) Rio Grande 0-4-0 \$169.99

Caboosees-see page 111



Southern 2-8-4 Berkshire

Hailed as "Superpower" by the railroading world, Berkshires once hauled the fast freight and fastest Limiteds along the high iron. Built of tough die-cast metal, this locomotive and tender can negotiate the tight curves of virtually any O gauge layout. The Berkshire offers the added realism of the RailSounds sound system.

FEATURES:

- Operating whistles, headlights and couplers
- Realistic smoke
- Perfect additions to Lionel train sets
- Perfectly matched to Lionel Traditional Rolling Stock
- Transformer controlled forward, neutral and reverse operation
- **RailSounds sound system** with steam sounds, synchronized chuffing, crew

announcement, brake squeal, steam whistle and bell

- Operating headlight
- Operating coupler on rear of tender
- Powerful maintenance-free motor with momentum flywheel
- Traction tires
- Puffing smoke unit
- Die-cast metal locomotive body, frame and trucks
- Die-cast metal tender body and trucks with a metal frame
- Engineer and fireman figures
- Minimum Curve: 0-27
- Length: 19"

Nickel Plate Road 2-8-4 Berkshire with TMCC

Take your ready-to-run train set or conventionally controlled layout to the next level with this affordable TMCC-equipped Berkshire locomotive. With a TMCC Command Base and CAB-1 Remote Controller (sold separately), all it takes is a one-wire connection to get started with the TrainMaster Command Control system. Fire the rear coupler, trigger announcements, and even blow the whistle with the freedom of walk-a-round remote control.

FEATURES:

- **TrainMaster Command Control** equipped—able to run in Command Control Mode or in Conventional Control Mode
- **RailSounds** sound system with CrewTalk

communication, TowerCom announcements and **DynaChuff** synchronized chuffing

- Operating headlight
- **ElectroCoupler** on rear of tender
- Powerful maintenance-free motor with momentum flywheel
- Traction tires
- Puffing smoke unit
- Die-cast metal locomotive body, frame and trucks
- Die-cast metal tender body and trucks with a metal frame
- Engineer and fireman figures
- Minimum Curve: 0-27
- Length: 19"

RailSounds™

RailSounds™



NEW!

2-8-2 Mikado Steam Locomotives with TMCC

Take your ready-to-run train set or conventionally controlled layout to the next stage with these reasonably priced TMCC-equipped Mikado locomotives. With a TMCC Command Base and CAB-1 Remote Controller (sold separately), a simple one-wire connection will get you started with the TrainMaster Command Control system. Fire the rear coupler, trigger announcements, and even blow the whistle with the freedom of walk-around remote control.

FEATURES:

- **TrainMaster Command Control** equipped—able to run in Command Control Mode or in Conventional Control Mode
- **RailSounds** sound system with CrewTalk communication, TowerCom announcements and DynaChuff synchronized chuffing
- Operating headlight
- **ElectroCoupler** on rear of tender
- Powerful maintenance-free motor with momentum flywheel
- Traction tires
- Puffing smoke unit
- Die-cast metal locomotive body, frame and trucks
- Die-cast metal tender body and trucks with a metal frame
- Engineer and fireman figures
- Minimum Curve: 0-27
- Length: 19"

(6-11100) Pennsylvania Mikado with TMCC \$369.99



See page 110

NEW!


(6-38609) New York Central Mikado with TMCC \$369.99



See page 112

RailSounds™ TRAINmaster
C.O.M.M.A.N.D.

(6-38608) Lionel Lines Mikado \$259.99




NEW!



See page 151

(6-28683) Baltimore & Ohio Mikado \$259.99



See page 156.

(6-28684) Union Pacific Mikado \$259.99



See page 156.

2-8-2 Mikado Steam Locomotives

First used on the Nippon Railway in Japan in 1897, the 2-8-2 class steam locomotive was nicknamed Mikado, meaning "emperor" in Japanese. Gaining popularity in the United States before WWI, numerous 2-8-2 locomotives thundered across American high iron. These powerful Mikado steam locomotives are ready for duty on your railroad, with the added fun of the RailSounds sound system. Operate these locomotives with any standard transformer.

FEATURES:

- Transformer controlled forward, neutral, and reverse operation
- Conventional RailSounds sound system with synchronized chuffing, crew announcement, brake squeal, steam whistle, and bell
- Powerful maintenance-free motor with momentum flywheel
- Operating headlight
- Die-cast metal locomotive body, frame, and trucks
- Operating coupler on rear of tender
- Traction tires
- Puffing smoke unit
- Engineer and fireman figures
- Die-cast metal tender body and trucks
- Minimum Curve: 0-27
- Length: 19"



LionMaster Southern Pacific AC-12 Cab Forward

The popular Lionel AC-12 Cab Forward joins the LionMaster roster! Along with TMCC and the Odyssey System for speed control, this new Lionel model features the unsurpassed RailSounds 5.0 sound system, including the unique air horn. The Cab Forward is designed for maximum performance on curves as tight as O-31.

FEATURES:

- **TrainMaster Command Control** equipped—able to run in Command Control Mode or in Conventional Transformer Control Mode
- **RailSounds 5.0** sound system with CrewTalk communication, TowerCom announcement, and DynaChuff synchronized chuffing
- **Odyssey System** for speed control
- **FatBoy** speaker for the ultimate in sound reproduction
- **Wireless Tether** connection between locomotive and tender
- Directional lighting, including operating headlight, classification lights, and operating back-up light on tender
- **ElectroCoupler** on rear of tender
- Dual powerful maintenance-free motors with momentum flywheels
- Traction tires
- Puffing, fan-driven smoke unit
- Die-cast metal locomotive body, pilot, and trucks
- Die-cast metal tender body and trucks
- Separately applied metal details
- Accurate, separately-applied builder's plates
- Authentically detailed cab interior
- Glass in cab windows
- Engineer and fireman figures
- Minimum Curve: O-31
- Length: Approx. 27"

RailSounds[®]
5.0

LIONMASTER

Concept model shown



Southern Pacific TrainSounds Caboose

FEATURES:

- TrainSounds sound system with multi-part crew dialog, enhanced sound quality, and improved low voltage operation
- Operates in the TMCC and conventional environments
- Volume control and ON/OFF switch
- Lighted interior
- Die-cast metal trucks and operating couplers
- Metal frame
- Length: 10 1/4"

TrainSounds™



Directional lighting, including tender back-up light



(6-29835) Southern Pacific TrainSounds Caboose \$159.99

**RUNS ON
O-31 TRACK!**

Concept model shown

(6-11107) LionMaster Cab Forward \$849.99



STANDARD O STEAM LOCOMOTIVES

Southern 0-8-0 Steam Locomotive

The USRA 0-8-0 performed switching duties and hauled short branch line trains on rails in every part of the country. With an 0-31 minimum curve, the Lionel 0-8-0 provides an affordable way to bring a scale-sized, super-detailed, steam locomotive to virtually any O gauge layout.

FEATURES:

- Transformer controlled forward, neutral, and reverse operation
- TrainSounds sound system
- Powerful maintenance-free motor with momentum flywheel
- Lighting including operating headlight and back-up light on rear of tender
- Die-cast metal locomotive body, frame, trucks, and pilot
- Front and rear operating couplers
- Traction tires
- Puffing fan-driven smoke unit

- Opening roof hatches
- Realistic, separately applied coal load
- Separately applied metal details
- Accurate separately applied builder's plates
- Illuminated cab interior, including painted valve handles
- Glowing firebox in cab
- Cab window glass
- Engineer and fireman figures
- Die-cast metal tender body and trucks
- Minimum Curve: 0-31
- Length: 18 1/4"

TrainSounds™

(6-11119) Southern 0-8-0 Steam Locomotive \$419.99



AT&SF E6 4-4-2 Atlantic Steam Locomotive

Classic steam passenger service sprints down the mainline! This graceful 4-4-2 steam locomotive once pulled signature varnish at speeds of over 100 miles per hour.

Dressed in the Santa Fe livery, the Lionel E6 Atlantic is equipped with the LEGACY Control System and RailSounds 5.0 sound system. Heavyweight passenger cars are available separately.

FEATURES:

- Synchronized smoke unit with adjustable smoke output
- **Lionel LEGACY Control System** equipped—able to run in Command Control Mode or in Conventional Transformer Control Mode
- **LEGACY Speed Control** with ON/OFF switch
- **RailSounds 5.0** sound system with custom recorded effects including:
 - Multi-part CrewTalk dialog and TowerCom announcements to create realistic operating scenarios from pulling out of the yard to initiating an emergency stop
 - Realistic operator-controlled effects, including the water injector
 - Prototypical four chuffs per revolution
 - DynaChuff synchronized chuffing that shifts through 15 levels of intensity as the locomotive gains speed
 - Simulate the locomotive running light or battling against a heavy load by manually adjusting the DynaChuff intensity

- Realistic, separately applied coal load
- MultiWhistle effect simulates blows at different steam pressures, long and short attacks, and even extra quilling with each press of the whistle button
- Independently adjustable volume control—use the Remote Controller to lower the level of background effects such as chuffing while keeping operator-controlled effects such as the whistle at full volume
- Many operator-controlled effects, including CrewTalk dialog and TowerCom announcements are accessible using only a conventional transformer
- FatBoy speaker for the ultimate in sound reproduction
- Powerful, maintenance-free motor with momentum flywheel
- **Wireless Tether** connection between locomotive and tender
- Operating headlight and classification lights
- Die-cast metal locomotive body, frame and trucks
- **ElectroCoupler** on rear of tender
- Traction tires
- Glowing firebox in cab
- Cab window glass
- Engineer and fireman figures
- Die-cast metal tender body and trucks
- Opening tender water hatch reveals easy-to-access RailSounds controls
- Minimum Curve: 0-31
- Length: 18"



(6-11117) AT&SF E6 4-4-2 Atlantic Steam Locomotive \$599.99



NEW!



Detailed boiler front and backhead with glowing firebox



Separately applied coal load



Opening roof hatches

**NEW
SEPARATELY
APPLIED
COAL!**



See page 158



Chesapeake & Ohio F-19 4-6-2 Pacific

In the 1930s, the Chesapeake & Ohio developed the Class F-19 4-6-2 steam locomotive to pull its elegant heavyweight passenger trains, including The George Washington and The Sportsman. Locomotive #490 joins #494 on the Lionel roster. With the cameo of the first president of the United States—and honorary president of the St. James River Canal Company, a C&O predecessor—on the feedwater heater, #494 is fitted with a sign board on the tender, emblazoned with “The George Washington.” Sister locomotive, #490, is decorated with a colonial eagle on its feedwater heater.


Heavyweight passenger cars for The George Washington are available separately.

Advertised as “The Most Wonderful Train in the World,” this was the world’s first air-conditioned train. Operating over the 599 miles between Washington, D.C. and Cincinnati, Ohio, it set a new standard for excellence.

FEATURES:

- Separately applied details include whistle cord
- Realistic separately applied coal load
- Synchronized smoke unit with adjustable smoke output
- **TrainMaster Command Control** equipped—able to run in Command Control Mode or in Conventional Transformer Control Mode
- **Odyssey System** for speed control with ON/OFF switch
- **RailSounds 5.0** sound system with custom recorded effects including:
- Multi-part **CrewTalk** dialog and **TowerCom** announcements to create realistic operating scenarios – from pulling out of the yard to initiating an emergency stop
- Realistic operator-controlled effects, including the water injector, activated by the CAB-1 Remote Controller
- Prototypical four chuffs per revolution
- **DynaChuff** synchronized chuffing that shifts through 15 levels of intensity as the locomotive gains speed
- Simulate the locomotive running light or battling against a heavy load by manually adjusting the DynaChuff intensity with CAB-1 commands
- **MultiWhistle** effect simulates blows at different steam pressures, long and short attacks, and even extra quilling with each press of the whistle button
- Independently adjustable volume control—use the CAB-1 Remote Controller to lower the level of background effects such as chuffing while keeping operator-controlled effects such as the whistle at full volume
- Many operator-controlled effects including CrewTalk dialog and TowerCom announcements are accessible using only a conventional transformer
- **FatBoy speaker** for the ultimate in sound reproduction
- High-torque Pittman® motor with momentum flywheel
- **Wireless Tether** connection between locomotive and tender
- Operating headlight and classification lights
- Die-cast metal locomotive body, frame, and trucks
- Scale front coupler with interchangeable O gauge coupler for double-heading
- **ElectroCoupler** on rear of tender
- Traction tires
- Separately applied metal details
- Accurate separately applied builder’s plates
- Opening cab roof hatches
- Illuminated cab interior with painted valve handles
- Variable ashpan glow
- Flickering firebox in cab
- Cab window glass
- Engineer and fireman figures
- Die-cast metal tender body and trucks
- Opening tender water hatch reveals easy-to-access RailSounds controls
- Directional back-up light on tender
- Minimum Curve: 0-54
- Length: Approx. 23 1/2”

NEW!



The George Washington tail sign

See page 158 for The George Washington heavyweight passenger cars.



(6-11128) Chesapeake & Ohio F-19 4-6-2 Pacific #490 \$1,159.99



(6-11108) Chesapeake & Ohio F-19 4-6-2 Pacific #494 The George Washington \$1,159.99





Southern Pacific GS-4 Steam Locomotive

Introduced in 1937, the Southern Pacific's Daylight route became one of the most heavily traveled in the country. Cars and locomotives received a brilliant livery of orange, red and silver. Constructed in 1941, the GS-4 class joined the roster for duty with these famous consists.

New for 2007, the GS-4 features an all-weather cab and a prototypical boiler front and the Lionel LEGACY Control System. Matching heavyweight passenger cars are available separately.



Opening cab hatches



Opening tender water hatches reveal RailSounds controls



The GS-2 features a distinctive 220-R oil tender



(6-11127) Southern Pacific GS-4 \$1199.99



RailSounds
5.0

(6-25508) Southern Pacific Daylight Heavyweight StationSounds Diner \$294.99

**NEW!**

(6-25507) Southern Pacific Daylight Heavyweight 2-Pack \$264.99

**NEW!**

(6-25506) Southern Pacific Daylight Heavyweight 4-Pack \$494.99

**NEW!**

Passenger cars, see page 162

**NEW!****FEATURES:**

- Synchronized smoke unit with adjustable smoke output
- **Lionel LEGACY Control System** equipped—able to run in Command Control Mode or in Conventional Transformer Control Mode
- **LEGACY Speed Control** with ON/OFF switch
- **RailSounds 5.0** sound system with custom recorded effects including:
 - Multi-part **CrewTalk dialog** and **TowerCom** announcements to create realistic operating scenarios from pulling out of the yard to initiating an emergency stop
 - Realistic operator-controlled effects, including the water injector
 - Prototypical four chuffs per revolution
 - DynaChuff synchronized chuffing that shifts through 15 levels of intensity as the locomotive gains speed
 - Simulate the locomotive running light or battling against a heavy load by manually adjusting the DynaChuff intensity
 - MultiWhistle effect simulates blows at different steam pressures, long and short attacks, and even extra quilling with each press of the whistle button
- Independently adjustable volume control—use the Remote Controller to lower the level of background effects such as chuffing while keeping operator-controlled effects such as the whistle at full volume
- Many operator-controlled effects including CrewTalk dialog and TowerCom announcements are accessible using only a conventional transformer
- **FatBoy speaker** for the ultimate in sound reproduction
- **High-torque Pittman®** motor with momentum flywheel
- **Wireless Tether** connection between locomotive and tender
- Operating headlight and classification lights
- Die-cast metal locomotive body, frame and trucks
- Scale front coupler with interchangeable O gauge coupler for double-heading
- **ElectroCoupler** on rear of tender
- Traction tires
- Separately applied metal details
- Accurate separately applied builder's plates
- Opening cab roof hatches
- Illuminated cab interior with painted valve handles
- Cab window glass
- Engineer and fireman figures
- Die-cast metal tender body and trucks
- Opening tender water hatches reveal easy-to-access RailSounds controls
- Directional back-up light on tender
- Minimum Curve: 0-54
- Length: 28"



Joshua Lionel Cowen Series Chesapeake & Ohio 2-6-6-6 Allegheny

In the 1940s, the Chesapeake & Ohio Railway turned to the Lima Locomotive Works to produce a new powerhouse that would replace their aging H-7 class 2-8-8-2 coal haulers. Named in honor of the mountain range where it worked, this new locomotive took Lima's Superpower steam concept to a whole new level. Dubbed the Allegheny, it produced 7,500 horsepower at 40 m.p.h. and 110,200 lbs. of tractive force. The C&O designated the new steamers as class H-8, taking delivery of the first unit in 1941. The massive 2-6-6-6's could haul 10,000 ton trains from the coal fields of West Virginia to eastern ports. Despite their impressive performance, the switch to diesel power found the massive locomotives being retired as early as 1952. Although its career was brief, the sheer size and power of the Allegheny ensures its place on the roster of the greatest steam locomotives of all time.

This top-of-the-line O gauge locomotive accurately portrays C&O #1650, one of the last group built in 1948. Virtually every detail part and piece of piping is separately applied. Prototypical distinctions include cab window configurations, ladder arrangement, and unique overfire jets.

Some of the latest Lionel innovations are found in this TMCC-equipped articulated steamer, including the unsurpassed RailSounds 5.0 sound system. Listen to the ultra-realistic four chuffs per driver revolution as the locomotive battles down the mainline. As speed increases, the cadence of the chuff rate changes, just like the real thing.

FEATURES:


- **TrainMaster Command Control** equipped—able to run in Command Control Mode or in Conventional Transformer Control Mode
- **Odyssey System** for speed control with ON/OFF switch
- **RailSounds 5.0** sound system with custom recorded effects, including:
 - Multi-part **CrewTalk** dialog and **TowerCom** announcements to create realistic operating scenarios, from pulling out of the yard to initiating an emergency stop, in both conventional and command control environments

- Realistic operator-controlled effects, including the water injector, activated by the CAB-1 Remote Controller
- **Prototypical four chuffs per revolution**
- **DynaChuff** synchronized chuffing that shifts through 15 levels of intensity as the locomotive gains speed
- Simulate the locomotive running light or battling against a heavy load by manually adjusting the DynaChuff intensity with CAB-1 commands
- **MultiWhistle** effect simulates blows at different steam pressures, long and short attacks, and even extra quilling with each press of the whistle button
- Independently adjustable volume control—use the CAB-1 Remote Controller to lower the level of background effects such as chuffing, while keeping operator-controlled effects such as the whistle at full volume
- Dual **FatBoy** speakers for the ultimate in sound reproduction
- High-torque **Pittman**® motor with momentum flywheel
- **Wireless Tether** connection between locomotive and tender
- Directional lighting, including operating headlight and back-up light
- Illuminated classification and marker lights
- Illuminated number boards
- Die-cast metal locomotive body, frame, and trucks
- Scale front coupler with interchangeable O gauge coupler for double-heading
- **ElectroCoupler** on rear of tender
- Traction tires
- Synchronized fan-driven smoke unit
- Separately applied metal details
- Accurate separately applied builder's plates
- Opening cab roof hatch
- Illuminated cab interior with painted gauges, valves, and walls

- **Variable ashpan glow**
- **Flickering firebox** in cab
- Cab window glass
- Engineer and fireman figures
- Die-cast metal tender body and trucks
- Individually opening tender water hatches reveal easy-to-access RailSounds controls
- Minimum Curve: 0-72
- Length: 32"



RailSounds
5.0



**4 CHUFFS
PER
REVOLUTION!**

JOSHUA LIONEL COWEN SERIES ALLEGHENY


(6-38081) Chesapeake & Ohio 2-6-6-6 Allegheny \$1699.99



Painted and detailed cab interior



Tender includes separately applied coal and directional lighting



Separately applied overfire jets



Accurate builder's plates




Denver & Rio Grande Western Handcar

Two diligent workers grip the levers of this handcar and move it to a work site that's further down the tracks. Add this car to your layout for motion-packed fun!

FEATURES:

- Powerful maintenance-free motor
- Traction tires
- Minimum Curve: 0-27
- Length: 4"



NEW!

(6-28420) Denver & Rio Grande Western Handcar \$69.99



NEW!

(6-28419) Lionel Lines Speeder \$69.99



Lionel Lines Speeder

The motorized successor to the handcar, the speeder moved track gangs to the work site and even took the railroad brass on inspection runs. At a pint-sized price, this runabout adds action to any layout or can even give chase to your favorite Lionel ready-to-run train set.

FEATURES:

- Transformer controlled forward, neutral, and reverse operation
- Directional lighting
- Powerful maintenance-free motor
- Traction tire
- Die-cast metal frame
- Separately applied metal handrails
- Operating strobe light
- Detailed cab interior
- Interior illumination
- Two crew figures
- Minimum Curve: 0-27
- Length: 3 3/4" "



Interior details include M.o.W. tools

Union Pacific Tie-jector

This Union Pacific Tie-jector car provides O-gauge action and fun to any layout. Watch as the wooden ties in the back of the Tie-Jector shoot out of the side when the car reaches one of the included track trips. You and your friends will enjoy hours of fun with this unusual car!

FEATURES:

- 20 wooden ties
- Two track trips
- Precision can motor
- Molded plastic body
- Plastic frame
- Traction tires
- Minimum Curve: 0-27
- Length: 7 1/8"

Pennsylvania Burro Crane

The Pennsylvania Burro Crane, with its rotating cab, manually-controlled hooks, and Pullmor motor provides plenty of movement and action.

FEATURES:

- Forward and reverse operation
- Rotating cab
- Manually controlled boom and winch
- Fixed couplers
- Powerful Pullmor motor
- Metal frame
- Minimum Curve: 0-27
- Length: 5 3/8"

(6-28422) Pennsylvania Burro Crane \$159.99



(6-28426) Union Pacific Tie-jector \$89.99



Bethlehem Steel Switcher

FEATURES:

- Transformer controlled forward, neutral, and reverse operation
- Operating headlight
- Front and rear ElectroCouplers
- Powerful Pullmor motor
- Traction tire
- Die-cast metal frame
- Minimum Curve: 0-27
- Length: 7 1/2"

(6-28432) Bethlehem Steel Switcher \$209.99



NEW!

(6-28423) Alaska Rotary Snowplow \$219.99



Alaska Rotary Snowplow

With its whirling blades and bright headlight, the Alaska Rotary Snowplow is ready to keep the mainline clear.

FEATURES:

- Transformer controlled forward, neutral, and reverse operation
- Powerful Pullmor motor
- Operating headlight
- Operating coupler on rear of unit
- Traction tire
- Die-cast metal frame
- Spinning plow blades
- Minimum Curve: 0-27
- Length: 7 3/4"

(6-26877) U.S. Army Missile Launch Sound Car \$189.99



U.S. Army Missile Launch Sound Car

Add realistic sound to your Missile Launcher Locomotive with the matching U.S. Army Missile Launch Sound Car. Synchronized with the launcher locomotive (sold separately), the missile launch sound car adds a fiery whoosh to each missile launched.

FEATURES:

- Sound effects include the whoosh of missiles, warning claxon, siren, and special crew announcements
- Die-cast metal trucks and operating couplers
- Metal frame
- TrainMaster Command Control System required
- Length: 10 1/4"

(6-28411) U.S. Army Missile Launcher Locomotive \$299.99



U.S. Army Missile Launcher Locomotive

The popular Missile Launcher Locomotive is ready for duty in the U.S. Army. Fire the missiles using your CAB-1 Remote Controller or an uncoupling track section.

FEATURES:

- **TrainMaster Command Control** equipped—able to run in Command Control Mode or in Conventional Transformer Control Mode
- Missile launching function via TMCC CAB-1 Remote Controller or with Remote Control Track (both sold separately)
- Operating headlights
- **ElectroCoupler** on rear of locomotive
- Powerful Pullmor motor
- **Magne-Traction** track gripping system
- Metal frame
- Flashing strobe light
- Operator figure
- Four missiles
- Length: 12 1/2"



Military accessories available on pages 180-181



TRADITIONAL DIESEL LOCOMOTIVES

(6-28882) Alaska RS3 \$84.99



NEW!

See page 111



(6-28881) Conrail GP20 \$139.99



NEW!

See page 110



NEW!

(6-28874) Union Pacific GP9 \$209.99



See page 111



NEW!

Traditional Diesel Locomotives

Beef up your diesel fleet with these new freight growlers, ready for action in 2007. Each locomotive includes a powerful horn and dual operating couplers. The GP9 and GP20 feature the added strength of metal frames and handrails. The classic GP9 provides extra pulling power with dual motors and die-cast metal trucks. A matching caboose is available for each livery.

FEATURES:

- Transformer controlled forward, neutral, and reverse operation
- Electronic diesel horn
- Operating headlights
- Front and rear operating couplers
- Powerful maintenance-free motor
- Traction tires
- Interior illumination
- Engineer and fireman figures
- Minimum Curve: 0-27"
- Length: RS-3 14 1/2"
GP20: 14"
GP9: 14"

GP20 ADDITIONAL FEATURES:

- Metal frame and handrails

GP9 ADDITIONAL FEATURES:

- Dual powerful maintenance-free motors
- Die-cast metal trucks and fuel tank
- Metal frame

(6-28876) Great Northern FT Diesel Locomotive \$244.99



FT Diesel Locomotive

Add GM diesel power to your roster with the Great Northern FT diesel locomotive. Matching streamliner cars are available separately.

FEATURES:

- Transformer controlled forward, neutral, and reverse operation
- Electronic diesel horn
- Operating headlight
- Front operating coupler
- Dual powerful maintenance-free motors
- Traction tires
- Die-cast metal trucks, pilot, and fuel tank
- Metal frame
- Lighted cab interior
- Engineer and fireman figures
- Minimum Curve: 0-27
- Length: 12 3/4"

(6-25187) Great Northern Streamliner 4-Pack \$219.99



(6-25188) Great Northern Streamliner 2-Pack \$124.99



(6-25189) Great Northern Streamliner TrainSounds Baggage Car \$159.99



**PASSENGER CARS
SEE PAGE 156**

NEW!

NEW!

NEW!

NEW!

NEW!

(6-34521) Santa Fe F3 A-Unit \$264.99



Conventional F3 and SD40T-2 Diesel Locomotives

These new diesel locomotives offer the scale-size and detail of Lionel Standard O with electronics geared toward the operator who prefers traditional transformer-only operation, plus non-powered units for easy double-heading.

POWERED UNIT FEATURES:

- Transformer controlled forward, neutral, and reverse operation
- Electronic diesel horn
- Directional lighting, including LED headlights
- Operating marker lights
- Operating couplers
- Dual powerful maintenance-free motors with momentum flywheels
- Traction tires
- Fan-driven smoke unit
- Die-cast metal trucks, fuel tank, and pilots
- Metal frame
- Separately applied metal details
- Illuminated number boards
- Illuminated cab interior
- Engineer and fireman figures

NON-POWERED UNIT FEATURES:

- Die-cast metal trucks, fuel tank, and pilots
- Metal frame
- Separately applied metal details
- Rear operating coupler

Minimum Curve: O-31
Length: SD40T-2: 17"
F3: 13"

NEW!

(6-34522) Santa Fe F3 B-Unit Non-powered \$149.99



(6-28255) Union Pacific SD40T-2 \$264.99



(6-28256) Union Pacific SD40T-2 Non-powered \$169.99



Dual-Axle Diesel Drive System

New for 2007, most Standard O diesel locomotives* feature a dual-axle drive system for even better performance and increased pulling power. This innovation is the next step in the redesign of the diesel locomotive gear system. Like its single-axle predecessor, this system has all the latest improvements, including

- **Smooth operation at start-up and slow speeds.** With back-drivable gears, the electronics control the speed of the locomotive. The locomotive pulls without hesitation, even at a crawl.

- **Improved lash-up performance.** Smooth operation for the individual units means smoother operation for multiple units when they are each equipped with the new drive system.

- **Removable truck side frames.** The truck sides are removed with a few screws, allowing you to easily replace a worn traction tire.

- **Plus, two driven axles increase pulling power** as compared to the original drive system.

You asked for it. You got it. The new dual-axle drive system is ready for duty on your layout.



* Locomotives with the single-axle drive system are:

- 6-34521 Conventional Santa Fe A-unit
- 6-28559 Chessie GP30
- 6-28557 Canadian Pacific GP30

Conventional RS-11 and H16-44 Diesel Locomotives

Lionel offers even more conventional power for your roster of Standard O diesel locomotives. With a long list of features and an attractive price, these new conventional diesels offer an affordable way for anyone to expand their Standard O motive power roster.

POWERED UNIT FEATURES:

- Transformer controlled forward, neutral and reverse operation
- Electronic diesel horn
- Directional lighting including LED headlights
- Operating ditch lights
- Operating marker lights
- Front and rear operating couplers
- Dual powerful maintenance-free motors with momentum flywheels
- Magne-Traction track gripping system
- Traction tires
- Fan-driven smoke unit
- Die-cast metal trucks, fuel tank and pilots
- Metal frame
- Separately applied metal details
- Illuminated number boards
- Illuminated cab interior
- Engineer and fireman figures

NON-POWERED UNIT FEATURES:

- Die-cast metal trucks, fuel tank, and pilots
- Metal frame
- Separately applied metal details
- Front and rear operating couplers

Minimum Curve: O-31
Length: RS-11: 14 1/4"
H16-44: 15"

(6-28553) Pennsylvania RS-11 \$284.99



(6-28554) Pennsylvania RS-11 Non-powered \$169.99



(6-18385) New York Central H16-44 \$284.99

NEW!



(6-18386) New York Central H16-44 Non-powered \$169.99

NEW!





GP7 Diesel Locomotives

New for 2007, the classic EMD GP7 joins the roster of Lionel Standard O diesel locomotives. Produced from 1949 to the mid-1950s, well over 2,500 prototype GP7 locomotives hauled freight across the United States and Canada.

The new Standard O diesel locomotives feature all-new bodies with separately applied details prototypical to the road name. The powered units are equipped with the Lionel LEGACY Control System and LEGACY Speed Control.

POWERED UNIT FEATURES:

- **Lionel LEGACY Control System** equipped—able to run in Command Control Mode or in Conventional Transformer Control Mode
- **RailSounds 5.0** sound system with new intelligible CrewTalk dialog, more TowerCom announcements and eight diesel RPM levels
- **LEGACY Speed Control** with ON/OFF switch
- Directional lighting including LED headlights
- Operating marker lights
- Front and rear **ElectroCouplers**
- Dual powerful maintenance-free motors with momentum flywheels
- Traction tires
- Fan-driven smoke system
- Die-cast metal trucks, pilots and fuel tank
- Metal frame
- Separately applied metal details
- Illuminated number boards
- Illuminated cab interior

NON-POWERED UNITS FEATURE:

- Die-cast metal trucks, pilots and fuel tank
- Front and rear operating couplers

Minimum Curve: 0-31
Length: Approx 14 1/4"

Concept model shown



(6-28561) New York Central GP7 \$399.99

NEW!

(6-28562) New York Central GP7
Non-powered \$169.99

Concept model shown





Concept model shown

(6-28563) Great Northern GP7 \$399.99

NEW!



Concept model shown

NEW!

(6-28564) Great Northern GP7
Non-powered \$169.99

GP7 Diesel Locomotives

Available in four different road names with powered and non-powered units, all powered Lionel GP7 diesel locomotives feature the Lionel LEGACY Control System and LEGACY Speed Control and prototypical details.

POWERED UNIT FEATURES:

- **Lionel LEGACY Control System** equipped—able to run in Command Control Mode or in Conventional Transformer Control Mode
- **RailSounds 5.0** sound system with new intelligible CrewTalk dialog, more TowerCom announcements and eight diesel RPM levels
- **LEGACY Speed Control** with ON/OFF switch
- Directional lighting including LED headlights
- Operating marker lights
- Front and rear **ElectroCouplers**
- Dual powerful maintenance-free motors with momentum flywheels
- Traction tires
- Fan-driven smoke system
- Die-cast metal trucks, pilots and fuel tank
- Metal frame
- Separately applied metal details
- Illuminated number boards
- Illuminated cab interior

NON-POWERED UNITS FEATURE:

- Die-cast metal trucks, pilots and fuel tank
- Front and rear operating couplers

Minimum Curve: 0-31
Length: Approx. 14 1/4"



See page 143

(6-28566) Rock Island GP7
Non-powered \$169.99





See page 143

(6-28568) Union Pacific GP7
Non-powered \$169.99



GP30 Diesel Locomotives

Although first built in the early 1960s, many GP30's still ran on the high iron in the modern diesel era. Lionel GP30 diesels now come fully equipped with the RailSounds 5.0 sound system for even more realism. Each of these workhorses includes prototypical detailing specific to its road name. Matching non-powered units are also available for easy double-heading.

FEATURES:

- Lionel LEGACY Control System equipped—able to run in Command Control Mode or in Conventional Transformer Control Mode
- RailSounds 5.0 sound system with new intelligible CrewTalk dialog, more TowerCom announcements and eight diesel RPM levels
- Legacy Speed Control for speed control with ON/OFF switch
- Directional lighting including LED headlights
- Operating marker lights
- Front and rear ElectroCouplers
- Dual powerful maintenance-free motors with momentum flywheels
- Traction tires
- Fan-driven smoke
- Die-cast metal trucks, pilots and fuel tank
- Metal frame
- Separately applied metal details
- Illuminated number boards
- Illuminated cab interior
- Minimum Curve: 0-31
- Length: 14 1/4"

NON-POWERED UNITS FEATURE:

- Die-cast metal trucks, pilots and fuel tank
- Front and rear operating couplers
- Minimum Curve: 0-31
- Length: 14 1/4"



Chessie Northeastern caboose see page 142

NEW!



(6-28557) CP Rail GP30 \$399.99

RailSounds[®]
5.0



(6-28558) CP Rail GP30 Non-Powered \$149.99

N&W High Nose ALCo C-420 Diesel Locomotive

In 1964, Norfolk & Western relied on the powerful ALCo C-420 for many of its freight hauling runs. This locomotive appears with the "hi nose" body used by the N&W in both powered and non-powered units.

POWERED UNIT FEATURES:

- **TrainMaster Command Control** equipped – able to run in Command Control Mode or in Conventional Transformer Control Mode
- **RailSounds 5.0** sound system with new intelligible CrewTalk dialogue, more TowerCom announcements, and eight diesel RPM levels
- **Odyssey System** for speed control with ON/OFF switch
- Directional lighting, including LED headlights
- Operating marker lights

- Front and rear **ElectroCouplers**
- Dual powerful maintenance-free motors with momentum flywheels
- Traction tires
- Fan-driven smoke system
- Die-cast metal trucks, pilots, and fuel tank
- Metal frame
- Separately applied metal details
- Illuminated number boards
- Illuminated cab interior

NON-POWERED UNIT FEATURES:

- Die-cast metal trucks, pilots, and fuel tanks
- Front and rear operating couplers
- Minimum Curve: 0-31
- Length: 15"

(6-28244) N&W Hi Nose ALCo C-420 \$419.99



RailSounds[®]
5.0

(6-28250) N&W Hi Nose ALCo C-420 non-powered \$159.99



U30C Diesel Locomotives

Scale-sized Lionel U-boats are back in two new road names and featuring the all-new RailSounds 5.0 sound system. Both the Milwaukee Road and Conrail listed U30C diesel locomotives on their roster. Both Lionel models offer prototypical decoration and detailing. A matching non-powered unit is available in each livery.

POWERED UNIT FEATURES:

- **Lionel LEGACY Control System** equipped—able to run in Command Control Mode or in Conventional Transformer Control Mode
- **RailSounds 5.0 sound system** with new intelligible CrewTalk dialog, more TowerCom announcements and eight diesel RPM levels
- **LEGACY Speed Control** with ON/OFF switch
- Directional lighting including LED headlights
- Operating marker lights
- Front and rear **ElectroCouplers**
- Dual powerful maintenance-free motors with momentum flywheels
- Traction tires
- Fan-driven smoke system
- Die-cast metal trucks, pilots and fuel tank
- Metal frame
- Separately applied metal details
- Illuminated number boards
- Illuminated cab interior

NON-POWERED UNIT FEATURES:

- Die-cast metal trucks, pilots and fuel tank
- Front and rear operating couplers

Minimum Curve: 0-31

Length: 17"

(6-28265) Milwaukee Road U30C \$454.99



(6-28266) Milwaukee Road U30C Non-Powered \$169.99



See page 143

(6-28267) Conrail U30C \$454.99



(6-28268) Conrail U30C Non-Powered \$169.99



See page 142



(6-28261) Union Pacific - Missouri Pacific SD70ACe \$449.99

Concept photo shown

Union Pacific SD70ACe Diesel Locomotives

Over the past two years, the Union Pacific has unveiled a series of locomotives that serve to honor and pay tribute to the people and railroads that have made them the leader they are today. Each locomotive features a unique paint scheme, incorporating elements of the six major railroads that have merged with the Union Pacific.

Coming in 2007 and 2008, in cooperation with the Union Pacific, Lionel Electric Trains will commemorate this important program by offering the Union Pacific Heritage Series Collection. This series will feature six SD70ACe diesel locomotives, each one painted in modern paint schemes representative of its famous fallen flag railroads:

- Missouri Pacific
- Western Pacific
- KATY
- Denver & Rio Grande Western
- Chicago & North Western
- Southern Pacific

To further commemorate the relationship between the two legendary companies, each will be packaged with a certificate of authenticity signed by Union Pacific Chairman and CEO and Lionel President and CEO Jerry Calabrese, and a stamped metal EMD builder's plate with an accurate serial number and built date.

In addition, these locomotives will come equipped with Lionel LEGACY Control System.

NEW!



(6-28262) Union Pacific - Western Pacific SD70ACe \$449.99

Concept photo shown

FEATURES:

- **Lionel LEGACY Control** System equipped—able to run in Command Control Mode or in Conventional Transformer Control Mode
- **RailSounds 5.0** sound system with new intelligible CrewTalk dialog, more TowerCom announcements and eight diesel RPM levels
- **LEGACY Speed Control** with ON/OFF switch
- Directional lighting including LED headlights
- Operating marker lights
- Front and rear **ElectroCouplers**
- Dual powerful maintenance-free motors with momentum flywheels
- Traction tires
- Fan-driven smoke system
- Die-cast metal trucks, pilots and fuel tank
- Metal frame
- Separately applied metal details
- Illuminated number boards
- Illuminated cab interior

Minimum Curve: 0-31
 Length: Approx. 17 1/2"

NEW!

THREE HERITAGE SCHEMES PLUS "BUILDING AMERICA" SCHEME AVAILABLE IN 2007!



(6-28263) Union Pacific - Missouri Kansas Texas SD70ACe \$449.99

NEW!

Concept photo shown



(6-28264) Union Pacific "Building America" SD70ACe \$449.99

NEW!

Concept photo shown

STANDARD O DIESEL LOCOMOTIVES

E7 A-A Diesel Locomotives

Available in the Baltimore and Ohio and Pennsylvania liveries, the E7 diesel locomotive joins the 2007 Standard O roster. These massive diesel sets are equipped with the Lionel LEGACY Control System. Matching powered and non-powered B-units are available in the Pennsylvania livery. Add a Breakdown B-unit for even more excitement!

EACH SET INCLUDES:

- Powered A-unit, non-powered A-unit

FEATURES:

- **Lionel LEGACY Control System** equipped—able to run in Command Control Mode or in Conventional Transformer Control Mode
- **LEGACY Speed Control** with ON/OFF switch
- **RailSounds 5.0** sound system with new intelligible CrewTalk dialog, more TowerCom announcements and eight diesel RPM levels
- Directional lighting including LED headlights
- **ElectroCouplers** on the front of each A-unit
- Dual powerful maintenance-free motors with momentum flywheels
- Traction tires
- Fan-driven smoke unit in both the powered and non-powered A-units
- Die-cast metal trucks, pilots and fuel tanks
- Metal frames
- Separately applied metal details
- Separately applied metal handrails and screens
- Pivoting diaphragms on rear
- Opening doors
- Accurate builder's plates
- Lighted number boards
- Illuminated cab interior
- Engineer and fireman figures
- Minimum Curve: 0-36
- Length: E7 A-A set: 34"



EACH E7 POWERED B-UNIT FEATURES:

- **Lionel LEGACY Control System** equipped—able to run in Command Control Mode or in Conventional Transformer Control Mode
- **LEGACY Speed Control** with ON/OFF switch
- Dual powerful maintenance-free motors with momentum flywheels
- Traction tires
- Directional lighting with operating back-up light
- **ElectroCoupler** on rear
- Die-cast metal trucks and fuel tank
- Opening doors
- Pivoting diaphragms
- Minimum Curve: 0-36
- Length: 17"



(6-34505) Baltimore and Ohio A-A E7 Set \$699.99




(6-34508) Pennsylvania A-A E7 Set \$699.99

EACH E7 NON-POWERED B-UNIT FEATURES:

- Die-cast metal trucks and fuel tank
- Opening doors
- Pivoting diaphragms
- Minimum Curve: 0-36




(6-34509) Pennsylvania Non-powered E7 B-unit \$149.99



(6-34519) New York Central Sharknose A-A Set \$629.99



(6-34520) New York Central Sharknose B-unit Non-Powered \$159.99



**New York Central RF-16
"Sharknose" Diesel Locomotives**

Built in the early 1950s, the Baldwin Locomotive Works' RF-16 "Sharknose" diesel locomotive is dressed in black lightning stripes for service with the New York Central.

New for 2007, the New York Central "Sharknose" A-A set features the Lionel LEGACY Control System and LEGACY Speed Control. A matching non-powered B-unit is also available.

SET INCLUDES:

- Powered A-unit, non-powered A-unit

FEATURES:

- **Lionel LEGACY Control System** equipped—able to run in Command Control Mode or in Conventional Transformer Control Mode
- **LEGACY Speed Control** with ON/OFF switch
- **RailSounds 5.0** sound system with new intelligible CrewTalk dialog, more TowerCom announcements, and eight diesel RPM levels
- **Directional lighting**, including LED headlights
- **ElectroCouplers** on the front of each A-unit
- **Dual powerful maintenance-free motors** with momentum flywheels
- **Traction tires**

- Fan-driven smoke unit in both the powered and non-powered A-units
- Die-cast metal trucks, pilots, and fuel tanks
- Die-cast metal frames
- Separately applied metal details
- Separately applied metal handrails and screens
- Opening doors
- Accurate builder's plates
- Lighted number boards
- Illuminated cab interior
- Engineer and fireman figures
- Minimum Curve: 0-36
- Length: A-A set: Approx. 26"

NON-POWERED B-UNIT FEATURES:

- Die-cast metal trucks and fuel tank
- Opening doors
- Minimum Curve: 0-36
- Length: Approx. 13"



F7 A-B-A Diesel Locomotives

With numerous prototypical details unique to each road name, these sets are equipped with an Odyssey System ON/OFF switch. Add the matching powered F7 B-units and a Breakdown B-unit for even more excitement!

EACH A-B-A SET INCLUDES:

- One powered F7 A-unit, one non-powered F7 B-unit, one non-powered F7 A-unit

FEATURES:

- **TrainMaster Command Control** equipped—able to run in Command Control Mode or in Conventional Transformer Control Mode
- **Odyssey System** for speed control with ON/OFF switch
- **RailSounds 5.0** sound system with new intelligible CrewTalk dialog, more TowerCom announcements and eight diesel RPM levels
- Directional lighting, including LED headlights and back-up lights
- **ElectroCouplers** on the front of each A-unit and the rear of the B-unit
- Dual powerful maintenance-free motors with momentum flywheels
- Traction tires
- Fan-driven smoke unit in both the powered and non-powered A-units
- Die-cast metal trucks, pilots, and fuel tanks
- Die-cast metal frames
- Separately applied metal details
- Separately applied metal handrails and screens
- Pivoting diaphragms on rear
- Opening doors
- Accurate builder's plates
- Lighted number boards
- Illuminated cab interior
- Engineer and fireman figures
- Minimum Curve: 0-31
- Length: F3 A-B-A set: 39"
F7 A-unit: 13"
F7 B-unit: 13"

EACH F7 POWERED B-UNIT FEATURES:

- **TrainMaster Command Control** equipped—able to run in Command Control Mode or in Conventional Transformer Control Mode
- **Odyssey System** for speed control with ON/OFF switch
- Dual powerful maintenance-free motors with momentum flywheels
- Traction tires
- Directional lighting with operating back-up light
- **ElectroCoupler** on rear
- Die-cast metal trucks and fuel tank
- Opening doors
- Pivoting diaphragms
- Minimum Curve: 0-31
- Length: 17"

(6-24589) Santa Fe F7 A-B-A Set \$899.99




RailSounds®
5.0



(6-24593) Santa Fe F7 Powered B-unit \$299.99



(6-24588) Pennsylvania F7 Powered B-unit \$299.99



F7 A-B-A Diesel Locomotives

New for 2007, Lionel presents F7 diesel locomotives in two new road names, New York Central and Western Pacific. With numerous prototypical details unique to each road name, these sets are equipped with an Odyssey System ON/OFF switch and the exclusive Magne-Traction track gripping system. Matching powered F7 B-units are available in each livery. Add a Breakdown B-unit for even more excitement!

EACH A-B-A SET INCLUDES:

- One powered F7 A-unit, one non-powered F7 B-unit, one non-powered F7 A-unit

FEATURES:

- **TrainMaster Command Control** equipped—able to run in Command Control Mode or in Conventional Transformer Control Mode
- **Odyssey System** for speed control with ON/OFF switch
- **RailSounds 5.0** sound system with new intelligible CrewTalk dialog, more TowerCom announcements, and eight diesel RPM levels
- Directional lighting, including LED headlights and back-up lights
- **ElectroCouplers** on the front of each A-unit and the rear of the B-unit
- Dual powerful maintenance-free motors with momentum flywheels
- **Magne-Traction** track gripping system
- Traction tires
- Fan-driven smoke unit in both powered and non-powered A-units
- Die-cast metal trucks, pilots, and fuel tanks
- Die-cast metal frames
- Separately applied metal details
- Separately applied metal handrails and screens
- Pivoting diaphragms on rear
- Opening doors
- Accurate builder's plates
- Lighted number boards
- Illuminated cab interior
- Engineer and fireman figures
- Gauge: Standard O
- Minimum Curve: 0-31
- Length: F7 A-B-A set: 39"
F7 A-unit: 13"
F7 B-unit: 13"

EACH F7 POWERED B-UNIT FEATURES:

- **TrainMaster Command Control** equipped—able to run in Command Control Mode or in Conventional Transformer Control Mode
- **Odyssey System** for speed control with ON/OFF switch
- Dual powerful maintenance-free motors with momentum flywheels
- **Magne-Traction** track gripping system
- Traction tires
- Directional lighting with operating back-up light
- **ElectroCoupler** on rear
- Die-cast metal trucks and fuel tank
- Opening doors
- Pivoting diaphragms
- Minimum Curve: 0-31
- Length: 17"



® (6-34511) New York Central F7 A-B-A Set \$899.99



(6-34512) New York Central F7 Powered B-unit \$299.99



NEW!

(6-34514) Western Pacific F7 Powered B-unit \$299.99



(6-34513) Western Pacific F7 A-BA Set \$899.99



NEW!

RailSounds[®]
5.0

Breakdown B-units

These B-units have worked hard. They pulled long freight trains, labored up grades, and battled the elements in extreme heat and cold. These tired locomotives are certainly due for some routine maintenance.

But maintenance will have to wait—the B-unit needs to pull one more freight back home. As the train moves along, the B-unit begins to show signs of trouble. Before long, the train crew notices the problem. Listen for the sounds of the struggling diesel engine and the frustrated train crew dialog. When the train stops, the B-unit “breaks down” completely, spewing smoke from under the hood. You can get the train moving again, and the sequence starts over.

FEATURES:

- **TrainMaster Command Control** equipped—able to run in Command Control Mode or in Conventional Transformer Control Mode
- **RailSounds 5.0** sound system with custom recorded effects including:
 - Multi-part **CrewTalk** dialog and **TowerCom** announcements to create realistic operating scenarios from pulling out of the yard to initiating an emergency stop
 - Adjust blower RPM independent of locomotive speed via a CAB-1 command
 - **MultiWhistle** effect simulates blasts at different air pressures, creating a realistic variety of sounds with each press of the WHISTLE button
 - Independently adjustable volume control—use your CAB-1 Remote Controller to lower the level of background effects while keeping operator-controlled effects such as the whistle at full volume
 - Many operator controlled effects including CrewTalk dialog and TowerCom announcements are accessible using only a conventional transformer
- Rear **ElectroCoupler** with the ability to release in the conventional environment
- Fan-driven smoke unit
- ON/OFF switch
- Die-cast metal trucks
- Metal frame
- Length: F7: 13”
E7: 17”

RailSounds
5.0

**REALISTIC
BREAKDOWN
SEQUENCE!**

(6-24594) Pennsylvania F7 Breakdown B-unit \$269.99



**CREW
DIALOG EXPLAINS
THE SCENARIO!**

(6-24595) Santa Fe F7 Breakdown B-unit \$269.99



**SMOKE
SIMULATES
ENGINE
FAILURE!**

NEW!

(6-34518) Pennsylvania E7 Breakdown B-unit \$269.99



NEW!

(6-34515) New York Central F7 Breakdown B-unit \$269.99





GG1 Electric Locomotive

The Joshua Lionel Cowen Series GG1 is now available in three striking liveries and packed with top-of-the-line features.

To simulate prototypical operation, press a button on the CAB-1 Remote Controller and watch a plume of smoke erupt from the blow-off stack. Other action-packed features include intricate metal pantographs that deploy and retract automatically, and RailSounds 5.0 effects synchronized to each operation. For customized operation, a CAB-1 command can adjust pantograph orientation regardless of direction. Those who prefer conventional operation are not left out. Most of these and other exciting features can be easily accessed with traditional transformer control.

Add a set of Congressional passenger cars for an impressive consist.

FEATURES:

- **TrainMaster Command Control** equipped—able to run in Command Control Mode or in Conventional Transformer Control Mode
- **Odyssey System** for speed control with ON/OFF switch
- Operating pantographs deploy and retract according to direction, a TMCC CAB-1 command, or with Conventional Mode roof mounted switches
- Pantograph lock-down prevents accidental operation on layouts with low clearances
- **RailSounds 5.0** sound system, with new intelligible CrewTalk dialog and more TowerCom announcements, each with different scenarios depending on whether the locomotive is in motion or stopped
- RailSounds 5.0 effects simulate the raising and lowering of the pantographs, perfectly synchronized with each operation
- Adjust the blower RPM independent of locomotive speed via a CAB-1 command
- **MultiHorn** effect realistically varies the horn blast with each press of the button
- Independently adjustable volume control—lower the level of background effects such as the blower with the CAB-1 Remote Controller, while keeping operator-controlled effects such as the horn at full volume
- Many operator-controlled effects, including **CrewTalk** dialog and **TowerCom** announcements, are accessible in Conventional Transformer Control Mode
- Dual **FatBoy** speakers for the ultimate in sound reproduction
- Realistic steam generator blow-off—a plume of smoke erupts from the stack in Conventional or Command Control Mode
- Dual powerful maintenance-free motors with momentum flywheels
- Directional LED headlights
- Directional marker lights illuminate on the end opposite of the active headlight
- Illuminated number boards
- Die-cast metal body and trucks
- Front and rear **ElectroCouplers**
- Traction tires
- Accurate separately applied builder's plates
- Illuminated front cab interior
- Engineer and fireman figures in front cab
- Opening side doors, end doors, and roof hatches
- Removable roof panel reveals all controls for easy adjustments without having to remove the GG1 from the track
- Minimum Curve: 0-72
- Length: 20"

RailSounds
5.0

Production drawing shown

(6-18364) Pennsylvania BB1 Electric Locomotive \$649.99



OPERATING PANTOGRAPHS!

(6-18371) Pennsylvania #4912 (Tuscan 5-stripe) \$899.99



OPERATING PANTOGRAPHS!

(6-18372) Pennsylvania #4925 (Brunswick green single-stripe) \$899.99



(6-18374) Pennsylvania #4866 (Silver) \$899.99





BB Class Electric Locomotives

Noisily shuttling through complicated coach yard switches, the deceptively diminutive BB class electric locomotives proved the workhorses of passenger stations in Philadelphia, New York, and Long Island. Affectionately dubbed “rats” by railfans and railroaders, the mighty little boxcabs switched consists for famous name trains and commuter runs

alike. First built by Altoona in 1926, the BB class ran in pairs through the 1930s on both Pennsy and Long Island rails. Later B1’s, numbered 5684 to 5697, operated only as single units. Their square headlights easily distinguished these later B1’s. None of this later type was given Long Island livery.

Constructed almost entirely of die-cast metal, each of these new Lionel models includes headlight, handrail and other detail distinctions specific to their particular roadname and era. Pennsylvania and Long Island versions feature decoration specific to the 1920s and 1930s when the switchers still prototypically operated in pairs and were just beginning to run as single units. Complete with dual ElectroCouplers, the powered BB unit can even run independently in Command Control or Conventional Transformer Mode.

Matching sets of heavyweight passenger cars, complete with all-new sprung 4-wheel trucks, are available separately. See page 104.

SET INCLUDES:

- One powered and one non-powered unit

FEATURES:

- **TrainMaster Command Control** equipped—able to run in Command Control Mode or in Conventional Transformer Control Mode

- Powered unit can run independently in Command Control Mode or in Conventional Transformer Control Mode
- **Odyssey System** for speed control with ON/OFF switch
- **RailSounds 5.0** sound system with custom recorded effects including:
 - Multi-part **CrewTalk** dialog and **TowerCom** announcements to create realistic operating scenarios – from pulling out of the yard to initiating an emergency stop
 - Adjust blower RPM independent of locomotive speed via a CAB-1 command
 - **MultiWhistle** effect simulates blasts at different air pressures, creating a realistic variety of sounds with each press of the WHISTLE button

- Independently adjustable volume control—use your CAB-1 Remote Controller to lower the level of background effects while keeping operator-controlled effects such as the whistle at full volume
 - Many operator controlled effects including CrewTalk dialog and TowerCom announcements are accessible using only a conventional transformer
- Powerful maintenance-free motor with momentum flywheel in powered unit
- Directional lighting during both single and paired operation
- Illuminated marker and classification lights
- Die-cast metal locomotive body, frame and trucks
- Front **ElectroCoupler** on each unit for paired operation
- Powered unit includes front and rear ElectroCouplers for independent running
- Traction tires
- Separately applied metal details
- Cab window glass
- Illuminated cab interior in powered unit
- Engineer and fireman figures in powered unit
- Minimum Curve: 0-31
- Length: Pair: 15 3/8”
Single Unit: 7 5/8”

(6-18373) New York Central S-2 Electric \$499.99



New York Central S-2 Electric

Following the success of its one and only S-1 electric locomotive, the New York Central ordered 32 nearly identical copies in 1906. Like their predecessor, these “motors” were built by a partnership of the American Locomotive Company and General Electric. The railroad classed them S-2 and immediately sent them into service over their electrified lines, hauling everything from signature varnish into Grand Central Terminal to local commuter trains. The mighty S-2’s ran for decades, outlasting even their parent railroad by almost twenty years when the last of the class was retired in 1981.

The Lionel New York Central S-2 includes subtle details that make it unique from the prototype S-1 #100, such as recessed front steps and other body details. Other enhancements include a new separately applied bell cord. The locomotive is painted in the modern NYC livery of the 1950s and 1960s, including “blade” font lettering and yellow handrails. Upgraded since the release of the Lionel S-1, this new electric also features the state-of-the-industry RailSounds 5.0 sound system.

Add a set of matching New York Central

heavyweight commuter coaches.

FEATURES:

- New body details and recessed front steps accurately portray an S-2 electric
- **TrainMaster Command Control** equipped—able to run in Command Control Mode or in Conventional Transformer Control Mode
- **Odyssey System** for speed control with ON/OFF switch
- **RailSounds 5.0** sound system with new intelligible **CrewTalk** dialog and more **TowerCom** announcements
- Powerful maintenance-free motor with momentum flywheel
- Directional lighting with operating headlights
- Die-cast metal body, frame, and trucks
- Metal pantographs
- Separately applied details, including bell cord and accurate builder’s plates
- Cab window glass
- Engineer and fireman figures
- Minimum Curve: 0-36
- Length: 11 3/4”

Milwaukee Road EP-2 "Bipolar" Electric Locomotives

The massive Milwaukee Road "Bipolar" locomotives are the latest addition to the Lionel Standard O electric roster. The Milwaukee Road's Class EP-2 was equipped with only two poles per traction motor and relied on motor armatures, not gears. The Bipolars ran at very low RPMs, and these locomotives were known for their quiet operation.

Built in 1918 and 1919 by General Electric, the Bipolars were constructed in three sections. The end sections contained the electrical equipment, and the center section contained a boiler. This unique configuration allowed them to snake through curves on the Milwaukee Road's Coast Division.

The Lionel Milwaukee Road Bipolars are equipped with the Lionel LEGACY Control System and LEGACY Speed Control. Milwaukee Road Olympian Heavyweight Passenger Cars are available separately.

FEATURES:

- Produced from all-new tooling
- **Lionel LEGACY Control** System equipped—able to run in Command Control Mode or in Conventional Transformer Control Mode
- **LEGACY Speed Control** with ON/OFF switch
- **RailSounds 5.0** sound system with intelligible CrewTalk dialog and more TowerCom announcements, each with different scenarios depending on whether the locomotive is in motion or stopped
- MultiHorn effect realistically varies the horn blast with each press of the button
- Independently adjustable volume control—lower the level of background effects such as the blower with the CAB-1 Remote Controller while keeping operator-controlled effects such as the horn at full volume
- **FatBoy** speaker for the ultimate in sound reproduction
- Dual powerful maintenance-free motors with momentum flywheels
- Directional LED headlights
- Marker lights
- Illuminated number boards
- Die-cast metal body and trucks
- Front and rear **ElectroCouplers**
- Traction tires
- Accurate separately applied builder's plates
- Illuminated front cab interior
- Engineer and fireman figures in front cab
- Removable roof panel reveals all controls for easy adjustments
- Minimum Curve: 0-54
- Length: Approx. 20"



(6-18384) Milwaukee Road EP-2 "Bipolar" E-2 \$949.99





NEW!

(6-18389) Milwaukee Road EP-2 "Bipolar" E-1 \$949.99



TRADITIONAL FREIGHT CARS

Traditional Freight Cars

- ✓ Operating couplers—uncouple cars automatically with a remote-control or uncoupling track section
- ✓ Colorful paint schemes
- ✓ Officially licensed cars
- ✓ Collectible series
- ✓ Perfect additions to Lionel train sets
- ✓ Perfectly sized to match **Lionel Traditional Locomotives**
- ✓ Minimum Curve: 0-27 (Except where noted)

ADDITIONAL FEATURES:

- Metal handrails, platform, and ladders on tank cars
- Opening doors on boxcars and reefer
- Two removable canisters on gondola
- Length: Boxcars: 10 1/2"
 Hopper: 9 1/2"
 Ore Car: 7"
 Auto Carrier: 13"
 Flatcar: 11"
 Gondola: 10 1/4"
 Tank Cars: 10"
 Reefer: 11"
 Hi-Cube Boxcar: 11 1/4"
 Caboose: 7 1/4"

(6-15020) New Haven Waffle-sided Boxcar \$29.99



(6-25026) Rock Island Hi-Cube Boxcar \$29.99



(6-26400) Chicago & North Western Hopper \$29.99



(6-25025) Reading Boxcar \$29.99



(6-26401) Northern Pacific Ore Car \$29.99



(6-36613) New York Central Caboose \$29.99



(6-26198) Denver & Rio Grande Western Three-Dome Tank Car \$29.99



(6-26099) Pennsylvania Three-tier Auto Carrier \$29.99



(6-26197) Delaware & Hudson Tank Car \$29.99




(6-26332) CP Rail Gondola with Canisters \$29.99



(6-26199) Western Pacific-P.F.E. Wood-sided Reefer \$29.99



(6-26331) Lionel Lines Flatcar with Bulkheads \$29.99



TRADITIONAL FREIGHT CARS

Caboosees

ADDITIONAL FEATURES:

- Operating couplers
- Interior illumination, except Lionel Lines
- Length: Cupola cabooses: 7 1/4"
Work cabooses: 8 3/8"



See page 61



See page 80



See page 80



See page 62



See page 62



See page 60



(6-36556) Lionel Lines Work Caboose \$29.99



(6-36611) Conrail Caboose \$39.99

NEW!

(6-36612) Alaska Caboose \$39.99



NEW!

(6-36589) Pennsylvania Work Caboose \$39.99



NEW!

(6-36587) Southern Pacific Caboose \$39.99



NEW!

(6-36590) Union Pacific Work Caboose \$39.99



NEW!

U.S. Steel Work Caboose

ADDITIONAL FEATURES:

- Die-cast metal trucks and operating couplers
- Interior illumination
- Length: 8 3/4"

New York Central Bay Window Caboose

ADDITIONAL FEATURES:

- Die-cast metal trucks and operating couplers
- Underbody details
- Interior illumination
- Flashing rear strobe light
- Metal frame
- Length: 10 1/4"

NEW!

(6-36552) U.S. Steel Work Caboose \$44.99



See page 61

NEW!

(6-17676) New York Central Bay Window Caboose \$59.99



See page 64

(6-26335) Domino Sugar Flatcar with Trailer \$59.99




Domino Sugar Flatcar with Trailer

ADDITIONAL FEATURES:

- Die-cast metal sprung trucks and operating couplers
- Removable trailer
- Length: 11"

DOMINO® SUGAR is the registered trademark of DOMINO FOODS, INC. or its affiliates

(6-25043) Macy's Boxcar \$44.99



NEW!

Macy's Boxcar

ADDITIONAL FEATURES:

- Die-cast metal sprung trucks and operating couplers
- Opening doors
- Length: 10 1/2"

NEW!

(6-39452) White Bros. Flatcar with Milk Container \$59.99



NEW!

White Bros. Flatcar with Milk Container

ADDITIONAL FEATURES:

- Die-cast metal trucks and operating couplers
- Die-cast metal frame and metal handrails
- Length: 9"

CSX Flatcar with Pipes

ADDITIONAL FEATURES:

- Die-cast metal sprung trucks and operating couplers
- Five plastic pipes included
- Length: 11"

R.E.A. Flatcar with Piggyback Trailers

ADDITIONAL FEATURES:

- Die-cast metal sprung trucks and operating couplers
- Removable trailers
- Metal superstructure
- Length: 11"

3-Dome Tankcars

ADDITIONAL FEATURES:

- Die-cast metal sprung trucks and operating couplers
- Length: 10"

Santa Fe Transparent Instruction Car

Transparent boxcars were used to demonstrate the destruction that could occur from improper boxcar loading or excessive coupling speeds. They were also used to test different loading methods to help reduce freight damages. New for 2007, Lionel offers this special car to add interest and excitement to any O-gauge layout. With transparent sides, your own yard crew can examine the four pallet loads from the outside of the car!

ADDITIONAL FEATURES:

- Die-cast metal trucks and operating couplers
- Interior illumination
- Transparent sides and opening doors
- Load of four removable shrink-wrapped pallet loads, including 12 boxes, four highway barrels, four oil drums, and a stack of lumber
- Length: 11 1/8"

(6-26357) CSX Flatcar with Pipes \$49.99



NEW!

(6-26366) R.E.A. Flatcar with Piggyback Trailers \$59.99



NEW!

(6-29618) Hooker 3-Dome Tankcar \$59.99



NEW!

(6-36104) Area 51 3-Dome Tankcar \$59.99



NEW!

LIGHTED INTERIOR!

(6-36834) Santa Fe Transparent Instruction Car \$64.99



NEW!

Four pallet loads, including boxes, barrels, oil drums, and lumber

POSTWAR CELEBRATION SERIES

Designed from original tooling, Postwar Celebration Series rolling stock provides accurate reissues of favorites from the golden age of O gauge.

#6427-60 Virginian Caboose

ADDITIONAL FEATURES:

- Die-cast metal trucks and operating couplers
- Metal frame
- Interior illumination
- Postwar Celebration Series plaque and packaging
- Length: 7 3/4"

#6356 New York Central Stock Car

ADDITIONAL FEATURES:

- Die-cast metal sprung trucks and operating couplers
- Metal frame
- Opening doors
- Postwar Celebration Series plaque and packaging
- Length: 11 1/8"

(6-29726) #6427-60 Virginian Caboose \$49.99



(6-19573) #6356 New York Central Stock Car \$49.99



(6-29617) #6465 Cities Service Tank Car \$47.99



#6465 Cities Service Tank Car

ADDITIONAL FEATURES:

- Die-cast metal sprung trucks and operating couplers
- Metal frame
- Postwar Celebration Series plaque and packaging
- Length: 10"

#6660 Lionel Lines Boom Car

ADDITIONAL FEATURES:

- Die-cast metal sprung trucks and operating couplers
- Moveable boom
- Operating winch
- Postwar Celebration Series plaque and packaging
- Length: 11"

(6-29857) #6660 Lionel Lines Boom Car \$54.99



#3510 Satellite Launching Car

ADDITIONAL FEATURES:

- Manually launch included satellite off flatcar deck
- Die-cast metal sprung trucks and operating couplers
- Postwar Celebration Series plaque and packaging
- Length: 11"

#3494-550 Monon Operating Boxcar

ADDITIONAL FEATURES:

- Die-cast metal sprung trucks and operating couplers
- Opening doors
- Trainman figure emerges
- Postwar Celebration Series plaque and packaging
- Length: 10 1/4"

NEW!

(6-29854) #3510 Satellite Launching Car \$69.99

LAUNCHING SATELLITE!



(6-29856) #3494-550 Monon Operating Boxcar \$64.99



Door opens and trainman emerges

(6-29622) #6445 Fort Knox Mint Car \$59.99



#6445 Fort Knox Mint Car

ADDITIONAL FEATURES:

- Die-cast metal sprung trucks and operating couplers
- Plated bullion load
- Length: 10 1/4"

NEW!



ARCHIVE COLLECTION

In celebration of the 50th anniversary of the Girl's Train Set, Lionel offers an uncommon pink version of the 6446 hopper and a lilac Fort Knox mint car straight from the imagination!

(6-19357) #6446-25 N&W Hopper \$49.99



#6446-25 N&W Hopper

ADDITIONAL FEATURES:

- Die-cast metal sprung trucks and operating couplers
- Coal load
- Length: 11 3/4"

NEW!

(6-39447) #6561 Lionel Lines Cable Reel Car \$54.99



#6561 Lionel Lines Cable Reel Car

ADDITIONAL FEATURES:

- Die-cast metal sprung trucks and operating couplers
- Includes two cable reels with wire
- Length: 10 1/4"

The Lionel Collegiate Collection

Lionel introduces its newest collection of branded boxcars: The Collegiate Collection. Over the next few years, look for a 30-item series of "officially endorsed" boxcars each featuring one of the top colleges and universities in the country. This year, our offerings include University of Michigan, Florida State, University of Illinois, University of Alabama, and University of Oklahoma. Throughout the course of this offering, you can collect your favorite school or get all thirty colleges. Each item in the Collegiate Collection makes a great graduation, birthday, or holiday gift for new grads and alums of any age. Or give yourself a present—this handsome, new boxcar collection. Only from Lionel.

FEATURES:

- Die-cast metal sprung trucks and operating couplers
- Metal frame
- Opening doors
- Minimum Curve: 0-27
- Length: 10 1/4"

NEW!


(6-39281) Florida State \$44.99



(6-39289) University of Oklahoma \$44.99



(6-39287) University of Alabama \$44.99



(6-39291) University of Michigan \$44.99



(6-39286) University of Illinois \$44.99



STANDARD O FREIGHT CARS

Standard O Freight Cars

- ✓ Die-cast metal sprung trucks for improved tracking, especially through switches
- ✓ Operating couplers—uncouple cars automatically with a remote-control or uncoupling track section
- ✓ Scale proportions
- ✓ Super-detailed with many separately applied metal parts
- ✓ Prototypical paint schemes
- ✓ Minimum Curve: O-31 (Except where noted)
- ✓ Perfectly sized to match **Lionel Standard O Locomotives**

(6-27235) Railbox Modern Boxcar \$54.99



Railbox Modern Boxcar

ADDITIONAL FEATURES:

- Hidden uncoupling tabs
- Opening doors
- Length: 13 1/4"

8,000-Gallon Tank Cars

ADDITIONAL FEATURES:

- Hidden uncoupling tabs
- Separately applied metal details
- Length: 9"

(6-17959) Dow \$54.99 *



* © Trademark of The Dow Chemical Company

(6-17960) Amaizo \$54.99



NEW!



Unibody Tank Cars

ADDITIONAL FEATURES:

- Hidden uncoupling tabs
- Die-cast metal platforms, ends, and air cylinders
- Metal handrails, ladders, and warning placards
- Single and 3-Pack tank cars available in unique, sequential numbers
- Length: 11"

**DOMINO® SUGAR is the registered trademark of DOMINO FOODS, INC. or its affiliates

SAVE \$45!



NEW!

NEW!



UNIQUE ROAD NUMBER ON EACH TANK CAR

SAVE \$45!



NEW!

40' Flatcars with Covered Loads

ADDITIONAL FEATURES:

- Includes all-new removable "covered" load with simulated rope and dunnage strips
- Hidden uncoupling tabs
- Real wood deck
- Die-cast metal body
- Separately applied metal underframe details
- Length: 11 1/4"

**ALL-NEW
REALISTIC
"COVERED"
LOAD!**

**REAL
WOOD DECK**

**SEPARATELY
APPLIED METAL
UNDERFRAME
DETAILS**

(6-27541) New York Central \$62.99



(6-27542) New Haven \$62.99



(6-27543) Atchison, Topeka, & Santa Fe \$62.99



(6-27544) Grand Trunk \$62.99



**OPENING
DROP ENDS**


**ELEVEN
COKE
CONTAINERS
INCLUDED**

**SEPARATELY
APPLIED METAL
UNDERFRAME
DETAILS**

PS-5 Gondolas with Coke Containers
ADDITIONAL FEATURES:

- Eleven removable coke containers
- Opening drop ends
- Hidden uncoupling tabs
- Separately applied metal underframe details
- Length: 14 1/2"

[6-17473] New York Central \$64.99



[6-17474] Delaware & Hudson \$64.99



[6-17475] Koppers \$64.99



[6-17477] Louisville & Nashville \$64.99




U.S.R.A. Double-Sheathed Boxcars

First built during World War I, U.S.R.A. 40-ton double-sheathed boxcars were relied on heavily for hauling freight in the steam era and beyond. Featuring all-wood bodies and steel "fishbelly" underframes, many of these classic boxcars could be found on the rail lines as late as the 1960's.

ADDITIONAL FEATURES:

- All-new tooling
- Hidden uncoupling tabs
- Separately applied metal underframe details
- Opening doors
- Single-piece ladder on Great Northern
- Length: 11"

Concept model shown



Vertical brake staff on end

(6-27231) Great Northern U.S.R.A. Double-Sheathed Boxcar \$64.99

NEW!



(6-27232) Union Pacific U.S.R.A. Double-Sheathed Boxcar \$64.99

NEW!



(6-27233) Cotton Belt U.S.R.A. Double-Sheathed Boxcar \$64.99

NEW!



(6-27234) Chicago & North Western U.S.R.A. Double-Sheathed Boxcar \$64.99

NEW!





Realistic opening doors on end

Double-door Boxcars with End Doors

ADDITIONAL FEATURES:

- Opening end doors
- Hidden uncoupling tabs
- Separately applied metal underframe details
- Opening doors
- Length: 14"

(6-27218) Atchison, Topeka, and Santa Fe \$69.99



(6-27219) Great Northern \$69.99



(6-27220) Louisville & Nashville \$69.99



(6-27221) Chicago, Burlington & Quincy \$69.99



STANDARD O FREIGHT CARS

PS-2 Hoppers

ADDITIONAL FEATURES:

- Hidden uncoupling tabs
- Rotating bearing caps on Imco and Penn Central
- Die-cast metal ends
- Opening roof hatches
- 2-Pack hoppers have unique, sequential numbers
- Length: 10 1/4"




Die-cast metal end platforms

(6-27016) Union Pacific \$59.99



(6-21904) Union Pacific 2-Pack \$119.99



**UNIQUE
ROAD NUMBER
ON EACH
HOPPER**

(6-27019) Imco \$59.99



(6-21921) Imco 2-Pack \$119.99



**OPENING
ROOF
HATCHES**

(6-27022) Penn Central \$59.99

NEW!



NEW!

(6-21918) Penn Central 2-Pack \$119.99



NEW!

(6-27025) New York Central \$59.99



NEW!

(6-21930) New York Central 2-Pack \$119.99



STANDARD O FREIGHT CARS

Offset Hoppers

ADDITIONAL FEATURES:

- Hidden uncoupling tabs
- Die-cast metal body and frame
- Removable single-piece coal load
- Opening bottom hatches
- Single and 3-Pack hoppers available in unique, sequential numbers
- Length: 9 1/2"

**UNIQUE
ROAD NUMBER
ON EACH
HOPPER**

**DIE-CAST
METAL
BODIES**

NEW!

(6-27000) Chicago & Eastern Illinois \$64.99



(6-21879) Chicago & Eastern Illinois 3-Pack \$144.99



NEW!

**BUY A
3-PACK AND
SAVE \$50!**

NEW!

(6-27001) Erie \$64.99



(6-21880) Erie 3-Pack \$144.99



NEW!



Die-cast metal end platforms



Opening unloading hatches



Removable load reveals detailed interior

NEW!



(6-27002) Frisco \$64.99

NEW!



(6-21881) Frisco 3-Pack \$144.99

UNIQUE ROAD NUMBER ON EACH HOPPER

NEW!



(6-27003) Chessie System \$64.99

NEW!



(6-21882) Chessie System 3-Pack \$144.99

STANDARD O FREIGHT CARS

3-Bay Open Hoppers

Since the 1960's, high capacity 3-bay open-top hoppers have been a common sight on the railroads. Used initially in dedicated unit coal train service, these cars were also used for sand, stone, ore, scrap metal, and other services. The basic design, originally built and tested by Pennsylvania, Norfolk & Western, and Chesapeake & Ohio, was later adopted by a multitude of railroads to become a modern-era hopper standard.

ADDITIONAL FEATURES:

- Hidden uncoupling tabs
- Die-cast metal frame and body
- Rotating bearing caps
- Removable single-piece coal load
- Opening bottom hatches
- Single and 2-Pack hoppers available with unique sequential numbers
- Length: 12 3/4"

(6-27165) Chesapeake & Ohio \$69.99



NEW!

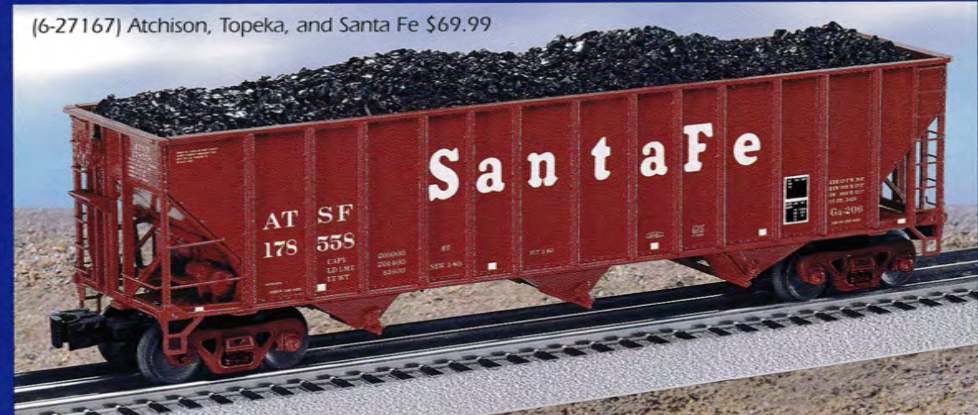
NEW!

(6-21883) Chesapeake & Ohio 2-Pack \$139.99



**UNIQUE
ROAD NUMBER
ON EACH
HOPPER**

(6-27167) Atchison, Topeka, and Santa Fe \$69.99



NEW!

NEW!

(6-21885) Atchison, Topeka, and Santa Fe 2-Pack \$139.99



ROTATING BEARING CAPS



NEW!

DIE-CAST METAL BODIES



NEW!

STANDARD O FREIGHT CARS

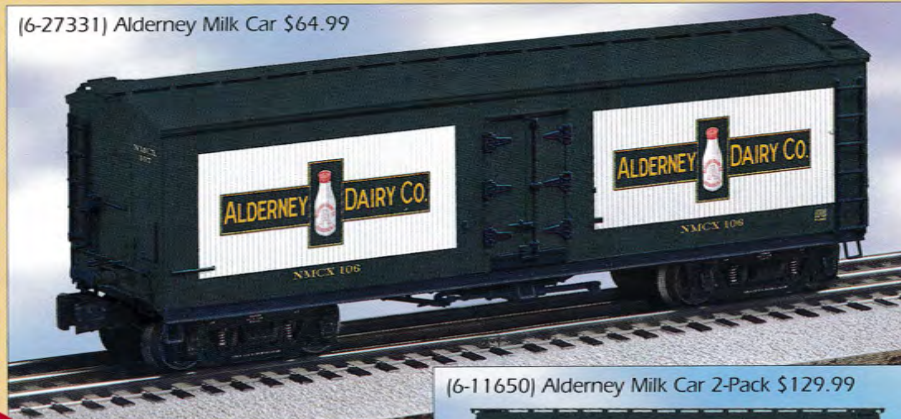
General American Milk Cars

ADDITIONAL FEATURES:

- Hidden uncoupling tabs
- Die-cast metal sprung buffers
- Separately applied metal underframe details
- Removable roof
- Plated interior milk tanks and piping
- Opening doors
- Single and 2-Pack milk cars available in unique, sequential numbers
- Length: 11 1/2"

**UNIQUE
ROAD NUMBER
ON EACH
MILK CAR
AND REEFER**

{6-27331} Alderney Milk Car \$64.99



NEW!

NEW!

{6-11650} Alderney Milk Car 2-Pack \$129.99



Steel-sided Refrigerator Cars

ADDITIONAL FEATURES:

- Hidden uncoupling tabs
- Separately applied metal underframe details
- Opening roof hatches with props
- Opening doors
- Single and 2-Pack reefers available in unique, sequential numbers
- Length: 11 1/2"

{6-27349} ADM \$64.99



NEW!

{6-27350} National \$64.99



NEW!

{6-21940} ADM 2-Pack \$129.99



NEW!

{6-21941} National 2-Pack \$129.99



NEW!

(6-27332) Freeport Milk Car \$64.99



NEW!



Removable roof reveals plated milk tanks and piping inside

(6-11651) Freeport Milk Car 2-Pack \$129.99



NEW!

(6-27355) New York Central \$64.99



NEW!

(6-27358) Dubuque \$64.99



NEW!



Plug sliding doors on each reefer

(6-21937) New York Central 2-Pack \$129.99



NEW!

(6-21939) Dubuque 2-Pack \$129.99



NEW!

NEW!

Mechanical Refrigerator Cars

By the 1960's, railroads' aging ice reefers were being rapidly replaced by vast fleets of efficient Mechanical Refrigerator Cars. Manufacturers like Pacific Car & Foundry and Western Fruit Express had developed more efficient ways to keep perishables fridge-fresh when transported by rail. These modern, diesel-powered cars have become a common and colorful site on America's rails ever since their introduction.

Lionel proudly adds the all-new Mechanical Refrigerator Car to its growing fleet of realistic Standard O freight cars. Based on actual drawings from the mid-1960's, these cars are designed with brake equipment positioned low on the ends, short ladders, and no running board on the modern roof. Slide open the vented mechanical compartment door to inspect the diesel engine on the inside of the car.

ADDITIONAL FEATURES:

- Hidden uncoupling tabs
- Rotating bearing caps
- Separately applied metal underframe details
- Opening doors
- Sliding compartment door reveals diesel engine
- Single and 2-Pack cars are available in unique, sequential road numbers
- Length: 14 1/4"

(6-27327) Burlington Northern Santa Fe \$69.99



(6-11652) Burlington Northern Santa Fe 2-Pack \$139.99



Concept model shown

NEW!

NEW!

(6-27330) Great Northern-Western Fruit Express \$69.99



(6-11655) Great Northern-Western Fruit Express 2-Pack \$139.99



NEW!



Slide open compartment door to reveal diesel engine

(6-27329) Union Pacific Fruit Express \$69.99



UNIQUE ROAD NUMBER ON EACH REEFER

NEW!

(6-11654) Union Pacific Fruit Express 2-Pack \$139.99



NEW!

(6-27328) Southern Pacific Fruit Express \$69.99



Concept model shown

NEW!

(6-11653) Southern Pacific Fruit Express 2-Pack \$139.99



NEW!

STANDARD O FREIGHT CARS

PS-4 Flatcars with Piggyback Trailers

ADDITIONAL FEATURES:

- Hidden uncoupling tabs
- Real wood flatcar deck
- Die-cast metal flatcar body
- Separately applied metal underframe details
- Opening doors and adjustable landing gear on trailers
- Spare tire under each trailer
- Ribbed sides on Lackawanna trailers
- Smooth sides on Railway Express Agency, New York Central, and Milwaukee trailers
- Single and 2-Pack cars and trailers available in unique, sequential numbers
- Recommended Minimum Curve: 0-36
- Gauge: Standard O
- Length: 14 3/4" each



Trailers feature opening doors and adjustable "landing gear"

**DIE-CAST
METAL FLATCARS
WITH REAL
WOOD DECKS**

**REALISTIC
TRAILERS!**

(6-27545) Railway Express Agency \$84.99



NEW!

(6-27562) New York Central \$84.99



NEW!

(6-27563) Lackawanna \$84.99



NEW!

(6-27564) Milwaukee Road \$84.99



NEW!

(6-21897) Railway Express Agency 2-Pack \$169.99



(6-21898) New York Central 2-Pack \$169.99



(6-21899) Lackawanna 2-Pack \$169.99



(6-21902) Milwaukee Road 2-Pack \$169.99



STANDARD O FREIGHT CARS

All-Purpose Husky Stack®

ADDITIONAL FEATURES:

- Hidden uncoupling tabs and rotating bearing caps on trucks
- Die-cast metal body
- Includes two intermodal containers featuring opening doors
- Single and 2-Pack cars and containers available in unique, sequential numbers
- Length: 16 3/8" each

NEW!

(6-27546) Greenbrier (GBRX) \$84.99



(6-21893) Greenbrier (GBRX) 2-Pack \$169.99



NEW!

(6-21894) CSX 2-Pack \$169.99

NEW!



NEW ROAD NUMBERS

See page 46



(6-27552) Arizona & California Railroad (ARCZ) \$84.99

NEW!



**UNIQUE
ROAD NUMBER
ON EACH CAR
AND
CONTAINER**

(6-21896) Arizona & California Railroad (ARCZ) 2-Pack \$169.99

NEW!



(6-21895) Burlington Northern 2-Pack \$169.99

NEW!



**NEW ROAD
NUMBERS**

STANDARD O FREIGHT CARS

Northeastern Caboosees

Originally designed by the Reading Railroad in the 1920's, the "northeastern" style caboose is recognized by its conservative center cupola and rugged, all-steel construction. These cabins were commonly found on railroads throughout the Mid-Atlantic region for many decades. Based on original drawings, the Northeastern Caboose offered by Lionel accurately recreates Reading's influential NM class of 32-foot cabooses.

ADDITIONAL FEATURES:

- All-new tooling
- Hidden uncoupling tabs
- Separately applied metal underframe details
- Smoke unit with ON/OFF control
- Train crew figure
- Detailed and painted interior
- Opening doors
- Length: 8 1/2"

**ALL-NEW
TOOLING**

Concept models shown

(6-17682) Reading \$84.99



(6-17683) Chessie System \$84.99



(6-17684) Conrail \$84.99



(6-17685) Jersey Central \$84.99



(6-27601) Union Pacific Ca-4 Caboose \$89.99

NEW!



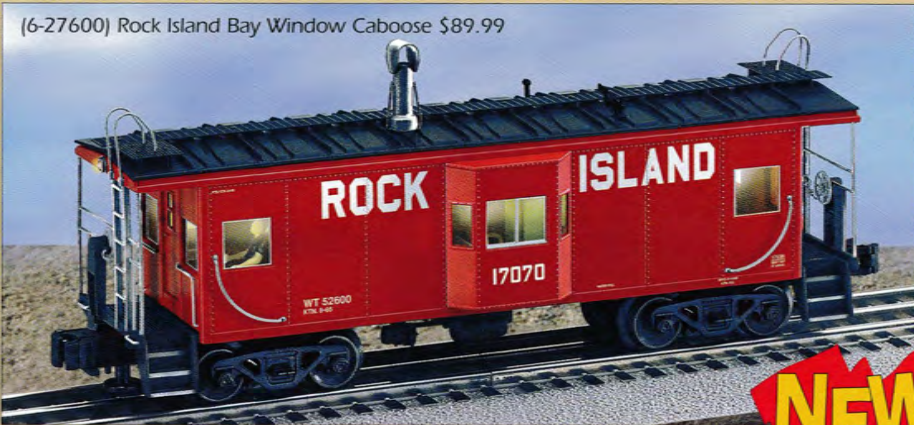
Concept model shown

Extended Vision, Bay Window, and Ca-4 Caboose

ADDITIONAL FEATURES:

- Hidden uncoupling tabs
- Rotating bearing caps on Milwaukee Road and Rock Island cabooses
- Die-cast metal sprung "Q"-type trucks on Union Pacific caboose
- Separately applied metal underframe details
- Smoke unit with ON/OFF control
- Train crew figures
- Detailed and painted interior
- Interior illumination
- Exterior end lights
- Opening doors
- Length: Rock Island and Milwaukee Road: 10 1/2" Union Pacific: 10"

(6-27600) Rock Island Bay Window Caboose \$89.99



See page 88



See page 83

NEW!

(6-27601) Milwaukee Road Extended Vision Caboose \$89.99



See page 90



See page 93



See page 92

NEW!

Operating Cars

- ✓ Lights, sound, action
- ✓ Die-cast metal trucks and operating couplers (Except page 144)
- ✓ Classic reissues
- ✓ All-new innovative designs
- ✓ Perfect additions to Lionel train sets
- ✓ Minimum Curve: 0-27 (Except where noted)

Union Pacific Coal Dump Car

ADDITIONAL FEATURES:

- Dumps coal at the touch of a button (Remote control track section required)
- Includes coal load and unloading bin
- Length: 11"

British Columbia Log Dump Car

ADDITIONAL FEATURES:

- Dumps logs at the touch of a button (Remote control track section required)
- Includes log load and unloading bin
- Length: 10"

New York Central Derrick Car

ADDITIONAL FEATURES:

- Movable boom
- Operating winch
- Length: 11"

Pennsylvania Searchlight Car

ADDITIONAL FEATURES:

- Illuminated searchlight
- Manually adjustable light position
- Length: 11"

(6-36811) Union Pacific Coal Dump Car \$34.99



(6-36809) New York Central Derrick Car \$34.99




(6-36812) British Columbia Log Dump Car \$34.99



(6-36810) Pennsylvania Searchlight Car \$34.99



(6-26869) Railway Express Agency Jumping Hobo Boxcar \$69.99



Railway Express Agency Jumping Hobo Boxcar

ADDITIONAL FEATURES:

- Hobo figure jumps aboard boxcar to avoid the railroad cop
- Opening doors
- Sprung trucks
- Length: 10 1/4"

Animated Caboosees

ADDITIONAL FEATURES:

- Holding an illuminated lantern, the hand-painted brakeman moves smoothly back and forth on the platform
- Operates via track power
- ON/OFF switch
- Interior illumination
- Metal frame, ladders, toolboxes, and smokestack
- Length: 7 1/4"

(6-26865) CP Rail \$79.99



LIGHTED LANTERN

(6-36814) Rio Grande \$79.99



Figure moves back and forth

NEW!

Maintenance of Way Welding Car

ADDITIONAL FEATURES:

- LED light simulates the glow of a welder's arc light when car is in motion
- Length: 10 3/4"

Santa Fe Moe & Joe Flatcar

ADDITIONAL FEATURES:

- Moe & Joe figures unload boards at the touch of a button
- Remote Control Track section required
- Real wood load
- Metal unloading superstructure
- Includes unloading bin
- Length: 11"

Union Pacific Walking Brakeman Car

ADDITIONAL FEATURES:

- Brakeman figure moves back and forth along roofwalk, via track power
- Powerful maintenance-free motor with ON/OFF switch
- Metal frame
- Length: 10 1/2"

(6-36831) Maintenance of Way Welding Car \$74.99



NEW!

(6-36815) Santa Fe Moe & Joe Flatcar \$79.99



NEW!

Unloading bin included

(6-26854) Union Pacific Walking Brakeman Car \$74.99





**PROGRAMMABLE
OPERATION**

NEW!



Coal and bin included



(6-26849) Southern Pacific Log Dump Car \$79.99



Logs and bin included

**Chesapeake & Ohio
Coal Dump Car**

ADDITIONAL FEATURES:

- Dumps coal at the touch of a button
- Remote Control Track section required
- Includes coal load and unloading bin
- Die-cast metal frame and metal dumping frame
- Length: 9 1/2"

U.S. Steel Searchlight Car

ADDITIONAL FEATURES:

- Illuminated searchlight rotates via track power
- Adjust the searchlight's brightness as well as the rate of rotation with any Remote Control Track section
- Die-cast metal body
- Length: 9 3/4"

**Southern Pacific Log
Dump Car**

ADDITIONAL FEATURES:

- Dumps logs at the touch of a button
- Remote Control Track section required
- Includes log load and unloading bin
- Die-cast metal frame and metal dumping frame
- Length: 9"

AlienSmoke Boxcar

What kind of alien creature is standing in the smoky doorway of this boxcar? Is he checking out the terrain or getting ready to jump from the mysterious AlienSmoke boxcar interior? Add this car to your boxcar collection for lots of space-themed fun and action.

ADDITIONAL FEATURES:

- AlienSmoke wafts out open doors
- Die-cast metal trucks and operating couplers
- ON/OFF switch
- Metal frame
- Opening doors
- Interior illumination
- Alien figure in boxcar
- Length: 10 1/2"

(6-36824) AlienSmoke Boxcar \$109.99



Concept model shown

NEW!

Alien Radioactive Car

What otherworldly substances are transported on this radioactive flatcar moving to and from Area 51 on the Groom Lake Railroad? Use your imagination ... it could be any number of strange materials. Add this car to your collection of space-themed rolling stock.

ADDITIONAL FEATURES:

- Die-cast metal trucks and operating couplers
- Blinking lights in containers
- Length: 11"

(6-36829) Alien Radioactive Car \$69.99



NEW!

AlienSounds Boxcar

Brace yourself for some out-of-this-world sounds, including the zoom of spaceships, the blast of phasers, and alien chatter. A variety of sounds are activated by pushing the whistle, bell, or brake button on your conventional transformer. Create your own alien express by adding the AlienSounds Boxcar and other space-themed rolling stock to your layout.

ADDITIONAL FEATURES:

- AlienSounds, including the sound of spaceships, phaser blasts, and alien chatter
- Many sounds operator-controlled
- Die-cast metal trucks and operating couplers
- Volume control and ON/OFF switch
- Conventional transformer control
- Metal frame
- Length: 10 1/2"

(6-26867) AlienSounds Boxcar \$109.99



From page 115

NEW!

(6-29865) Southern Operating Barrel Car \$74.99



NEW!

Southern Operating Barrel Car

ADDITIONAL FEATURES:

- At the push of a button, the hand-painted figure pushes the barrels off of the car (Remote Control Track section required)
- Metal barrel channel and frame
- Six wooden barrels
- Includes unloading bin
- Length: 11"



Wooden barrels and unloading bin included

(6-29866) Pirates Aquarium Car \$74.99



NEW!

Pirates Aquarium Car

ADDITIONAL FEATURES:

- Powerful maintenance-free motor with ON/OFF switch
- Interior illumination
- Metal frame
- Length: 10 1/2"



Colorful pirate scene

(6-29855) Lionel Lines Operating Milk Car \$139.99



NEW!

Lionel Lines Operating Milk Car

ADDITIONAL FEATURES:

- Figure unloads cans onto the platform at the touch of a button
- Remote Control Track section required
- Seven milk cans and figure
- Metal platform compatible with the FasTrack track system
- Length: 11 1/2"



Figure unloads milk cans onto the platform

TrainSounds Rolling Stock

Bring the mournful whistle of a steamer or the rumbling of a powerful diesel to any Lionel train set or traditional locomotive. Equipped with a digitally-recorded sound system, TrainSounds rolling stock is available in both steam and diesel versions. Since these cars run on track power with a conventional transformer, batteries and Command Control are not required. Push your whistle/horn button, and you will even hear different "Stand by" or "Clear for departure" messages. TrainSounds cabooses feature multi-part crew dialog.

TrainSounds™

Lionel Lines Steam TrainSounds Tender

FEATURES:

- TrainSounds sound system with steam chuffing, steam whistle, bell, squealing brakes, and operator-controlled multi-part crew dialog
- Conventional transformer control
- Removable front coupler for use behind another tender
- Die-cast metal trucks and operating coupler
- Metal frame
- Length: 8 1/2"

(6-26832) Lionel Lines Steam TrainSounds Tender \$104.99



TrainSounds Boxcars

FEATURES:

- TrainSounds sound system with bell, squealing brakes, and operator-controlled multi-part crew dialog
- Steam version includes steam chuffing and steam whistle
- Diesel version includes diesel engine revving and air horn
- Volume control and ON/OFF switch
- Conventional transformer control
- Die-cast metal trucks and operating couplers
- Metal frame
- Length: 10 1/2"

(6-26860) Baltimore & Ohio Boxcar with Steam TrainSounds \$109.99



(6-26861) Santa Fe Boxcar with Diesel TrainSounds \$109.99



(6-29834) Lionel Lines TrainSounds Bay Window Caboose \$159.99



TrainSounds Caboose

FEATURES:

- TrainSounds sound system with multi-part crew dialog
- Operates in the TMCC and conventional environment
- Volume control and ON/OFF switch
- Die-cast metal trucks and operating couplers
- Metal frame
- Interior and rear lighting
- Length: 10 1/4"

(6-29835) Southern Pacific TrainSounds Bay Window Caboose \$159.99



**ADD
GREAT SOUNDS
TO ANY
TRAIN SET!**



See page 66

Jet Snow Blowers

Clearing snow from the mainline is a constant challenge for railroads in winter. Over the years, the railroads have implemented numerous snow plow designs, including wedge-shaped plows and massive rotary snowplows.

The most exciting method of clearing snow is the jet snow blower. With a jet engine mounted on a railcar, the railroads were able to clear snow in a dramatic way. The jet nozzle was aimed at the track to blow and melt the snow off the rails.

The Lionel Jet Snow Blower is the perfect complement to your traditional locomotives and MoW equipment.

FEATURES:

- Jet engine blasts smoke at the track
- Realistic jet engine sounds
- ON/OFF switch
- Die-cast metal trucks and operating couplers
- Minimum Curve: 0-27
- Length: 11"

**BLASTS
SMOKE AT
TRACK!**

**REALISTIC
JET ENGINE
SOUNDS!**



(6-29867) New York Central
Jet Snow Blower \$119.99



(6-29868) Alaska
Jet Snow Blower \$119.99



(6-29870) MoW
Jet Snow Blower \$119.99

Concept model shown

CP Rail Command Control Crane Car

Pull this die-cast metal workhorse into place and take complete command of M.o.W. operations anywhere on your layout. Equipped with the TrainMaster Command Control system, this new crane car offers full remote control operation from the boom to the hooks to the outriggers. Add the matching boom car for one of the most realistic experiences in O gauge.

FEATURES:

- **TrainMaster Command Control** operation including 360 degree cab rotation, up and down action of the boom, independent control of the main and auxiliary hooks, independent control of the front and rear work lights and deployment of all six outriggers
- **TMCC CAB-1** Remote Controller and **TMCC Command Base** required
- Four powerful, maintenance-free motors
- Die-cast metal six-wheel sprung trucks
- Front and rear **ElectroCouplers**
- Die-cast metal body, frame and boom
- Operating front and rear work lights
- Opening cab doors
- 12 outrigger supports included for use on traditional O gauge, 0-27 or FasTrack track
- Minimum Curve: 0-31
- Length: 10 3/4"

CP Rail Command Control Boom Car

Add this matching boom car to take command control railroading to a whole new level. Listen as the diesel engine sputters and comes to life. Turn the cab or lower the hook and hear the gears or winch engage. Deploy the outriggers and hear the sounds of steel girders snapping into place. Each effect is synchronized to the action of the crane car. Listen as the crane operator takes directions from his foreman, who sometimes just shouts a cautionary reminder of "Safety First!"

FEATURES:

- **TrainMaster Command Control** equipped
- **RailSounds** sound system including diesel engine revving, air horn, couplers and multi-part crew/foreman dialog
- Synchronized boom, winch and outrigger effects
- Special start-up and shut down sequences
- Die-cast metal trucks and operating couplers
- Die-cast metal flatcar
- Wood flatcar deck
- Metal underframe details
- Minimum Curve: 0-31
- Length: 11 1/4"



CP 414475
Die-cast metal 6-wheel sprung and equalized trucks



Remotely deployed outriggers and front and rear ElectroCouplers



Operating front and rear work lights



INDEPENDENTLY OPERATING BOOM

NEW!

(6-29858) CP Rail Command Control Crane Car \$319.99



Real wood deck

NEW!



(6-29859) CP Rail Command Control Boom Car \$209.99

INDEPENDENT CONTROL OF MAIN AND AUXILIARY HOOKS



Create your own work train

TRADITIONAL PASSENGER CARS

Traditional Passenger Cars

- ✓ Operating couplers—uncouple cars automatically with a remote-control or uncoupling track section
- ✓ Realistic interior illumination
- ✓ Minimum Curve: 0-27
- ✓ Perfectly sized to match Lionel Traditional Locomotives

Traditional Passenger Car Add-ons

Most long distance train travelers enjoy the opportunity to view the scenery outside the train, grab a sandwich or a meal, and rest assured that their luggage and other packages will be safely stored until they arrive at their destination. Now you can add a Vista Dome, Diner, or Baggage Car to your own train set for even more layout options and passenger service fun!

Additional Features:

- Operating couplers – uncouple cars automatically with a remote-control or uncoupling track section
- Realistic interior illumination
- Minimum Curve: 0-27
- Perfectly sized to match Lionel Traditional Locomotives
- Length: 11 3/4", except diner (13 1/4")

(6-25196) North Pole Central Vista Dome \$39.99

NEW!



(6-25198) Pennsylvania Vista Dome \$39.99

NEW!



(6-35100) New York Central Vista Dome \$39.99

NEW!



**ADD A
VISTA DOME, DINER,
OR BAGGAGE CAR
TO YOUR PASSENGER
EXPANSION
PACK!**

(6-25197) North Pole Central Baggage Car \$39.99


NEW!



See page 14

(6-25199) Pennsylvania Baggage Car \$39.99

NEW!



See page 6

(6-35101) New York Central Baggage Car \$39.99

NEW!



See page 8

(6-35102) El Capitan Streamliner Diner \$64.99

NEW!



See page 30

TRADITIONAL PASSENGER CARS

Streamliners

These sleek art deco-inspired streamliners provide an easy way to add passenger service to any O gauge layout. Each set includes cars with die-cast metal trucks and illuminated interiors.

4-PACK INCLUDES:

- Baggage car or combination car, coach, vista dome car, observation car

2-PACK INCLUDES:

- Diner, coach

ADDITIONAL FEATURES:

- Die-cast metal trucks and operating couplers
- Authentically detailed interiors
- Flexible diaphragms between cars
- Opening doors

TRANSOUNDS FEATURES:

- TrainSounds sound system with multi-part crew dialog

- TrainMaster Command Control or conventional transformer control
- Volume control and ON/OFF switch
- Length: 4-Pack: 53"
2-Pack: 26 1/2"
Single: 13 1/4"

**DIE-CAST
METAL
TRUCKS**



See page 81

NEW!



(6-25187) Great Northern Streamliner 4-Pack \$219.99

NEW!



(6-25189) Great Northern Streamliner TrainSounds Baggage Car \$159.99



(6-25188) Great Northern Streamliner 2-Pack \$124.99

NEW!



(6-25156) California Zephyr Streamliner 4-Pack \$219.99



(6-25178) California Zephyr Streamliner TrainSounds Baggage Car \$159.99



(6-25161) California Zephyr Streamliner 2-Pack \$124.99

**DIE-CAST
METAL
TRUCKS**

Madison Passenger Cars

The perfect complement to your Mikado steam locomotive, these beautifully decorated Madison cars allow you to create a magnificent passenger train.

4-PACK INCLUDES:

- Baggage car, two coaches, observation car

2-PACK INCLUDES:

- Diner, coach

ADDITIONAL FEATURES:

- Die-cast metal trucks and operating couplers
- Authentically detailed interiors
- Flexible diaphragms between cars
- Opening doors

TRAINSOUNDS FEATURES:

- TrainSounds sound system with multi-part crew dialog

- TrainMaster Command Control or conventional transformer control
- Volume control and ON/OFF switch
- Length: 4-Pack: 58 1/2"
2-Pack: 29 1/4"
Single: 14 5/8"



(6-25148) Baltimore and Ohio Madison Car 4-Pack \$219.99




(6-25176) Baltimore and Ohio TrainSounds Baggage Car \$159.99



(6-25153) Baltimore and Ohio Madison Car 2-Pack \$124.99



(6-25164) Union Pacific Madison Car 4-Pack \$219.99



(6-25177) Union Pacific TrainSounds Baggage Car \$159.99



(6-25169) Union Pacific Madison Car 2-Pack \$124.99

Standard O Passenger Cars

- ✓ Die-cast metal sprung trucks for improved tracking, especially through switches
- ✓ Super-detailed with many separately applied parts
- ✓ Detailed interior floor plans with hand-painted figure
- ✓ Realistic interior and exterior lighting
- ✓ Perfectly sized to match **Lionel Standard O Locomotives**



See page 68

Heavyweight Passenger Cars

The perfect complement to your Santa Fe Atlantic or C&O F-19 steam locomotives, these heavyweight cars feature classic decoration and detailed interiors.

4-PACK INCLUDES:

- Combination car, coach, sleeper, observation car

2-PACK INCLUDES:

- Coach or Baggage car, sleeper

FEATURES:

- Die-cast metal sprung trucks and operating couplers with hidden uncoupling tab
- Flexible diaphragms between cars
- Opening doors
- Metal frame
- Authentically detailed and painted interior
- Overhead interior lighting with ON/OFF switch
- Passenger and train crew figures

STATIONSOUNDS SOUND SYSTEM FEATURES:

- Accessible with either the TrainMaster Command Control system or a conventional transformer
- Custom recordings featuring multiple characters allow you to recreate an entire rail journey - from departure to arrival at your final destination
- Arrival/departure announcements, dining reservation calls, and other en route dialog
- "Clickety-clack" of the cars as they roll down the rails
- Minimum Curve: 0-54
- Length: Single car: 19"

NEW!



(6-25505) Santa Fe Heavyweight StationSounds Diner \$294.99



NEW!



(6-25503) Santa Fe Heavyweight 4-Pack \$494.99



(6-15575) C&O Heavyweight StationSounds Diner \$294.99



(6-15597) C&O Heavyweight 4-Pack \$494.99



See page 70


(6-25504) Santa Fe Heavyweight 2-Pack \$264.99



NEW!



(6-15576) C&O Heavyweight 2-Pack \$264.99



STANDARD O PASSENGER CARS



See page 96



See page 96



(6-25520) Pennsylvania Heavyweight StationSounds Diner \$294.99

NEW!



Heavyweight Cars

The perfect complement to your E7 diesel locomotives, these heavyweight cars feature classic decoration and detailed interiors.

4-PACK INCLUDES:

- Baggage or combination car, coach, sleeper, observation car

2-PACK INCLUDES:

- Coach, sleeper

FEATURES:

- Die-cast metal sprung trucks and operating couplers with hidden uncoupling tab
- Flexible diaphragms between cars
- Opening doors
- Authentically detailed and painted interior
- Overhead interior lighting with ON/OFF switch
- Passenger and train crew figures

STATIONSOUNDS SOUND SYSTEM FEATURES:

- Accessible with either the TrainMaster Command Control system or a conventional transformer
- Custom recordings featuring multiple characters allow you to recreate an entire rail journey - from departure to arrival at your final destination
- Arrival/departure announcements, dining reservation calls, and other en route dialog
- "Clickety-clack" of the cars as they roll down the rails
- Minimum Curve: 0-54
- Length: Single car: 19"



NEW!

(6-25518) Pennsylvania Heavyweight 4-Pack \$494.99



(6-25523) Baltimore and Ohio Heavyweight StationSounds Diner \$294.99

NEW!




NEW!

(6-25521) Baltimore and Ohio Heavyweight 4-Pack \$494.99



(6-25519) Pennsylvania Heavyweight 2-Pack \$264.99



(6-25522) Baltimore and Ohio Heavyweight 2-Pack \$264.99



STANDARD O PASSENGER CARS

Heavyweight Cars

Decorated for service on the Milwaukee Road and Southern Pacific mainlines, this signature varnish is prepared for service with the famous Bipolar electric and GS-4 steam locomotive.

4-PACK INCLUDES:

- Baggage or combination car, coach, sleeper, observation car

2-PACK INCLUDES:

- Coach, sleeper

FEATURES:

- Die-cast metal sprung trucks and operating couplers with hidden uncoupling tab
- Flexible diaphragms between cars
- Opening doors
- Authentically detailed and painted interior
- Overhead interior lighting with ON/OFF switch
- Passenger and train crew figures

STATIONSOUNDS SOUND SYSTEM FEATURES:

- Accessible with either the TrainMaster Command Control system or a conventional transformer
- Custom recordings featuring multiple characters allow you to recreate an entire rail journey - from departure to arrival at your final destination
- Arrival/departure announcements, dining reservation calls, and other en route dialog
- "Clickety-clack" of the cars as they roll down the rails
- Minimum Curve: 0-54
- Length: Single car: 19"

NEW!

(6-25508) Southern Pacific Heavyweight StationSounds Diner \$294.99



(6-25506) Southern Pacific Heavyweight 4-Pack \$494.99



NEW!



See page 72

NEW!

(6-25517) Milwaukee Road Heavyweight StationSounds Diner \$294.99



(6-25515) Milwaukee Road Heavyweight 4-Pack \$494.99



NEW!



See page 106

NEW!

(6-25507) Southern Pacific Heavyweight 2-Pack \$264.99



NEW!

(6-25516) Milwaukee Road Heavyweight 2-Pack \$264.99



STANDARD O PASSENGER CARS

Texas Special 21" Passenger Cars

Expand the Texas Special Set (6-31755) with a 2-Pack and StationSounds Diner to make a striking consist.

2-PACK INCLUDES:

- Two sleepers

DINER INCLUDES

- StationSounds sound system

FEATURES:

- Die-cast metal sprung trucks with rotating bearing caps and operating couplers with hidden uncoupling tab
- Diaphragms between cars
- Extruded aluminum bodies with flush fitting windows
- Metal frames
- Authentically detailed and painted interiors
- Passenger figures
- Interior lighting with ON/OFF control

STATIONSOUNDS SOUND SYSTEM FEATURES:

- Accessible with the Lionel LEGACY Control System, TMCC, or a conventional transformer
- Custom recordings featuring multiple characters allow you to recreate an entire rail journey from departure to arrival at your final destination
- Arrival/departure announcements, dining reservation calls, and other en route dialog
- "Clickety-clack" of the cars as they roll down the rails
- Minimum Curve: 0-54
- Length: 2-Pack: 42"
Single Car: 21"

(6-25496) Texas Special 21" StationSounds Diner \$299.99



NEW!



See page 104

Pennsylvania 18" Aluminum Passenger Cars

The finest aluminum passenger cars in O gauge are now dressed for service as the Pennsylvania Congressional. An add-on 2-Pack and StationSounds diner are available also.

4-PACK INCLUDES:

- Two coaches, parlor, observation car

2-PACK INCLUDES:

- Coach, parlor

DINER INCLUDES

- StationSounds sound system

FEATURES:

- Die-cast metal sprung trucks with operating couplers with hidden uncoupling tab
- Operating diaphragms between cars
- Extruded aluminum bodies with flush fitting windows
- Metal frames
- Authentically detailed and painted interiors
- Passenger figures
- Interior lighting with ON/OFF control

STATIONSOUNDS SOUND SYSTEM FEATURES:

- Accessible with either TrainMaster Command Control or a conventional transformer
- Custom recordings featuring multiple characters allow you to recreate an entire rail journey from departure to arrival at your final destination
- Arrival/departure announcements, dining reservation calls, and other en route dialog
- "Clickety-clack" of the cars as they roll down the rails
- Minimum Curve: 0-54
- Length: 4-Pack: 76"
2-Pack: 38"
Single car: 19"

(6-25458) Pennsylvania Congressional StationSounds Diner \$299.99



(6-25450) Pennsylvania Congressional 4-Pack \$579.99



(6-25512) Texas Special Passenger Car 2-Pack \$299.99



NEW!



See page 58

NEW!

(6-25455) Pennsylvania Congressional 2-Pack \$299.99



American Flyer

- ✓ S Gauge
- ✓ Operating couplers
- ✓ Classic A.C. Gilbert reissues
- ✓ All-new innovative designs

New York Central Docksider Switcher Set

After forty years, a new ready-to-run American Flyer train set is available once again! Led by the classic 0-6-0 Docksider Switcher, this handsome and colorful set—complete with track and transformer—offers affordable fun for the entire family. Get someone started with an American Flyer layout!

SET INCLUDES:

- 0-6-0 Docksider Switcher, coal hopper, boxcar, caboose, four straight 10" track sections, twelve 54"-diameter curved track sections, lock-on, 32-watt transformer

LOCOMOTIVE FEATURES:

- Transformer controlled forward, neutral, and reverse operation
- Powerful maintenance-free motor with momentum flywheel
- Directional lighting, including operating headlight and back-up light
- Front and rear operating couplers
- Traction tires
- Puffing smoke unit
- Die-cast metal frame
- Length: 7 1/2"

ROLLING STOCK FEATURES:

- Die-cast metal trucks
- Removable coal load on hopper
- Metal frame on boxcar and caboose
- Opening doors on boxcar
- Interior illumination in caboose

READY-TO-RUN!



[6-49618] New York Central Docksider Switcher Set \$299.99

NEW!



[6-49617] Blue Comet Train Set \$839.99

NEW!

AMERICAN FLYER®



Blue Comet Train Set

Sometimes seen racing airplanes en route along the edge of the ocean, the New Jersey Central Blue Comet holds a near mythical status among railfans and railroaders. The train only ran from 1929 to 1941 when relentless competition from the Pennsylvania Railroad and massive proliferation of the automobile brought a premature end to the "Symphony in Blue."

An add-on heavyweight passenger car 2-Pack is available separately.

SET INCLUDES:

- Pacific locomotive and tender, baggage car, two coaches, observation car

LOCOMOTIVE FEATURES:

- **Lionel LEGACY Control System** equipped—able to run in Command Control Mode or in Conventional Transformer Control Mode with most American Flyer and Lionel transformers
- **RailSounds 5.0** sound system with custom recorded effects including:
 - Multi-part CrewTalk dialog and TowerCom announcements to create realistic operating scenarios, from pulling out of the yard to initiating an emergency stop

- Realistic operator-controlled effects, including the water injector
- **DynaChuff** synchronized chuffing that shifts through 15 levels of intensity as the locomotive gains speed
- Simulate the locomotive running light or battling against a heavy load by manually adjusting the DynaChuff intensity level
- MultiWhistle effect simulates blows at different steam pressures, long and short attacks, and even extra quilling with each press of the whistle button
- Independently adjustable volume control—use your Remote Controller to lower the level of background effects such as chuffing, while keeping operator-controlled effects such as the whistle at full volume
- Many operator-controlled effects, including CrewTalk dialog and TowerCom announcements, are accessible using only a conventional transformer
- Powerful maintenance-free motor with momentum flywheel
- Wireless tether connection between locomotive and tender
- Directional lighting with operating headlight and back-up light on rear of tender

- Illuminated classification lights on front of locomotive
- Die-cast metal locomotive body, frame, pilot, and trucks
- Traction tires
- Operating smoke unit
- Separately applied metal details
- Accurate separately applied builder's plates
- Illuminated cab interior
- Engineer and fireman figures
- Die-cast metal tender body and trucks

PASSENGER CARS FEATURE:

- Die-cast metal trucks
- Metal frame
- Window silhouettes
- Interior lighting with ON/OFF switch
- Length: Approx. 62 1/2"



See page 174 for 2-Pack

AMERICAN FLYER

Caboose

FEATURES:

- Die-cast metal trucks
- Metal frame
- Interior lighting
- Length: 7"

(6-48741) C&NW Extended Vision Caboose \$54.99



(6-48742) American Flyer Caboose \$54.99



(6-48743) Chesapeake & Ohio Caboose \$54.99



Pennsylvania Docksider Switcher

An affordable addition to your roster of American Flyer steam locomotives, the mighty Pennsylvania 0-6-0 docksider switcher is ready for duty on your layout.

FEATURES:

- Transformer controlled forward, neutral, and reverse operation
- Powerful maintenance-free motor with momentum flywheel
- Directional lighting, including operating headlight and back-up light
- Front and rear operating couplers
- Traction tires
- Puffing smoke unit
- Die-cast metal frame
- Length: 7 1/2"

(6-48062) Pennsylvania Docksider Switcher \$109.99



(6-48067) C&NW Baldwin Switcher \$264.99



C&NW Baldwin Switcher

Featuring die-cast metal trucks and directional lighting, the Baldwin switcher appears in the C&NW livery.

FEATURES:

- Die-cast metal trucks
- Transformer controlled forward, neutral, and reverse operation
- Directional lighting with operating headlight, and back-up light
- Powerful maintenance-free motor
- Metal frame
- Length: 9"

SD9 Diesel Locomotives

New for 2007, the SD9 diesel locomotive appears in Union Pacific colors and in classic American Flyer blue and yellow.

FEATURES:

- Die-cast metal 6-wheel trucks
- Die-cast metal frame
- Transformer controlled forward, neutral, and reverse operation
- Powerful maintenance-free motor
- Interior illumination
- Traction tires
- Length: 10 3/4"

(6-48065) American Flyer SD9 \$274.99



2-8-2 Mikado Steam Locomotives

The highly detailed American Flyer 2-8-2 Mikado appears in the Pennsylvania and Chesapeake & Ohio liveries. Each of these scaled S gauge steamers offers the latest high performance features, including the Lionel LEGACY Control System. Most RailSounds 5.0 effects are also triggered with only a conventional transformer.

FEATURES:

- **Lionel LEGACY Control System** equipped—able to run in Command Control Mode or in Conventional Transformer Control Mode with most American Flyer and Lionel transformers
- **RailSounds 5.0** sound system with custom recorded effects including:
- Multi-part CrewTalk dialog and TowerCom announcements to create realistic operating scenarios, from pulling out of the yard to initiating an emergency stop

- Realistic operator-controlled effects, including the water injector, activated by the CAB-1 Remote Controller
- DynaChuff synchronized chuffing that shifts through 15 levels of intensity as the locomotive gains speed
- Simulate the locomotive running light or battling against a heavy load by manually adjusting the DynaChuff intensity level with CAB-1 commands
- MultiWhistle effect simulates blows at different steam pressures, long and short attacks, and even extra quilling with each press of the whistle button
- Independently adjustable volume control—use your CAB-1 Remote Controller to lower the level of background effects such as chuffing, while keeping operator-controlled effects such as the whistle at full volume

- Many operator-controlled effects, including CrewTalk dialog and TowerCom announcements, are accessible using only a conventional transformer
- Powerful maintenance-free motor with momentum flywheel
- **Wireless Tether** connection between locomotive and tender
- Directional lighting, with operating headlight and back-up light on rear of tender
- Illuminated classification lights on front of locomotive
- Die-cast metal locomotive body, frame, pilot, and trucks
- Traction tires
- Operating smoke unit
- Separately applied metal details
- Accurate separately applied builder's plates
- Illuminated cab interior
- Engineer and fireman figures
- Die-cast metal tender body and trucks
- Length: 15 1/2"

(6-48060) Chesapeake & Ohio 2-8-2 Mikado \$649.99



(6-48066) Union Pacific SD9 \$274.99



(6-48053) Pennsylvania 2-8-2 Mikado \$649.99



Boxcars

ADDITIONAL FEATURES:

- Die-cast metal trucks
- Metal frame
- Opening doors
- Length: 8 3/8"

Needham Reefer

ADDITIONAL FEATURES:

- Die-cast metal trucks
- Metal frame
- Opening doors
- Length: 8 3/8"

CP Rail Stock Car

ADDITIONAL FEATURES:

- Die-cast metal trucks
- Metal frame
- Opening doors
- Length: 8 3/8"

Milwaukee Road 3-Bay Hopper

ADDITIONAL FEATURES:

- Die-cast metal trucks
- Removable cover
- Length: 8"

Simonin's 3-Dome Tank Car

ADDITIONAL FEATURES:

- Die-cast metal trucks
- Metal handrails
- Length: 7 5/8"

Philadelphia Quartz Single-Dome Tank Car

ADDITIONAL FEATURES:

- Die-cast metal trucks
- Metal handrails and ladders
- Length: 7 5/8"

Pennsylvania Flatcar with Piggyback Trailers

ADDITIONAL FEATURES:

- Die-cast metal trucks
- Two removable trailers
- Length: 8 3/8"

Union Pacific Gondola with Canisters

ADDITIONAL FEATURES:

- Die-cast metal trucks
- Includes two removable canisters
- Length: 8 3/4"

Great Northern Depressed Center Service Car

ADDITIONAL FEATURES:

- Die-cast metal six-wheel trucks
- Die-cast metal body
- Two canisters, tool box, and barrel on deck
- Length: 10"

AMERICAN FLYER

(6-48366) Jersey Central Boxcar \$54.99

NEW!



(6-48370) UPS® Boxcar \$54.99*

*UPS, the UPS shield, and the color brown are trademarks of United Parcel Service of America, Inc. used under license.

NEW!



(6-48367) CP Rail Stock Car \$54.99

NEW!



(6-48815) Needham Reefer \$54.99

NEW!



(6-48630) Milwaukee Road 3-Bay Hopper \$54.99



NEW!

(48548) Pennsylvania Flatcar with Piggyback Trailers \$54.99



NEW!

(6-48422) Simonin's 3-Dome Tank Car \$54.99



NEW!

(6-48549) Union Pacific Gondola with Canisters \$54.99



NEW!

(6-48421) Philadelphia Quartz Single-Dome Tank Car \$54.99



NEW!

(6-48550) Great Northern Depressed Center Service Car \$59.99



NEW!

Chesapeake & Ohio Tie Car

ADDITIONAL FEATURES:

- Four wooden ties
- Operating contactor included
- Length: 8 3/8"

Santa Fe Log Dump Car

ADDITIONAL FEATURES:

- Operating contactor and dumping bin included
- Four wooden logs
- Length: 7 7/16"

Chessie System Animated Caboose

ADDITIONAL FEATURES:

- Brakeman figure moves back and forth on rear platform via track power
- Interior lighting
- Metal frame
- Length: 7"

Denver & Rio Grande Western Walking Brakeman Car

ADDITIONAL FEATURES:

- Brakeman moves smoothly back and forth along roofwalk via track power
- Maintenance-free motor
- Metal frame
- Length: 8 3/8"

Erie Coal Dump Car

ADDITIONAL FEATURES:

- Operating contactor and dumping bin included
- Coal load included
- Length: 7 7/16"

Maintenance of Way Boom Car

ADDITIONAL FEATURES:

- Die-cast metal trucks
- Matching crane car sold separately
- Length: 8 3/8"

Maintenance of Way Crane Car

ADDITIONAL FEATURES:

- Die-cast metal 6-wheel trucks
- Die-cast metal frame, hook, block, jack stand and winding wheels
- Manually rotating cab
- Manually operating boom and block
- Matching boom car sold separately
- Length: 8 3/8"

(6-48740) Maintenance of Way Boom Car \$54.99



(6-49037) Maintenance of Way Crane Car \$84.99



(6-49039) Santa Fe Log Dump Car \$84.99



SANTA FE
DECORATION
ON TOP OF
TRAY

AMERICAN FLYER®

(6-49041) Chesapeake & Ohio Tie Car \$69.99



NEW!

Ties eject from moving car



(6-49040) Chessie System Animated Caboose \$84.99



NEW!

Brakeman moves back and forth



(6-49038) Denver & Rio Grande Western Walking Brakeman Car \$84.99



NEW!

(6-49042) Erie Coal Dump Car \$84.99



NEW!

American Flyer Heavyweight Passenger Cars

New for 2007, American Flyer Heavyweight Passenger Cars are available in New York Central and Pennsylvania liveries. An add-on 2-Pack is also available for the Blue Comet Set.

4-PACK INCLUDES:

- Combination car, coach, sleeper, observation car

2-PACK INCLUDES:

- Baggage car, sleeper or coach

FEATURES:

- Die-cast metal sprung trucks and operating couplers
- Interior lighting with ON/OFF switch
- Metal frames
- Underbody detail
- Length: 4-Pack Approx. 47"
2-Pack Approx. 23 1/2"

AMERICAN FLYER®

(6-48990) New York Central Heavyweight 4-Pack \$264.99



See page 169

(6-48992) Pennsylvania Heavyweight 4-Pack \$264.99



See page 166

(6-48991) New York Central Heavyweight 2-Pack \$139.99



NEW!



NEW!

(6-48993) Pennsylvania Heavyweight 2-Pack \$139.99



NEW!



NEW!

(6-48994) Blue Comet Heavyweight 2-Pack \$139.99



NEW!

NEW!



#582 Blinking Signal

In 1940, the American Flyer #582 Blinking Signal was introduced. This signal flashes to warn motorists of passing trains and turns off when the caboose passes.

FEATURES:

- Lights flash when train passes
- Metal construction

(6-49832) \$59.99

NEW!



#587 Block Signal

The Block Signal was first catalogued in 1939. "Operated like a real signal system. Permits one train to follow another on a single track without danger of collision."


FEATURES:

- Signal illuminates to indicate an occupied block
- Metal construction
- Height: 7 1/2"

(6-49833) \$59.99

AMERICAN FLYER

NEW!



#588 Semaphore Block Signal

"Realistic operation. Semaphore arm goes horizontal, light to red to stop train—raise to vertical, light to green to proceed."

FEATURES:

- Operating semaphore arm with green and red illumination
- Metal construction
- Height: 7 1/2"

(6-49835) \$59.99

#758 "Sam" the Semaphore Man

In the late 1940s, a whimsical new accessory appeared in the American Flyer catalog. "Here's tireless Sam, all set to guard against rail accidents on your American Flyer pike. Press operating button and by remote control, Sam dashes out of shack, halting oncoming train. Press second button and Sam hustles back into house, enabling train to resume its trip."

FEATURES:

- Train stops when Sam emerges from his shack
- One animated figure and operating signal
- Metal construction
- Height: 7 1/4"

(6-49820) \$129.99

NEW!



Station Platform

FEATURES:

- Dimensions: 12" x 3 3/8" x 5"

(6-24190) \$14.99

Illuminated Station Platform

FEATURES:

- Two frosted light bulbs
- Dimensions: 12" x 3 3/8" x 5"

(6-24159) \$31.99

Crossing Shanty

Featuring a lighted interior and hinged shutters, this accessory is ready to stand guard at your grade crossing.

FEATURES:

- Lighted interior
- Hinged shutters
- Dimensions: 2 1/4" x 2 1/2" x 3"

(6-14229) \$19.99


#133 Passenger Station

Dressed in new colors, this classic lighted passenger station is perfect for any O or O-27 gauge layout.

FEATURES:

- Lighted interior
- Dimensions: 12 1/8" x 8 1/4" x 6 1/2"

(6-14257) \$52.99



Amtrak Shelter

A common sight for contemporary train travelers, this utilitarian structure was Amtrak's solution to the expensive, traditional passenger stations that it inherited from various railroads.

FEATURES:

- Lighted interior
- Two figures
- Dimensions: 5" x 2 1/2" x 2"

(6-34102) \$24.99



Detailed interior with figures



Yard Tower

Perfect for any layout, this structure is ready to stand guard at any crossover or in any switch yard. Imagine the towerman throwing switches and radioing trains from his elevated perch.

FEATURES:

- Lighted interior
- Dimensions: 6 1/4" x 3 5/16" x 8 1/2"

(6-14227) \$41.99



Sand Tower

This prototypical structure loads locomotives with sand to increase traction. Trains pass below the structure.

FEATURES:

- Accommodates 0 and 0-27 gauge track and the FasTrack track system
- Dimensions: 4 1/2" x 4" x 12"

(6-14255) \$26.99




Oil Pump

Based on the "nodding donkey" style pump working oil fields across the country, this new accessory features the smooth bobbing action of the real thing. Add two or three oil pumps to model this common industrial scene.

FEATURES:

- Pump moves up and down
- Dimensions: 2 3/4" x 4 3/4" x 4"

(6-34162) \$52.99



#356 Operating Freight Station

Watch the workers roll the carts in and out of the station house. One cart enters the structure filled with luggage while a second cart starts its trip with nothing on board, giving the illusion that the worker just emptied his load.

FEATURES:

- Two moving carts
- Metal cart channel
- Steel luggage load
- Dimensions: 15" x 5" x 5 1/2"

(6-14236) \$104.99




U.S. Army Water Tower

Create a military base on your layout with the U.S. Army Water Tower.

FEATURES:

- Bubble tube
- Flashing aircraft warning light
- Dimensions: 6" x 6" x 15"

(6-14243) \$94.99



Road Crew

This road crew works on patching a crumbling street. Watch as the animated construction workers rake and tamp the asphalt, lift a shovel, and operate jackhammers.


FEATURES:

- Five separate animations
- Seven hand-painted figures
- Dimensions: 8" x 2 1/2"

(6-14211) \$89.99



FIVE SEPARATE ANIMATIONS




Ammo Loader

Position the Ammo Car at the platform, and you are ready to load it up. Watch as the figure loads the cases of ammunition into a waiting Ammo Car (included).

FEATURES:

- Ammo cases are loaded into the house, then sent down the chute
- Includes one operating Ammo Car
- Metal base
- 10 ammo cases
- Dimensions: 11" x 4" x 8"

(6-14244) \$104.99



Helicopter Pylon

Decorated for duty in Vietnam, the Helicopter Pylon features the emblem of the First Cavalry. Watch as the helicopter circles the pylon.

FEATURES:


- Powerful, maintenance-free motor
- Metal tower
- Interior lighting
- Helicopter flies approximately 21 1/2" above the base
- Dimensions: 5 3/4" x 5 3/4" x 14 1/4"

(6-14217) \$139.99



OPERATING ACCESSORIES

(6-14215) Tug-of-War \$59.99



Tug-of-War

At the Lionelville town picnic, everyone enjoys a little friendly competition. The tug-of-war game is in full swing, and three players on each side pull the rope back and forth. Which side will win?

FEATURES:

- Three animated figures on each side pull the rope back and forth
- Dimensions: 6" diameter



(6-14210) Pony Ride \$69.99



Pony Ride


Three excited children sit atop ponies and hold on tightly as the small horses make their way around the circle. The attendant stands by watching the action.

FEATURES:

- Four ponies move around the circle
- Four detailed figures
- Dimensions: 6" diameter



(6-14221) Witches Cauldron \$69.99



Witches Cauldron

In the cover of three large pine trees, three scary witches huddle around a black cauldron heated by a roaring fire, getting ready to do a magic spell. One witch is poised to throw a fish into the pot, and another reads from a special book, reciting a magic chant. A third witch stirs the potion that simmers in the cauldron.

FEATURES:

- Witch appears to stir the cauldron
- Three hand-painted witch figures
- Three pine trees
- Dimensions: 6" diameter



Ice Rink

These skaters are enjoying winter in Lionelville! On the ice, a couple holds hands while a little girl glides along behind them. Off to the side, a hockey player waits with his stick until he can score a goal, and another skater is putting on his skates to get ready for fun. One skater has lost his balance, falling on the slippery ice! Two figure skaters twirl and glide along.

FEATURES:

- Four animated figures skate on the ice
- Eight hand-painted skaters
- Dimensions: 6 1/4" x 10 3/8"



(6-14219) Ice Rink \$79.99



HISTORIC LAYOUT SERIES

Introduced in 2003, the Historic Layout Series has quickly become a favorite of Lionel collectors and operators alike. Featuring unique, animated accessories from some of the country's most recognized and beloved train layout attractions, these fun products let you replicate parts of your favorite historic layouts. From small to large, and whimsical to prototypical, the accessories within the Historic Layout Series help bring your own layout to life.

The initial offerings in the series are found on the famous Miniature Village & Railroad of the Carnegie Science Center in Pittsburgh, Pennsylvania. What began on Christmas Eve in 1920 by founder Charles Bowdish has turned into the Science Center's main attraction. Featuring a Lionel-only layout, the Miniature Railroad & Village features over 100 original mechanized details.

We continue the series with animations from Pennsylvania-Dutch inspired Choo Choo Barn Traintown, U.S.A. Sparked by the purchase of a Lionel Scout Set after the end of World War II by George Groff for his son, the Choo Choo Barn is a fine replication of Lancaster County, Pennsylvania in miniature. The 1700 square-foot layout features over 150 one-of-a-kind animated figures and vehicles along with 22 operating trains. Choo-Choo Barn offerings featured on these pages work perfectly on any layout, and in conjunction with other Lionelville products.



These realistic animations are just some of the more than one hundred original mechanized details waiting to be discovered on Carnegie Science Center's Miniature Railroad & Village, Pittsburgh Pennsylvania.

Discover more at: www.MinatureRailroad.org or call the Carnegie Science Center at 412.237.3400 for information on the operational schedule for the one and only Miniature Railroad & Village exhibition!



Sly fox retreats just in time

Sly Fox & The Hunter

Our sly fox always outsmarts the patient hunter! Watch as the fearless woodsman sets his sights, only to be outwitted again as Sly Fox takes refuge inside his cozy den. Creatures of the woodlands have nothing to fear from this bumbling hunter.

FEATURES:

- Fox emerges from his den, hunter begins to take aim, and fox retreats just in time
- Dimensions: 6 1/4" x 10 3/8"

(6-34149) \$79.99



For more information, visit the Choo Choo Barn online at www.choochoobarn.com, or call 800-450-2920. Open seven days a week from April - December, the Choo Choo Barn is located along Route 741, just east of Strasburg, Lancaster County, Pennsylvania. Don't forget your camera!

Lionel Amusement Park Swing Ride

Watch as this popular ride slowly builds in speed, thrilling its riders as the seats swing further out. Exterior lights and cheerful carnival music highlight the action.

FEATURES:

- Powerful maintenance-free motor
- Cycle-controlled variable speed
- Exterior lights
- Authentic carnival music
- Colorful, carnival-inspired graphics
- Hand-painted figures
- ON/OFF controls for sound, lights, and motion
- Dimensions:

11" diameter x 12 1/2" height

(6-14203) \$229.99



Riders swing out as the ride goes faster and faster



LIGHTS AND SOUND!

Includes hand-painted figures



The Scrambler

Get ready for a wild ride! The Scrambler is designed to make riders dizzy with its rotating center column and spinning clusters of seats.

FEATURES:

- Center column rotates while the seat clusters spin
- Carnival sounds
- Lighted center column
- 24 hand-painted figures
- Dimensions: 15 7/8" x 10 1/4"

(6-24179) \$229.99



CARNIVAL MUSIC!



Highly detailed cars and riders



Irene's Diner

Stop by Irene's Diner for a cup of coffee and a piece of the best apple pie in Lionelville. The diner features a lighted, detailed interior with figures.

FEATURES:

- Lighted interior
 - Interior details including figures, tables, and counters
 - Dimensions: 6 3/4" x 10 1/2" x 3 3/8"
- (6-24176) \$64.99

NEW!



Elevated Tank

Take fun and realism in your industrial field to a new level by adding one or more Elevated Tanks to your layout. In addition to the operating industrial lamp, each tank includes metal walkways which conveniently connect to multiple tanks.

FEATURES:

- Metal platform and walkways
 - Operating industrial lamp
 - Connects to multiple tanks for building large fields
- (6-14262) \$69.99



TMCC EQUIPPED!



Car not included


AMC/ARC Log Loader

The classic Log Loader accessory is upgraded for TrainMaster Command Control operation. While the accessory features traditional controller operations in the conventional environment, you get variable speed and fine control of each action using your CAB-1 Remote Controller (sold separately). With the built-in AMC, you are able to start the conveyor, adjust the lights, and operate the dumping mechanism on the Log Loader. The ARC allows you to record and play back the accessory's animated sequences.

FEATURES:

- TrainMaster Command Control system equipped TMCC CAB-1 Remote Controller and TMCC Command Base required for TMCC operation (Not included)
 - Built-in ARC and AMC
 - Operate the chain conveyor, drop the unloading stakes, and dim or brighten the lights with variable speed and fine control using your CAB-1 Remote Controller
 - Record entire animated sequences and play them back over and over with your CAB-1 Remote Controller
 - Die-cast metal roof supports
 - Conventional remote controller
 - Dimensions: 10 7/8" x 10 5/8" x 9 1/8"
- (6-24115) \$139.99

SMOKE
AND LIGHTS
CREATE
A REALISTIC
LAUNCH!



Control
panel with
LCD screen

ROCKET
LAUNCHES!

#175 Rocket Launcher

All systems are "Go" for takeoff! Relive the proud days when the United States of America made its first great advances in the exploration of outer space with the #175 Rocket Launcher. Based on the original Postwar accessory, this Rocket Launcher features some exciting updates.

Operate your motorized gantry crane to prepare your rocket for launch. When you are ready, begin the 10-second countdown. Watch as the seconds are displayed on the LCD digital display. At approximately T-3 seconds, smoke billows from the rocket platform. At T-1 second, flashing red lights create the illusion of rocket ignition. After the last second is marked, the rocket launches.

FEATURES:

- Stamped metal frame
- Powerful maintenance-free motor for gantry crane movement
- Control panel with modified LCD digital screen
- Lighted ignition illusion
- Smoke unit
- Launching rocket
- Dimensions 11" x 11" x 17"

(6-14237) \$319.99





Lionelville People Packs

Now you can populate your favorite Lionel operating accessories with Lionelville People Packs. The detailed, hand-painted figures are made of tough pewter, standing on sturdy bases.

FEATURES:

- Hand-painted pewter
- Average height: 1 3/8"



(6-24193) Railroad Yard People Pack \$20.99



(6-24194) Civil Servants People Pack \$20.99



(6-24197) City Accessory Pack \$20.99



(6-24192) Park Benches People Pack \$20.99



(6-24191) Park People Pack \$20.99



(6-14241) Work Crew People Pack \$20.99



(6-24196) Farm People Pack \$20.99



(6-14218) Downtown People Pack \$20.99



(6-34195) UPS® People Pack \$24.99*



*UPS, the UPS shield, and the color brown are trademarks of United Parcel Service of America, Inc. used under license.

MAINLINE TRACKSIDE ACCESSORIES

Mainline Die-Cast Metal Accessories


With tough die-cast metal construction, each accessory features prototypical styling and function. Die-cast metal Mainline Accessories are easy to set up and the perfect way to add realistic action to any layout.



Die-Cast Metal Girder Bridge

- Die-cast metal girders
- Metal base
- Compatible with the FasTrack track system and traditional O gauge and O-27 gauge track
- Length: 10"


(6-14137) \$24.99



153IR Controller

- Infrared sensors detect passing trains and activate connected accessories
- Time delay adjustment knob (From 0 to 5 seconds)
- Dimensions: 5" x 4 1/2" x 3 1/2"

(6-14111) \$36.99



Mainline Dwarf Signal

- Lights change from green to red when trains move through its block
- Lights automatically reset to green when block clears
- 153C Contactor included
- Dimensions: 3/4" x 3/4" x 1 3/4"

(6-14151) \$39.99




**NEW
LOWER
PRICE!**

Mainline Color Position Signal

- Lights change from green to red to yellow when triggered by the train
- Yellow signal with adjustable duration
- 153C Contactor included
- Dimensions: 6 3/4" x 1 3/4" x 11/16"

(6-24101) \$24.99



Grade crossing not included



SET OF TWO

Mainline Auto Crossing Gates

- Red flashing signal
- Gate drops when train passes by
- Set of two
- 153C Contactor included
- Also works with insulated track section (Sold separately)
- Dimensions: 4" x 1" x 4 1/2"

(6-14098) \$84.99

Crossing Gates, Signals, and Bridges

There is no better way to add fun and excitement to your layout than with realistic Lionel railroad accessories. From signals to trestles, and bridges to tunnels, there is something for everyone. Run your favorite Lionel trains with these fun, sturdy accessories.



Auto Crossing Gate

- Gate drops when train passes by
 - 153C Contactor included
 - Also works with insulated track section (Sold separately)
 - Dimensions: 9 1/2" gate length
- (6-12714) \$39.99

Auto Crossing Gate and Signal

- Gate drops and lights illuminate when train passes by
 - 153C Contactor included
 - Also works with insulated track section (Sold separately)
 - Dimensions: 7 3/4" x 8 3/4" x 9 1/2"
- (6-62162) \$52.99




#154 Railroad Crossing Flasher

- Red lights flash when train passes by
 - 153C Contactor included
 - Also works with insulated track section (Sold separately)
 - Dimensions: 9" height
- (6-12888) \$41.99

Banjo Signal

- Passing trains activate "banjo" mechanism
 - 153C Contactor included
 - Also works with insulated track section (Sold separately)
 - Dimensions: 7 3/4" height
- (6-14090) \$47.99




Tunnel Portals

- Portals with raised Lionel lettering
 - Classic Postwar styling
 - Set of two
 - Dimensions: 7" x 8 1/2"
- (6-12896) \$11.59



#148 Dwarf Signal

- Lights change from green to red when trains move through its block
 - Automatically resets to green when train clears its block
 - 153C Contactor included
 - Dimensions: 1 3/4" x 1 3/4" x 2"
- (6-12883) \$20.99



Covered Bridge

- Designed to accommodate 0-27 gauge, 0 gauge, and FasTrack track sections
 - Metal base
 - Lighted interior
 - Dimensions:
24 1/16" x 7 3/4" x 8"
- (6-24117) \$41.99



Truss Bridge with Flasher and Piers

- Metal base
 - Flashing top-mounted beacon
 - Rock piers included
 - Dimensions:
26 1/8" x 7 1/2" x 12 1/2"
- (6-12772) \$49.99

TRADITIONAL TRACKSIDE ACCESSORIES

Layout Essentials

Whether you are building a highway or your very own train yard, Lionel has accessories for every part of your layout.



Blinking Light Billboard

- Light blinks on and off
- Railroad billboard art
- Dimensions: 5 3/4" x 7/8" x 4 1/2"

{6-24155} \$20.99

Classic Billboard Set

- Easy assembly
- Five different railroad billboard inserts
- Set of three billboard stands
- Dimensions: 5 3/4" x 7/8" x 3 1/4"

{6-24187} \$9.59

#65 Yard Lights

- Illumination from two elevated bulbs
- Set of three
- Dimensions: 6 1/4" height

{6-12927} \$15.99

#70 Yard Lights

- Die-cast metal light housing
- Metal center post
- Set of three
- Dimensions: 4 1/2" height

{6-14071} \$31.99



Construction Zone Signs

- Realistic, printed construction graphics
- Set of six
- Dimensions: 2 1/4" height

{6-32902} \$7.39



Highway Barrels

- Painted orange with silver reflective tape
- Set of six
- Dimensions: 1" height

{6-32922} \$7.39



Barrel Pack

- Real wood construction
- Set of six
- Dimensions: 1 1/8" height

{6-12745} \$5.59



Vehicle Grade Crossings


- Traditional O gauge or O-27 track fits in molded grooves
- Set of two
- Dimensions: 3 1/4" x 7"

{6-12839} \$5.59




Double Floodlight Tower

- Illumination from 16 elevated bulbs
 - Tilting heads
 - Dimensions: 15" height
- (6-24103) \$41.99



Trestle brackets snap onto FasTrack roadbed



Graduated Trestle Set

- Incremental height grading
 - For use with traditional O and O-27 gauge track
 - Set of 22
 - Dimensions: 4 3/4" height (tallest trestle)
- (6-12754) \$20.99

FasTrack Graduated Trestle

- Incremental height grading
 - For use with FasTrack track sections
 - Set of 22
 - Dimensions: 5 1/2" height (tallest trestle)
- (6-12037) \$57.99

Elevated Trestle Set

- Create realistic raised-grade sections
 - For use with traditional O and O-27 gauge track
 - Set of 10
 - Dimensions: 4 3/4" height
- (6-12755) \$20.99

FasTrack Elevated Trestle

- Create realistic raised-grade sections
 - For use with FasTrack track sections
 - Set of 10
 - Dimensions: 5 1/2" height
- (6-12038) \$33.99



Railroad Bumpers

- Easily snaps into place between outside rails of traditional O and O-27 track
 - Set of three
 - Dimensions: 3" x 1 1/2" x 1 1/2"
- (6-12717) \$5.99



Die-cast Metal Bumpers

- Die-cast metal construction
 - Illuminated red lights
 - Easily snaps into place between outside rails of traditional O and O-27 track
 - Set of two
 - Dimensions: 3" x 1 7/8" x 2"
- (6-62283) \$20.99



#260 Illuminated Bumpers

- Easily snaps between outside rails of traditional O and O-27 track
 - Illuminated red lights
 - Set of two
 - Dimensions: 3" x 1 1/2" x 1 1/2"
- (6-12715) \$9.49



Ice Blocks Pack

- For use with the Icing Station and Ice Car
 - Set of ten
- (6-14240) \$4.99



Coal Bag

- Safe, simulated coal
 - Perfect load for hoppers, gondolas, and coal dump cars
 - Approx. 4 oz.
- (6-12732) \$4.49



It's here!

The operating system that will completely revolutionize the way we play with trains.



Lionel proudly introduces the Lionel LEGACY™ Control System. A giant step forward for the hobby, the Lionel LEGACY Control System is truly innovative in the way it simplifies the operating process while offering numerous new features and unprecedented control. Only from Lionel!

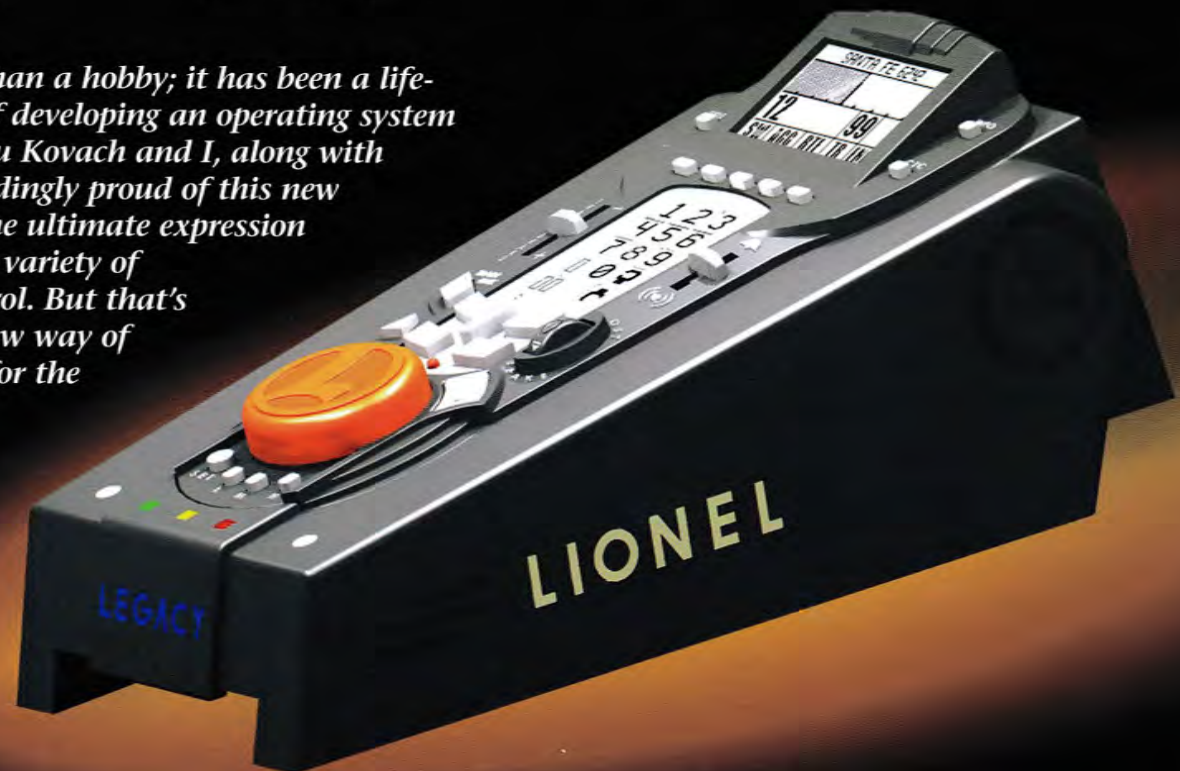
Now you can operate your layout just like a real engineer operates his trains! The harder your train works, the more you hear and feel the effort. Whether you're starting up your locomotives, executing an emergency stop, climbing a hill, rounding a turn or operating your accessories, you can sense and control every aspect of the command. Never before has operating your layout been so easy, so precise, and so much fun!

For me, model railroading has been more than a hobby; it has been a life-long passion. And for years I have dreamed of developing an operating system that truly models the way real trains run. Lou Kovach and I, along with all the engineers at CTC and Lionel, are exceedingly proud of this new Lionel LEGACY Control System. To me, it's the ultimate expression of what I love about trains: an unprecedented variety of operating features and the feeling of real control. But that's not all. This system is the basis for a whole new way of controlling a model railroad. It is a platform for the future, allowing Lionel to develop even more revolutionary features as years go by.

To me, this is IT! I hope you'll enjoy using it as much as I do. And I hope you'll agree it was worth the wait.

*Best wishes,
Neil Young*

The Lionel LEGACY Control System, like its predecessor, consists of a base and a handheld remote controller. And as promised, the two systems are totally compatible. In fact, you can use the identical keystrokes in running the new remote controller as you did with the old. But what's so exciting about the Lionel LEGACY Control System is that you'll experience superior "feel" and have so many new operating functions at your fingertips.



LEGACY.™ One remote. One base.

#991 LEGACY CAB-2 Remote Controller

Featuring a large back-lit LCD screen and vibration to simulate the effort of your locomotive, the revolutionary #991 LEGACY CAB-2 Remote Controller puts full control of the Lionel LEGACY Control System comfortably in the palm of your hand. Plus, you can operate the traditional features on all of your existing locomotives. Whether you are new to Command Control or a seasoned TMCC pro, the LEGACY CAB-2 Remote Controller is simple to use. In fact, if you have used a CAB-1 Remote Controller with traditional TMCC, you don't even need to open the manual to access the basic features!

FEATURES:

- Back-lit LCD screen—the largest on the market
- Back-lit LCD keypad displays numbers or icons for ease of use
- Built-in rechargeable batteries
- Feedback mode—the remote vibrates to reinforce the effort and momentum of your locomotive
- Accepts memory modules from each Lionel LEGACY Control System locomotive

BUILT-IN RECHARGEABLE BATTERIES IN THE CAB-2 REMOTE!

Iconic and Graphic Control Monitoring

Icons and graphs represent the majority of control functions. The icons are large and animated for easy viewing. The graphs are bold and easy to understand at a glance!

- **Speed Graphing**—With the Lionel LEGACY Control System, operators can access a large graph in the remote display window that illustrates the target speed, command speed, rate of acceleration, and train brake settings.
- **Iconic Route Set-Up**—When in route set-up, animated icons form a line across the screen, illustrating the route as it is set up. The switches become animated when the route is thrown.
- **Iconic Train Lash-Up**—Engines are displayed, using icons, in the order that they are assigned to a lash-up. These engine icons can be manipulated to automatically make changes in direction or in the engine order in the lash-up.

Multi-Controller Boost Brake and Direction

This exciting new feature gives completely new braking and boosting from any given speed! Imagine an operating system that works like this:

- Push up to boost...back off a little to hold the new "boosted" speed...release to return to throttle set speed.
- Pull down to brake...back off a little to hold the new "brake" speed...release to return to throttle set speed.
- In the center or "released" position, press down for a direction change.
- If you wish, set the direction function to stall your moving train without changing direction. In this mode, pressing the direction control while your train is stopped will provide a direction change.

Velocity Throttle

The velocity throttle changes speed steps faster as it is rotated faster. For example, turning the throttle slowly results in the highest resolution—with 200 speed steps. The train can go from a complete stop to full throttle in either one rotation of the knob or in five rotations, depending on how fast the throttle is turned.

Train Brake

Provides more realistic and precise brake control than any other system available.

Record Feature

Use the LEGACY RECORD button to record any action that you want to see repeated.

Back-lit LCD Display

The LCD display is exceptionally easy to read. View simple icons representing a wide variety of control functions, route set-ups, and train lash-ups. Access easy to read graphs illustrating numerous speed, acceleration, and brake settings.

Addressing Functions

Select any object on your layout by scrolling through names alphabetically or by simply entering the multiple digit road number painted on the side of your engine. It's that easy! For accessories, you can use the LIONEL two- and three-digit numbers if you like. (For older engines, a simple method of adding the information manually can be used and traditional TMCC addressing is still available.)

Variable Horn Control

As the whistle/horn control is pulled, the horn is played with increasing intensity. Imagine developing your own whistle/horn "signature" and controlling the warning sound in real time!

LCD Touchscreen Keypad

Control the most complicated model railroad layout with unprecedented ease. When addressing, the numbers are visible; during operation, control icons are automatically displayed.



Feedback/Vibration

Feel the remote rumble as your locomotive accelerates and brakes! This incredibly unique control feature reinforces the sense of weight and momentum of the locomotive.

Graphic Adjustable Momentum

Set the momentum of the train or engine to three levels: low, medium, and high. The value of each of these momentum settings is adjustable and unique to that engine or train.



One wire. One system.

Here's all you need to get started...

#990 LEGACY Command Set

The #990 LEGACY Command Set features a #991 LEGACY CAB-2 Remote Controller and a #992 LEGACY Command Base/Charger, the two components you need to get started. Only one LEGACY Command Base/Charger is required per layout.

Like traditional TMCC, the LEGACY Command Base/Charger receives information from the Remote Controller and sends it out to the track via a simple one-wire connection. But that's not all. The LEGACY Command Base/Charger remembers information about your layout, enabling the CAB-2 Remote Controller to display road names and numbers on the LCD screen.

SET INCLUDES:

- #991 LEGACY CAB-2 Remote Controller
- #992 LEGACY Command Base/Charger

COMMAND BASE/CHARGER FEATURES:

- Only one LEGACY Command Base/Charger required per layout
- Simple one-wire connection to your layout
- Built-in dock for recharging CAB-2 Remote Controller
- Stores operating information and settings for your layout

(6-14295) #990 LEGACY Command Set \$299.99



Add additional remotes for your layout...

#993 LEGACY Expansion Set

Need additional remotes? The #993 LEGACY Expansion Set includes a #991 LEGACY CAB-2 Remote Controller and a #994 LEGACY Charger.

SET INCLUDES:

- #991 LEGACY CAB-2 Remote Controller
- #994 LEGACY Charger Base

CHARGER BASE FEATURES:

- Built-in dock for recharging additional CAB-2 Remote Controllers
- Add as many as you like to charge remotes simultaneously

(6-14294) #993 LEGACY Expansion Set \$249.99



#992 LEGACY Command Base/Charger, #994 LEGACY Charger Base, and other components lock together at your control panel.



THE FIRST LOCOMOTIVE WITH THE LIONEL LEGACY CONTROL SYSTEM!

LEGACY Locomotives

Lionel LEGACY Control System locomotives are equipped with unparalleled operating features.

With enhanced sound features and 200 speed steps, the CAB-2 Remote Controller unlocks the potential of these twenty-first century iron horses.

LOCOMOTIVES FEATURE:

High Resolution Speed

All LEGACY engines are fully equipped with 200 SPEED STEPS of speed control. The new dynamic speed system ensures unprecedented smooth, low speed operation.

RailSounds Sound System

Lionel has long been known for its legendary sound system. The new LEGACY RailSounds system enhances and completes the railroading experience. It contains new sounds and commands, making features like the "Variable Horn Control" possible.

Memory Modules


Each new Lionel LEGACY Control System engine or accessory comes with a memory module that loads all of the important information about that engine into the Lionel LEGACY Control System.

COMING SOON...

These core elements (CAB-2 Remote Controller, Base, and Charger) are only the beginning!

Soon you'll be able to buy other cutting-edge enhancements for your Lionel LEGACY Control System, like the layout monitor screen shown here.

As you can see, the system is completely modular. Add as many Lionel LEGACY Control System elements as you like. Every component takes you a step closer to climbing into your locomotive's cab and placing your hand on the throttle. The Lionel LEGACY Control System is here to enhance your model railroading experience—now and for years to come.



LIONEL LEGACY CONTROL SYSTEM COMPONENTS

Use this guide to help you determine what components you'll need to get started with the Lionel LEGACY Control System.



DIRECT TRACK POWER FROM SEVERAL SOURCES TO CONTROL YOUR CONVENTIONAL LOCOMOTIVES!



TMCC Block Power Controller (BPC)

Manage the power in your blocks from the CAB-1 Remote Controller.

- Routes power from any TMCC PowerMaster or TPC to any block of track
- Eliminates the need for multiple PowerMasters or TPCs on each block of track
- Enhances conventional operation by connecting multiple blocks to one TPC, allowing for travel across blocks without having to match the voltage between them
- Is programmable to channel power from four TPCs to two blocks OR from two TPCs to four blocks



(6-14184) \$89.99

THROW SWITCHES AND ACTIVATE ACCESSORIES AT THE PRESS OF A BUTTON!



GOOD

TMCC Accessory Switch Controller (ASC)

Operate switches or activate accessories from the CAB-1 Remote Controller.

- Programmable to control up to eight accessories OR four switches
- Controls up to 10 programmed routes in switch mode
- Toggles accessories ON and OFF
- Controls switches from several manufacturers
- Connects to the TMCC Command Base

(6-14182) \$89.99



BETTER

TMCC SC-2 Switch Controller

For more flexibility in controlling switches and accessories, the SC-2 is the perfect choice.

- Programmable to control four switches AND four accessories together OR six switches OR 12 accessories
- Controls up to nine programmed routes
- Toggles accessories ON and OFF
- Controls switches from several manufacturers
- Power supply included
- Communicates with the TMCC Command Base without the need for wires

(6-22980) \$99.99

OPERATE MOTORIZED ACCESSORIES WITH PROTOTYPICAL SPEED AND DIRECTION!



TMCC Accessory Motor Controller (AMC)

The AMC gives you control over your accessories like never before. When used in conjunction with lights, the AMC allows you to control bulb brightness from the CAB-1 Remote Controller. When used in conjunction with your accessory's motor, the AMC gives you control over operation. You can spin the cab on a gantry crane with the red knob, or raise and lower the boom with the CAB-1 Remote Controller buttons.

- Precise motor and/or light control
- Operation of accessory speed, direction, or function from the CAB-1 Remote Controller
- Two modes allow you to take fine control of accessory motor functions (e.g., gantry crane cab rotates as you rotate CAB-1 Remote Controller knob in whichever direction you are turning OR accessory operates in its normal way as long as you give it the command to operate)
- Programmable accessory motor speed or light intensity
- Operates up to four motors or up to four lights

(6-14183) \$99.99

RUN ANY O GAUGE LOCOMOTIVE EVER MADE!



GOOD

TMCC PowerMaster

Allows you to run non-TMCC locomotives remotely.

- Control non-TMCC locomotives from the CAB-1 Remote Controller
- Vary track voltage
- Change locomotive direction, vary speed, operate whistle and bell
- Regulates up to 135 watts of power or 180 watts of power – customer selectable

(6-24130) \$78.99

Power supply not included



BETTER

TMCC Track Power Controller (TPC) 300

The TPC 300 combines the features of the PowerMaster plus:

- Operates M.T.H.® Proto-Sound® 2.0 locomotives in conventional mode
- Improved operation at low speeds
- Regulates up to 300 watts of power

(6-14189) \$147.99

Power supply not included



BEST

TMCC Track Power Controller (TPC) 400

The TPC 400 combines the features of the TPC 300 plus:

- Regulates up to 400 watts of power

(6-14179) \$199.99

Power supply not included

ACTIVATE YOUR REMOTE-CONTROL TRACK SECTIONS!



TMCC Operating Track Controller (OTC)

Use the OTC to remove all of the hard-wired Operating Track activation buttons on your layout.

- Operates Remote-Control and Uncoupling Track sections from the CAB-1 Remote Controller
- Uncouples, unloads, or activates operating rolling stock from the touch of a button on the CAB-1 Remote Controller
- Is programmable to operate two Remote-Control Track sections OR four Uncoupling Track sections

(6-14185) \$78.99

RECORD YOUR FAVORITE SCENARIOS AND PLAY THEM OVER AND OVER AGAIN!



TMCC Action Recorder Controller (ARC)

Record layout scenarios using your trains and accessories, and play them back with the touch of a button on the CAB-1 Remote Controller

- Make and save up to eight recordings

(6-14181) \$99.99

FINE-TUNE THE ACCESSORY VOLTAGE!



TMCC Accessory Voltage Controller (AVC)

Extend the life of your favorite accessories by fine-tuning the voltage they receive. From the CAB-1 Remote Controller, you can set the voltage that your hooked-in accessories receive from their power source.

- Remote-control voltage setting
- Helps prolong the life of lamps and motors

(6-14186) \$139.99

TRAINmaster
C.O.M.M.A.N.D.



TMCC CAB-1 Remote Controller

This wireless, walk-around remote controller gives you complete command at your fingertips. Operate your trains, throw switches, and fire up accessories – all at the touch

(6-12868) \$73.99



TMCC Command Base

The TMCC Command Base receives digital signals from your CAB-1 Remote Controller and relays the commands across your layout. Only one is required for each layout – no matter how big or how many power blocks you have.

(6-12911) \$73.99

LIONEL LEGACY CONTROL SYSTEM BUYER'S GUIDE

OPERATING CONVENTIONAL LOCOMOTIVES ONLY

Operating conventional locomotives from your CAB-2 Remote Controller is very simple. Forget about rewiring your trains or spending the day making track connections—installing the Lionel LEGACY Control System is much easier than that!

WHAT YOU NEED

You need these basic components, available from your Authorized Lionel Dealer:

- Choose **one**: PowerHouse Power Supply (6-22983) **OR** another 18-volt transformer with a Power Adapter Cable (6-12893)
- Choose **one**: PowerMaster (6-12867), TMCC Track Power Controller 300 (6-14189), **OR** TMCC Track Power Controller 400 (6-14179)
- #990 LEGACY Command Set (6-14295)

OPERATING BOTH CONVENTIONAL AND COMMAND-EQUIPPED LOCOMOTIVES

Want to operate both conventional and Command-equipped locomotives? No problem! While they can't share the same block of track at the same time, both types of locomotives can operate on your layout.

WHAT YOU NEED

- Choose **one**: PowerHouse Power Supply (6-22983) **OR** another 18-volt transformer with a Power Adapter Cable (6-12893)
- Choose **one**: PowerMaster (6-12867), TMCC Track Power Controller 300 (6-14189), **OR** TMCC Track Power Controller 400 (6-14179)
- #990 LEGACY Command Set (6-14295)

OPERATING ONLY TRAINMASTER COMMAND CONTROL-EQUIPPED LOCOMOTIVES

Operating only Command-equipped locomotives is very simple. With a Command Base and a standard transformer or a PowerHouse Power Supply, you are ready to take control!

WHAT YOU NEED

- Choose one: PowerHouse Power Supply (6-22983) and a TMCC Direct Lockon (6-34120) **OR** an 18-volt power supply (we recommend the famous Lionel ZW transformer controller)
- #990 LEGACY Command Set (6-14295)

CONTROLLING THE ENTIRE LAYOUT—SWITCHES, ACCESSORIES, AND ROUTES—FROM THE CAB-1 REMOTE

- **SC-2 Switch and Accessory Controller (6-22980)**
Controls up to twelve accessories or six switches with nine routes.
- **Accessory Switch Controller (6-14182)**
Controls up to eight accessories or four switches with ten routes.
- **Operating Track Controller (6-14185)**
Eliminates the individual Remote-Control Track controllers and control buttons.
- **Block Power Controller (6-14184)**
Acts like a rotary switch to allow you to route power from any PowerMaster or Track Power Controller to your blocks of track.



**GREAT
VALUE!**

Classic TrainMaster Command Set

Here is everything you need to get started with classic TrainMaster Command Control. The CAB-1 Remote Controller (6-12868) allows you to walk around your layout while controlling all of your TrainMaster Command Control equipped locomotives and accessories. The TMCC Command Base (6-12911) receives the signals from the remote and sends your commands across your layout. Only one Command Base is needed per layout, regardless of the number of track power blocks you are controlling. *(Track and accessory power supplies not included.)*

(6-12969) \$147.99

TO RUN NON-COMMAND LOCOMOTIVES REMOTELY, ADD A TMCC POWERMASTER, TPC 300, OR TPC 400.





Power Adapter Cable

The Power Adapter Cable connects your transformer to a PowerMaster (6-24130) for operating TMCC and non-TMCC equipped locomotives.

(6-12893) \$8.99



Command Base Cable

The Command Base Cable connects a TMCC controller to the TrainMaster Command Base (6-12911).

(6-14191) 6 ft. \$10.59

(6-14195) 20 ft. \$11.99



TMCC TPC Cable Set

The TMCC TPC Cable Set connects parallel PowerHouse transformers to the TPC 300/400. The set also includes adapter plugs to wire your transformer to the TPC 300/400.

(6-14194) \$13.99



TMCC Direct Lockon

Connect your PowerHouse Power Supply directly to the track with the TMCC Direct Lockon. Featuring a selectable current setting (for the 135-Watt or 180-Watt PowerHouses), the Direct Lockon eliminates the need for a PowerMaster if you run only TMCC-equipped locomotives. For added safety, the Direct Lockon provides over-current protection and an automatic reset. It is compatible with both Lionel FasTrack and O/O27 track systems. Includes power wire with FasTrack connectors and one standard Lionel Lockon.

(6-34120) \$44.99



3-Wire Command Base Cable

The 3-Wire Command Base Cable connects the TMCC ARC to the TrainMaster Command Base (6-12911).

(6-14192) \$11.59

**USE COMMAND BASE CABLE
6-14191 OR 6-14195 FOR LAYOUTS
THAT DO NOT INCLUDE A TMCC ARC.**



Controller to Controller Cable

The Controller to Controller Cable connects the TMCC controllers together.

(6-14193) 1 ft. \$4.19

(6-14196) 6 ft. \$6.99

(6-14197) 20 ft. \$9.49





ZW and PowerHouse Power Supply Set

There's only one ZW. No single product has come to symbolize the legend of Lionel more than the Lionel ZW. Molded to original dimensions in classic phenolic resin, the ZW can run up to four trains at the same time on different layouts, plus accessories. The two engineer-type handles provide independent control of two variable voltage circuits, each with built-in whistle, direction, and bell controls. Two additional accessory circuits can be set by means of dial-type controls to any desired voltage. Or if you prefer, you can control all four outputs with a single handle!

The ZW controller can be powered by any combination of one to four 135-Watt or 180-Watt Lionel PowerHouse Power Supplies. And if you use the TrainMaster Command Control system, you can adjust each output using your walk-around remote control up to the level pre-set by its corresponding ZW handle. It's a great way to help less-experienced railroaders keep their trains under control while enjoying the thrill of independent remote-controlled operation.

Offered with two 180-Watt PowerHouse Power Supplies, this ZW package provides the power and control you dream of for your vintage or state-of-the-art Lionel locomotives and accessories.

(6-32930) \$429.99



Includes two
180-Watt PowerHouse
Power Supplies



180-Watt PowerHouse Power Supply

Power your railroad empire with an advanced 180-Watt PowerHouse Power Supply. UL®-listed for safe operation, this mighty power supply is perfect for your TMCC Track Power Controller or Direct Lockon.

(6-22983) \$99.99



**ADJUSTABLE
ACCESSORY
OUTPUT**

**PERFECT FOR
ACCESSORIES**



1.8 Amp Accessory Transformer

Power your Lionel accessories with the 1.8 Amp Accessory Transformer. This affordable power supply features variable AC voltage so you can supply the right amount of power to your accessories.

(6-32923) \$36.99

CW-80 80-Watt Transformer

Enjoy operating your favorite locomotives, train sets, and accessories with the CW-80 80-Watt Transformer. From the handsomely designed controller, reminiscent of the famous Lionel ZW, you control speed and power by raising and lowering the engineer handle. Operate your favorite features with the bell, whistle/horn, and direction buttons. On the rear of the unit, you will find a 0-18 volt variable AC output, as well as a programmable AC output for accessory operation. Simply set the accessory voltage to your desired output, and your accessory operates at that output until you turn the unit off—even when you stop the train! Perfect for train sets and small- to medium-sized layouts, the CW-80 provides the power you need to enjoy all your Lionel favorites.


(6-14198) \$124.99

FasTrack®

Offering innovation, variety, ease-of-use, and a fantastic prototypical look, the FasTrack track system brings your Lionel layout to life like never before. Its flawless performance and endless flexibility make it appealing to first-timers and seasoned pros alike.

Consider the advantages:

- A** Easy, snap-together locking mechanism for sure connections.
- B** Patented center half-pin allows for track orientation in either direction without the need for moving pins from one end to the next.
- C** Two terminals under each piece of straight track and one terminal under each piece of curved track for transformer and/or accessory power connections – no Lockons required!
- D** Curves are O-36 to give locomotives a more realistic appearance around corners. The larger diameter also allows for the operation of larger locomotives than is possible on O-27 or O-31 curves.
- E** Switches feature 100% non-derailing capability, regardless of which direction they are thrown.



From larger diameter curves and operating switches, to trestle sets and integrated track accessories, FasTrack will give you greater flexibility than ever before.

Accessory Hook-ups and Operation — with FasTrack, it's simple!

Hook-ups

Under the roadbed of all straight and curved sections are electrical terminals. You can hook up to these terminals in different ways.

- If you already have wire for your accessories, or you have pre-wired accessories, purchase 18-gauge quick connectors from your local electronics supply store. Strip wires back approximately 1/4", insert wire into the quick connector, and crimp it into place.
- If you have an accessory and no wires, purchase a ready-made Accessory Power Wire (6-12053) from your dealer. This wire is shown on page 209.

Operation

- Use a 153IR controller. The 153IR works the same way it does for O-27 and O gauge operation, with the power Lockon connector removed. Follow the instructions to hook up the accessory, and power your accessory as outlined left.
- Or use the FasTrack Accessory Activator Pack. This separate set SKU includes one insulated 10" straight track section and two 5" isolated track sections. Hook up your accessory to the insulated section as outlined left. The isolated sections have a break in the center of one track rail. As a train passes over this break, its wheels complete the



Electrical terminals



18-gauge quick connector



Wire attached to terminal

circuit and power is supplied to the entire length of track in between the breaks of the isolated sections – including the insulated section placed between them. To increase the length of time over which the accessory operates, simply add more insulated track sections between the two isolated sections. This technique is the equivalent of using Lionel insulated track sections in O/O-27, and is used only with accessories that perform one function in an on/off manner (e.g., Crossing Gate, Auto Gateman, etc.).


FASTRACK TRACK PACKS

Included with train set
 Additional track pack pieces

Inner Passing Loop Add-on Track Pack

Layout dimensions: 39 1/2" x 70 1/2"
Track Pack includes:

DESCRIPTION	QTY.
O36 Curve (6-12015)	2
RH Manual Switch w/Quarter Curve (6-12018)	1
LH Manual Switch w/Quarter Curve (6-12017)	1
(6-12028) \$86.89	



Outer Passing Loop Add-on Track Pack

Layout dimensions: 49 1/2" x 70 1/2"
Track Pack includes:

DESCRIPTION	QTY.
10" Straight (6-12014)	5
O36 Curve (6-12015)	2
RH Manual Switch w/Quarter Curve (6-12018)	1
LH Manual Switch w/Quarter Curve (6-12017)	1
(6-12031) \$99.99	





Figure 8 Add-on Track Pack


Layout dimensions: 39 1/2" x 90 1/2"
Track Pack includes:

DESCRIPTION	QTY.
O36 Curve (6-12015)	4
5" Straight (6-12024)	4
90-Degree Crossover (6-12019)	1
(6-12030) \$58.19	

Siding Track Add-on Track Pack

Layout dimensions: 39 1/2" x 70 1/2"
Track Pack includes:

DESCRIPTION	QTY.
10" Straight (6-12014)	3
Uncoupling Track (6-12020)	1
Earthen Bumper (6-12059)	1
LH Manual Switch w/Quarter Curve (6-12017)	1
(6-12044) \$91.99	



FastTrack®

Straight Track Sections

1 3/8" Track Section
(6-12073) \$3.99

1 3/8" Track Section Without Roadbed
(6-12074) \$3.99

10" Straight Track
(6-12014) \$4.19

5" Half Straight Track
(6-12024) \$3.99

4 1/2" Straight Track
(6-12025) \$3.99

1 3/4" Straight Track
(6-12026) \$3.99

30" Straight Track
(6-12042) \$12.69

10" Straight Track 4-Pack
(6-12032) \$17.99

Curved Track Sections

O36 Curved Track
(8 pieces per circle)
45-Degree section
(6-12015) \$4.19

O36 Half Curved Track
(16 pieces per circle)
22 1/2-Degree section
(6-12022) \$3.99

O36 Quarter Curved Track
(32 pieces per circle)
11 1/4-Degree section
(6-12023) \$3.99


O48 Curved Track
(12 pieces per circle)
30-Degree section
(6-12043) \$3.99

O60 Curved Track
(16 pieces per circle)
22 1/2-Degree section
(6-12056) \$5.99

O72 Curved Track
(16 pieces per circle)
22 1/2-Degree section
(6-12041) \$5.99

O72 Half Curved Track
(32 pieces per circle)
11 1/4-Degree section
(6-12055) \$4.99

O84 Curved Track
(32 pieces per circle)
11 1/4-Degree section
(6-12061) \$5.99



O36 Curved Track 4-Pack
(Creates a half-circle)
(6-12033) \$17.99

Specialty Track Sections



Transition Piece

- Connects with traditional O gauge track
- Length: 5"


(6-12040) \$7.99



Block Section

- Used to make an isolated track block
- Wires jump the breaks in the track on the underside of the roadbed


(6-12060) \$7.99



Terminal Section

- Includes wires that connect the track to your transformer
- Length: 10"


(6-12016) \$6.89



Uncoupling Track

- Central magnet is activated by remote control
- Includes a Half Straight Track section
- Length of each section: 5"

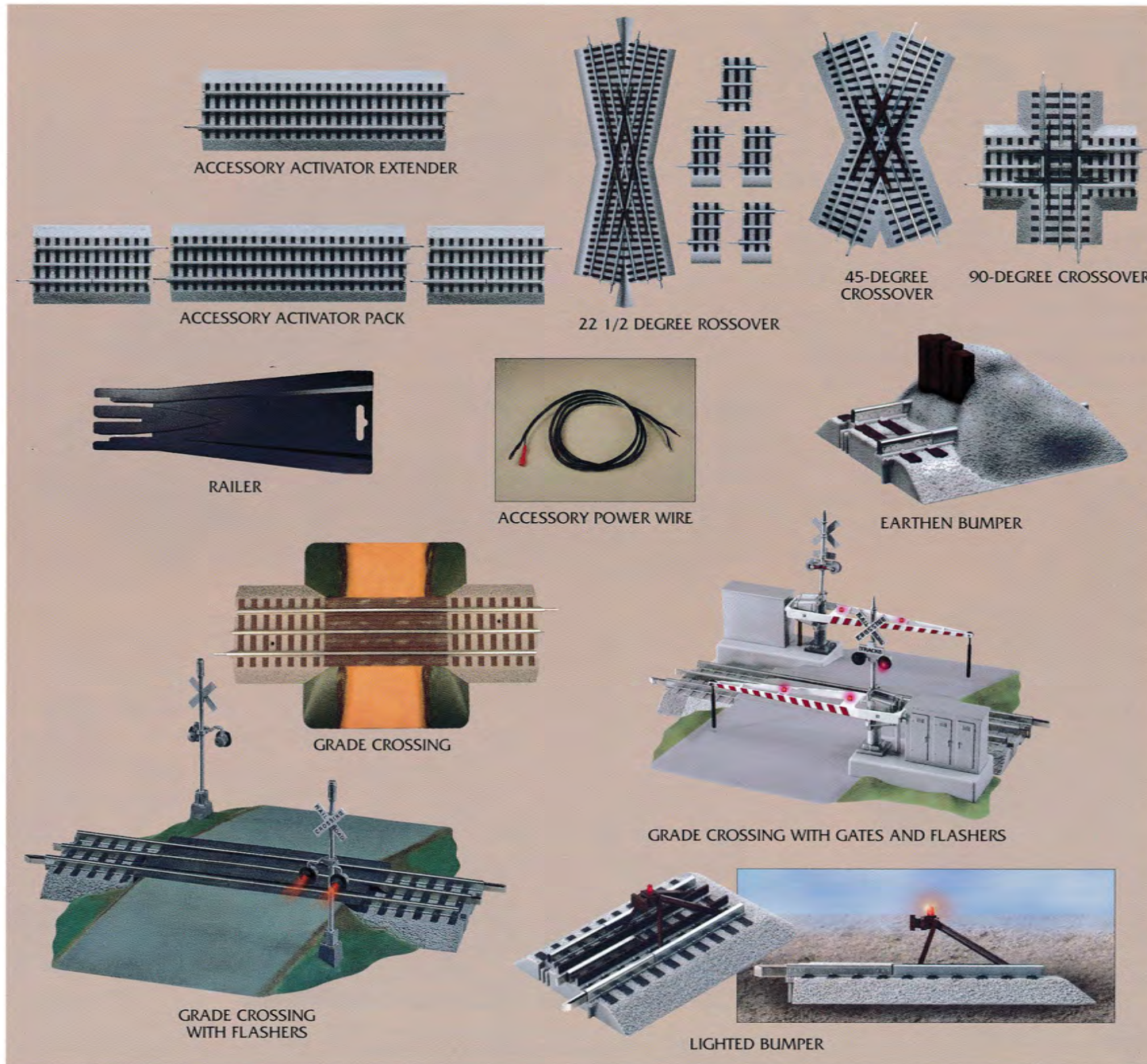
(6-12020) \$35.99



Operating Track

- Central magnet and control rails are activated by remote control (included)
- Length: 10"

(6-12054) \$36.89



Accessory Activator Extender

- Length: 10"
- (6-12027) \$3.99

Accessory Activator Pack

- Includes one 10" Insulated section and two 5" Isolated sections
- (6-12029) \$11.99

22 1/2-Degree Crossover

- Removable 1 3/8" extensions
- Length: 17" X 17"
- (6-12050) \$39.99

45-Degree Crossover

- Length: 10" x 10"
- (6-12051) \$20.89

90-Degree Crossover

- Length: 6" x 6"
- (6-12019) \$19.99

Railer

- Length: 10"
- Also compatible with traditional O gauge and O-27 gauge track
- (6-12039) \$7.99

Accessory Power Wire

- (6-12053) \$4.99

Earthen Bumper

- Length: 3 5/8"
- Real wood bumper, two per package
- (6-12059) \$7.99

Grade Crossing

- Length: 10" track section, 6 1/4" wide road section, two per package
- (6-12036) \$11.99

Grade Crossing with Gates and Flashers

- Features operating crossing gates, flashers, and bell sounds
- Length: Approx. 10", 6 1/4" road section
- (6-12062) \$139.99

Grade Crossing with Flashers

- Features two flashing signals and bell
- Length: 10" track section, 6 1/4" road section
- (6-12052) \$79.99

Lighted Bumper

- Two per package
- Length: 5"
- (6-12035) \$25.99


FasTrack[®]

Bulletproof switches are the foundation of any track system. They allow you to grow and expand your layout. FasTrack switches are second to none when it comes to durability and innovative, industry-leading features. Consider the following:

- Flawless non-derailing function allows trains to keep running regardless of switch position
- Plug and play using track voltage or auxiliary power
- Auxiliary power and TMCC (ASC and SC-2) terminals are conveniently located under the roadbed base, making all connections invisible from above
- Remote switch controllers conveniently lock together for easy access
- Interchangeable number inserts allow you to instantly find the switch you want to control
- Red and green LEDs indicate switch position on remote switches—no need to change light bulbs or worry about heat build up



Remote switch controllers snap together



FasTrack switches raise the bar in performance and features for maximum enjoyment of your trains. Build the layout of your dreams today!




Identify your switches with convenient interchangeable number inserts



Lantern base is interchangeable—can move to the right or left side






O36 MANUAL SWITCH—LEFT HAND

Length: 10" Straight, 33 3/4-Degree turnout

(6-12017) \$37.99

Includes 1/4 curve to complete O36 45-Degree curve



O36 MANUAL SWITCH—RIGHT HAND

Length: 10" Straight, 33 3/4-Degree turnout

(6-12018) \$37.99

Includes 1/4 curve to complete O36 45-Degree curve

O48 REMOTE SWITCH—LEFT HAND

Length: ##" Straight, ##-Degree turnout with removable 1 3/8" extensions

(6-12065) \$89.99



O48 REMOTE SWITCH—RIGHT HAND

Length: ##" Straight, ##-Degree turnout with removable 1 3/8" extensions

(6-12066) \$89.99



O72 REMOTE SWITCH—LEFT HAND

Length: 15 5/8" Straight, 22 1/2-Degree turnout with removable 1 3/8" extensions

(6-12048) \$89.99




O72 REMOTE SWITCH—RIGHT HAND

Length: 15 5/8" Straight, 22 1/2-Degree turnout with removable 1 3/8" extensions

(6-12049) \$89.99




Realistic switch lamp



O60 REMOTE SWITCH—LEFT HAND

Length: 14 1/2" Straight, 22 1/2-Degree turnout with removable 1 3/8" extensions


(6-12057) \$89.99



O60 REMOTE SWITCH—RIGHT HAND

Length: 14 1/2" Straight, 22 1/2-Degree turnout with removable 1 3/8" extensions

(6-12058) \$89.99




O36 REMOTE SWITCH—LEFT HAND (ABOVE)

Length: 10" Straight, 33 3/4-Degree turnout

(6-12045) \$79.99

Includes 1/4 curve to complete O36 45-Degree curve




O36 REMOTE SWITCH—RIGHT HAND

Length: 10" Straight, 33 3/4-Degree turnout

(6-12046) \$79.99


Includes 1/4 curve to complete O36 45-Degree curve



O72 WYE REMOTE SWITCH

Length: 12", 22 1/2-Degree wye with removable 1 3/8" extensions

(6-12047) \$83.99



Connectors for auxiliary power and TMCC operation

AMERICAN FLYER®

American Flyer S Gauge Track

Built an American Flyer layout or expand your existing American Flyer empire. Available in a 54"-diameter curve, a 10" straight section, and an extra long 30" straight section, this traditional track features metal ties. Insulator pins and extra steel pins are also available.

6-49827 S Gauge 54" Curve Track \$3.45

6-49828 S Gauge 10" Straight Track \$3.45

6-49829 S Gauge 30" Straight Track \$9.45

6-49830 S Gauge Fibre Insulator Pins \$1.95

6-49831 S Gauge Steel Pins \$1.95



LIONEL O-27 AND O GAUGE TRACK

All Lionel track is easy to use, extremely durable, and very reliable. And Lionel track is so modestly priced, everyone can afford to create the layout they've always imagined. We offer two styles of traditional track:

O-27 Gauge Track:

This track comes in 27" diameter curves, so you can do more in a tighter space.

O Gauge Track:

Compared to O-27 track, the rails are slightly taller. O gauge track doesn't come in 27" diameter curves, but it does come in a variety of larger curves for the biggest layouts.

NOTE: Larger locomotives and cars will not negotiate tighter curves. Check the "Minimum Curve" in each item's catalog listing.

Looking for Ideas?

Since Lionel offers such a wide variety of track shapes and sizes, there is almost no limit to the layout you can design and build. If you'd like some suggestions, you can pick up a Lionel Track Pack – it includes all the track you need to make our most popular layouts.

High Conductivity Rails:

Lionel track is designed for maximum conductivity, making it easy to set up, minimizing problems, and maximizing the effectiveness of Lionel Magne-Traction – our exclusive traction and adherence system. Track that is not made by Lionel may consist of materials that are significantly less conductive.

Rail Shape:

Your train wheels take a lot of wear and tear rolling over metal rails. Lionel track rails are shaped to minimize this wear. Other track systems may cause your wheels to wear out faster.



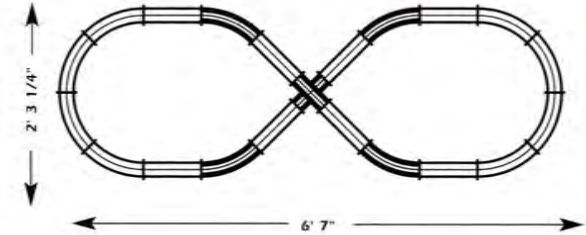

VARIETY, RELIABILITY & VALUE YOU CAN GROW WITH!

Figure 8 Add-On Track Pack
(O-27 Gauge)

Add this track to your oval to create a figure 8 layout. Requires an existing starter set oval of track.

- 1 - 90-degree crossover (6-65020)
- 4 - pieces curved track (6-65033)

(6-22966) \$15.39



Double-Loop Add-On Track Pack
(O-27 Gauge)

Add this track to your oval to create a double loop, an oval with two inside sidings, or a double oval. Requires an existing starter set oval of track.


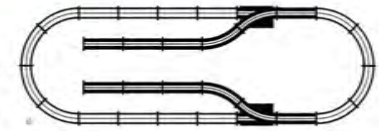

- 2 - pieces curved track (6-65033)
- 10 - pieces straight track (6-65038)
- 1 - right hand manual switch (6-65022)
- 1 - left hand manual switch (6-65021)

(6-22967) \$57.99

Manual Switch-Right



Manual Switch-Left



Deluxe Complete Track Pack
(O Gauge)

This complete O gauge track set will allow you to create the detailed layout shown. No additional track is required.

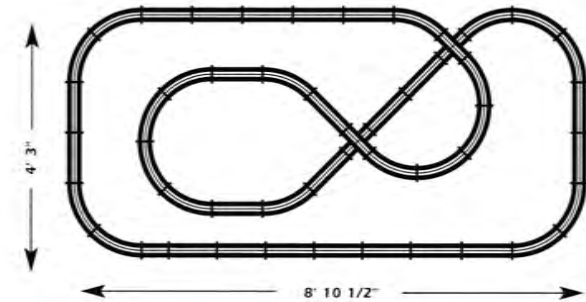
- 20 - pieces curved track (6-65501)
- 22 - pieces straight track (6-65500)
- 2 - 90-degree crossovers (6-65540)
- 1 - half straight (6-65505)

(6-22969) \$109.99

2-90° Crossovers



1 Half-Straight Section




O-27, O GAUGE AND LARGE SCALE TRACK


Steel Pins	O-27 Gauge	6-65042	\$2.49
Fibre Pins	O-27 Gauge	6-65041	\$2.49

O-27 Track Selections

Straight Track



1/2 Straight Track
Length: 4 7/8"
(6-65019) \$1.19



Straight Track
Length: 8 3/4"
(6-65038) \$1.59



Extra-Long Straight Track
Length: 35"
(6-65024) \$4.59

Curved Track




1/2 Curved Track
Length: 5 7/16"
(6-65014) \$1.19



27" Diameter Curved Track
(8 pieces per circle)
Length: 9 5/8"
(6-65033) \$1.59




42" Diameter Curved Track
(12 pieces per circle)
Length: 10 7/8"
(6-65049) \$2.49



54" Diameter Curved Track
(16 pieces per circle)
Length: 14 1/2"
(6-65113) \$2.79


Specialty



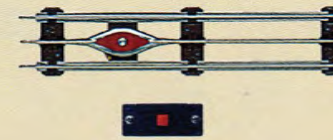
Insulated Track
Length: 8 3/4"
(6-12841) \$4.69




45-degree Crossover
Length: 10 1/4" x 10 1/4"
(6-65023) \$9.89



90-degree Crossover
Length: 7 3/8" x 7 3/8"
(6-65020) \$9.89




Uncoupling Track
Length: 8 3/4"
(6-65149) \$10.89




Remote-Control Track with UCS Controller
Length: 8 3/4"
(6-12746) \$22.99


Switches



27" Path Manual Switch
Length: 8 3/4" straight
(6-65021) **Left Hand** \$23.59
(6-65022) **Right Hand** \$23.59



27" Path Remote-Control Switch
Length: 8 3/4" straight
(6-65121) **Left Hand** \$39.99
(6-65122) **Right Hand** \$39.99



42" Path Remote-Control Switch
Length: 13 5/8" straight
(6-65167) **Left Hand** \$57.99
(6-65168) **Right Hand** \$57.99

O-27, O GAUGE AND LARGE SCALE TRACK

O Gauge Track Selections

Steel Pins	O Gauge	6-65551	\$2.49
Fibre Pins	O Gauge	6-65543	\$2.49

Straight Track



1/2 Straight Track
Length: 5 1/2"
(6-65505) \$1.79



Straight Track
Length: 10"
(6-65500) \$2.29



Extra-Long Straight Track
Length: 40"
(6-65523) \$6.99

Curved Track



1/2 Curved Track
Length: 6"
(6-65504) \$1.79



31" Diameter Curved Track
(8 pieces per circle)
Length: 10 5/8"
(6-65501) \$2.29



54" Diameter Curved Track
(16 pieces per circle)
Length: 10 3/8"
(6-65554) \$4.09




42" Diameter Curved Track
(12 pieces per circle)
Length: 10 1/2"
(6-12925) \$3.49



72" Diameter Curved Track
(16 pieces per circle)
Length: 14"
(6-65572) \$4.99

Specialty




Insulated Track
Length: 10"
(6-12840) \$7.19



Remote-Control Track
Length: 10"
(6-65530) \$35.19




45-degree Crossover
Length: 11 3/4" x 11 3/4"
(6-65545) \$15.39




90-degree Crossover
Length: 8 5/16" x 8 5/16"
(6-65540) \$15.39


Switches



31" Path Remote-Control Switch
Length: 10" straight
(6-14062) **Left Hand** \$69.99
(6-14063) **Right Hand** \$69.99



42" Path Remote-Control Switch
(6-12080) **Left Hand** \$74.99
(6-12081) **Right Hand** \$74.99

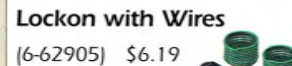


72" Path Remote-Control Switch
Length: 14 1/4" straight
(6-65166) **Left Hand** \$115.99
(6-65165) **Right Hand** \$115.99

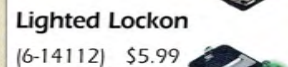
O Gauge Lockons



Lockon
(6-62900) \$3.19



Lockon with Wires
(6-62905) \$6.19



Lighted Lockon
(6-14112) \$5.99

O Gauge Track Clips

- Keep your O gauge track sections together with these easy-to-use, slide-on clips
- Perfect for keeping temporary or floor layouts together
- Box of 12

(6-12743) \$9.39



Large Scale Track

Straight Track

- Length: 11 3/4"

(8-82000) \$4.99

Curved Track

- Length: 13"
- 12 pieces make a 4.3-foot diameter circle

(8-82001) \$4.99

Wide Radius Curved Track

- Length: 16"
- 12 pieces make a 5.3-foot diameter circle

(8-82004) \$4.99

Lockon with Wires

- Designed for quick, positive connections between transformers, track, and accessories

(8-82101) \$6.99

O-27 Gauge Track Clips

- Keep your O-27 track sections together with these easy-to-use, slide-on clips
- Perfect for keeping temporary or floor layouts together
- Box of 12

(6-62901) \$9.39



MISCELLANEOUS MAINTENANCE ACCESSORIES



Lubrication/Maintenance Set

- Includes gear lube, oil applicator, track cleaning fluid, track cleaning eraser and cleaning instructions


(6-62927) \$17.99



Die-Cast Metal Sprung Trucks

- Upgrade your rolling stock trucks
- Metal coupler armature
- Quick and easy to install
- Add weight and improve tracking
- Box of two

(6-14078) \$14.99



NEW!

The Lionel FasTrack Book

This helpful guide explains how to use the Lionel FasTrack track system with more than 100 color photos and diagrams that show how to plan and create layouts for both large and small spaces. Dozens of track plans also show a variety of ways to integrate scenery and Lionel operating accessories to create a realistic layout. From small tabletop layouts, to large floor plans, there are many track ideas for you to explore, including double-track layouts for two trains, layouts to allow reversing trains, and any number of do-it-yourself designs. This book is a must-have for any Lionel train aficionado.


(6-24200) \$31.99



Die-Cast Metal Sprung Trucks with Rotating Bearing Caps

- Rotating bearing caps
- Upgrade your rolling stock trucks
- Metal coupler armature
- Quick and easy to install
- Add weight and improve tracking
- Box of two

(6-14251) \$15.99



The Lionel Train Book

How to Build and Operate Your Own Model Railroad

Learn everything you need to know about setting up and maintaining a Lionel layout, and maximize the enjoyment of your Lionel trains, in the pages of the Lionel Train Book. Included in this reference guide are an overview of product development, updated instructions on the setup and use of the TrainMaster Command Control System, track plans for the floor and tabletop, advice on building scenery and structures, wiring and track how-to, help in choosing steam or diesel locomotives and freight or passenger operations, maintenance and restoration tips, techniques, and instructions for operations that best emulate those of prototype railroads.

(6-14190) \$29.95



Smoke Fluid

- Designed for use with all Lionel locomotives, rolling stock, and accessories that feature smoke units

(6-62909) \$6.89



For more than 30 years, the Lionel RailRoader Club has provided its members with exclusive Lionel news, special promotions, merchandise discounts and Lionel catalogs. This is your opportunity to join thousands of others in this legendary club.


TO JOIN THE LIONEL RAILROADER CLUB:

Write to: Lionel RailRoader Club, P.O. Box 748, New Baltimore, MI 48047

Call (586) 949-4100 or visit www.lionel.com

Your membership includes these great club benefits for a whole year!

- ★ Quarterly issues of Inside Track, delivered right to your home. Included in Inside Track are interviews, special promotions, Lionel news and more!
- ★ Lionel catalogs delivered to you right off the press, arriving just after our dealers receive them!
- ★ Opportunities to purchase special LRRC cars and merchandise featured in Inside Track.
- ★ 10% discount on purchases at our Lionel Visitor's Center in Michigan (reservations required!).
- ★ Collectible, annual club button, and LRRC Membership Card.



At Lionel, we are committed to providing our customers with superior-quality products and service. It is a commitment shared by our many Lionel Authorized Dealers and Lionel Authorized Service Centers around the country. To locate a Dealer or Service Center near you, call 1-800-4LIONEL (1-800-454-6635). Or, call the Lionel Customer Service Center at 586-949-4100. You can also e-mail us at talktous@lionel.com or visit our website at www.lionel.com. Our knowledgeable staff is always eager to help you fully enjoy the magical world of Lionel model trains.

50625 RICHARD W. BOULEVARD
CHESTERFIELD, MICHIGAN
48051-2493
UNITED STATES OF AMERICA
PHONE: 586-949-4100
E-MAIL: TALKTOUS@LIONEL.COM
WWW.LIONEL.COM

COPYRIGHT ©2007 LIONEL L.L.C.



\$5.00