



LIONEL 2004 TRAIN CATALOG VOLUME 2

Wabash Junction
LIONEL TRAINS - SALES & SERVICE
1287 WABASH AVENUE
SPRINGFIELD, IL 62704
(217) 787-4855

WWW.LIONEL.COM



TABLE OF CONTENTS

Product Features Guide	2-3	Standard O Rolling Stock	78-91
Introduction to Lionel O Gauge Trains	4-5	Operating Cars	92-99
Train Sets	6-9	Passenger Cars	100-103
RailSounds and Elvis Train Sets	10-13	American Flyer	104-109
Special Edition TMCC Train Set	14-15	2005 Premium Train Sets	112-113
Thomas & Friends	16-17	2005 Standard O Steam Locomotives	114-115
Polar Express	18-19	2005 Diesel Locomotives	116-121
Greendale Train Set	20-21	2005 Traditional Rolling Stock	122-125
Holiday Train Sets	22-23	2005 Standard O Rolling Stock	126-131
Holiday	24-27	2005 Passenger Cars	132-133
Disney	28-31	Operating Accessories	134-163
Premium Train Sets	32-35	Historic Layout Series	150-153
Amtrak Acela	36-37	Lionelville	154-163
Traditional Steam Locomotives	38-41	Mainline Trackside Accessories	164-165
LionMaster Steam Locomotives	42-43	Traditional Trackside Accessories	166-169
Standard O Steam Locomotives	44-55	TrainMaster Command Control	170-175
Joshua Lionel Cowen Series GG1	56-57	Power	176-177
Railroad Vehicles	58-59	FasTrack Track System	178-183
Traditional Diesel Locomotives	60-61	O-27, O Gauge and Large Scale Track	184-187
Standard O Diesel Locomotives	62-71	Miscellaneous Maintenance Accessories	188
Traditional Rolling Stock	72-77	Lionel Railroader Club	Back Page

The following Lionel marks are used throughout this catalog and are protected under law. All rights reserved.

Lionel®, TrainMaster®, Odyssey®, RailSounds™, CrewTalk™, TowerCom™, DynaChuff™, StationSounds™, Pullmor®, ElectroCoupler™, Magne-Traction®, CAB-1® Remote Controller, American Flyer®, Lionel ZW®, ZW®, MagniVision®, TMCC®, Lionelville™, Wireless Tether™, Powerhouse™, LionMaster®, PH-1 Powerhouse®, Powermaster®, Powerstation-Powerhouse®, Accessory Motor Controller™, AMC™, Accessory Switch Controller™, ASC™, Action Recorder Controller™, ARC™, Track Power Controller 300™, TPC 300™, Track Power Controller 400™, TPC 400™, Block Power Controller™, BPC™, Operating Track Controller™, OTC™, FatBoy™, Lionel Lines®, Joshua Lionel Cowen Series™, Lionel Kiddie City®, Lionel Playworld®, Lockon™, TrainSounds™, MultiHorn™, MultiWhistle™, Choo-Choo™

The name FasTrack® is used with permission from Pitsco, Inc.

Pitman® is a registered trademark of Pitman, a PennEngineering company

Any reproduction, transmission or dissemination of the material herein is strictly prohibited. Trademarks owned by Lionel L.L.C. are indicated throughout this document.

Items depicted in this catalog are subject to change in price, color, size, design and availability. Verify features on product package. Retail prices are suggested.

See your Authorized Lionel Dealer for more information.



Welcome to the final Lionel catalog for 2004—and welcome to the first Lionel catalog for 2005!

As it does every August, our second catalog of the season sets the stage for many of the great new things we have on tap for the coming year. We've really gone out of our way to incorporate a number of aggressive new concepts into this 2004 Volume 2 catalog. We're just now entering the second half of the year, but 2004 has already been full of excitement. We saw the return of an improved Thomas & Friends train set, an explosion of FasTrack offerings, and the most exciting train set in a long, long time—The Polar Express™.

The Polar Express, based on the children's book by Chris Van Allsburg, is now a movie starring Tom Hanks, opening in November just before Thanksgiving. We expect it to become an instant classic, and should make our new train set one of the hottest new products in the hobby marketplace. Equipped as it is and priced right for the beginner, The Polar Express will be the #1 drawing card to bring new consumers into hobby and train stores across the country—and hopefully bring new recruits into the wonderful model railroading hobby.

And what about the rest of 2004?

How about the latest J.L.C. Series offering, the scale GG-1, with RailSounds 5.0 and TMCC-controlled pantographs? Elvis has his own touring train in this catalog, celebrating 50 years of rock 'n' roll. Not to be outdone, Neil Young, a Lionel owner and the driving force behind TMCC, celebrates his latest music tour with a very special limited-edition Greendale train set, complete with DVD and signed certificate of authenticity.

TV's favorite manic animated family, the Simpsons, hop the train from Springfield and head for Lionelville to turn up in some of the funniest animated cars to ever orbit a Lionel layout.

The LionMaster Challengers are back, bringing sleek, articulated power onto 31" diameter layouts. Our Disney collection expands with Finding Nemo and Winnie the Pooh, joining the cast of classic characters riding the rails. The new F3's roll out in this catalog in Pennsy and Santa Fe livery. And that's not even the half of it. The Christmas series expands with great new sets and cars for under the tree. We're unveiling for the first time ever, Lionel products carrying the UPS license.

Lionel has the distinct honor of being one of the first-ever official UPS licensees. We're also introducing a great new package of sound realism for mid-range products—TrainSounds. More on that in the operating cars section.

But wait, there's more. Enter 2005!

How can we top the great Lionelville accessories of this year? That may be impossible, but we can sure add to everyone's "must have" list, with our new, scale "nodding donkey" oil pump as well as the Lionelville Fire Station, with lights and sounds. With superb detail appropriate to nearly any rail era, these accessories will find a home on any train layout.

The Standard O series expands once again with PS-4 flatcars mounted with over-the-road trailers, as well as Husky Stack intermodal cars. Flyer fans: we're bringing back Cboo-Cboo sounds in our American Flyer Dockside Switchers. It may not be state-of-the-art technology, but it's the authentic old chuffing sound that conjures up all of the wonderful memories of the golden years at the Gilbert Hall of Science. Wait 'til you hear it!

FasTrack is still full of surprises. For 2005 we're adding to the mix with an all-new grade crossing with flasbers, a much-needed and very versatile trestle set, along with more variations of the remote controlled switches to create ever more intricate and exciting miniature railroad scenes.

This catalog is going to keep you busy for a while, so we invite you to find a comfortable chair with a pad of paper and a pen nearby for your "wish list," and then dig in.

Until next time...

Best Wishes,

William L. Bracy
President & CEO
Lionel L.L.C.

A Guide to Product Features

At Lionel, we are proud to present the finest, most advanced locomotives—powerful models with tried-and-true performance and cutting-edge technology. Over the years, we have revolutionized this great hobby with advances in locomotive traction, train operation, and on-board sounds. Lionel trains feel more and more like the real railroad. Use this guide to learn about the incredible features of Lionel locomotives.

■ OPERATION

■ Transformer Control

All Lionel locomotives—from the most sophisticated engines to the most basic—can be controlled by a basic transformer. Even older transformers can run our most advanced engines.

■ TrainMaster Command Control

Locomotives equipped with the incredible TrainMaster Command Control system are controlled by the commands from your CAB-1 Remote Controller, giving you the freedom to operate your trains while walking around your layout. Unlock the advanced sounds and features of your Command-equipped locomotives and, better yet, operate multiple units on the same track, at the same time! Installation is as easy as hooking up a transformer, and operation is simple to learn.

■ ElectroCouplers *(TrainMaster Command Control required)*

Open these couplers anywhere on the layout—without uncoupling track sections. The CAB-1 Remote Controller activates the ElectroCouplers with the TrainMaster Command Control system. Also, be sure to listen for authentic sounds of the coupler in operation with the RailSounds sound system.

■ Odyssey System

Heavy loads and steep grades are no problem for locomotives equipped with the Odyssey System, “cruise control” for your locomotive. No matter what, Odyssey System-equipped locomotives will maintain the speed you set. Watch your locomotive as it creeps through the yard or fights up a grade without hesitation, regardless of the long string of cars behind it.

■ Wireless Tether Connection

Looking to enhance the appearance of Lionel steam locomotives, we developed the exclusive infrared Wireless Tether connection so that the locomotive and tender can communicate without cumbersome wiring between the units. Lionel steamers are the only locomotives in O gauge offering this special feature.

■ Magne-Traction

Always on the cutting edge of model railroad technology, Lionel developed the Magne-Traction track gripping system in 1950. The wheels are actually magnetized, increasing track adhesion for extra traction and stability around curves. On other locomotives, Traction Tires on one or more of the powered driving wheels provide extra strength and stability for hauling long strings of cars. Traction Tires grip the rails, enhancing tractive effort for extra pulling power.

■ SOUND AND SMOKE

■ RailSounds

Widely regarded as the industry standard, the impressive RailSounds sound system brings the real sounds of the railroad to your layout. From the mechanical symphony of the locomotives, to the commotion of the station, you will be impressed by the digitally recorded samples of these special and authentic sounds.

■ MultiHorn/MultiWhistle

The sounds of the horn or the whistle actually change with each blast—just like the real thing. From the short, trumpet-like blasts of a diesel horn, to the breath-taking cries of the steam whistle, these familiar sounds replicate the magic of the rails.

■ Braking Sounds

Press the BRAKE button on your TMCC CAB-1 Remote Controller or rapidly decrease your throttle and listen for the screeching of your locomotive's brakes.

■ Start-up and Shut-down

Fire up your locomotive just like the real thing! Listen as the diesel engine turns over or the steam locomotive comes to life. You will also hear the sounds of the giant locomotive gradually fade away when you turn off power.

■ Steam Let-off/Blow-off

(TrainMaster Command Control required)

At the press of a button, your steam locomotive will replicate the sound of hot steam being released from the cylinders.

■ Diesel RPM

Throttle up your locomotive and listen as the locomotive's RPMs increase. While the RPM sounds automatically intensify with the speed of the engine and the power supplied to the track, you can also fine-tune the levels with your CAB-1 Remote Controller.

■ DynaChuff

A favorite feature among steam fans, DynaChuff is the varying intensity of the locomotive's chuffing, synchronized with the speed of the locomotive.

■ CrewTalk Communication

(TrainMaster Command Control required)

This is the crackling radio communication inside your locomotive, caboose, and other cars. Operate several CrewTalk-equipped locomotives with CrewTalk-equipped rolling stock, and you will find that these messages are sequenced to sound as though personnel stationed at different parts of the train are radioing each other.

■ TowerCom Announcements

(TrainMaster Command Control required)

“1361, you're clear for departure.” Locomotives equipped with TowerCom feature a specialized announcement or announcements from the tower to your locomotive. Many TowerCom announcements include your locomotive's roadname and number.



▪ StationSounds

Listen to the sounds of the busy platform! With a StationSounds-equipped passenger car, you will hear the station's loudspeaker announce arrivals and departures. En route, the conductor makes dining reservations and station stop announcements. Some cars even feature the "clickety-clack" of the train's wheels speeding along the track.

▪ Smoke

From the wafts of diesel exhaust to the heavy smoke columns that erupt from steam locomotive stacks, many Lionel locomotives feature operating smoke generators. Fan-driven smoke units provide a steady flow of smoke, and puffing smoke units create short blasts of smoke as the locomotive moves along the track. For the most realistic smoke effects, synchronized smoke units coordinate the blasts of smoke with the revolutions of the drivers and the DynaChuff sounds of the locomotive.

■ ILLUMINATION

▪ Directional Lighting

Most TrainMaster Command Control diesel locomotives and steam locomotives feature directional lighting. Operate a TMCC-equipped diesel in forward, and the headlight illuminates the mainline. In reverse, the headlight shuts off, and the rear headlight or the headlight of a second diesel (in a multi-unit lash-up) turns on. For TMCC-equipped steam locomotives, the headlight remains on in both forward and reverse operation. In reverse, the tender back-up light (if present) will shine.

▪ Classification Lights and Marker Lights

Classification lights are located on the boiler front or top of some steam locomotives while marker lights are on the rear of some steam locomotive tenders. These lights are also located on the ends of some diesel locomotives.

▪ Lighted Number Boards

Brightly illuminated, the locomotive's unique road number is displayed on the boiler top of some steam locomotives and on the ends of some diesel locomotives.

▪ Strobe Light

This flashing warning light is located on the cab roof of some diesel locomotives.

▪ Ditch Lights

These low-mounted lights serve as close-range secondary headlights on some diesel locomotives.

▪ Glowing Firebox and Flickering Firebox

A red glow steadily emanates from the firehole inside of the cab of Lionel steam locomotives equipped with the glowing firebox. Steam locomotives equipped with a flickering firebox create the illusion of a live fire "flickering" within.

▪ Variable Ashpan Glow

Start up a Lionel steam locomotive equipped with this feature and look for a red glow on the outside of the locomotive between the ashpan and firebox. As speed increases, the light grows brighter, simulating the increased draft onto the fire.

Feature Icons

As you journey through this catalog, look for the bold icons that represent your favorite Lionel features. The Odyssey System for speed control, TrainMaster Command Control—all of the best innovations are included. At a glance, you'll know how each locomotive is outfitted. You can't miss your favorite features with these specialized icons!



Welcome Aboard!

"No childhood should be without a train." A motto from our past that we at Lionel believe still rings true today. Beginning with a Lionel train set, this hobby provides the flexibility of a construction set, the action of an electronic game and a character all its own. As witnessed from the guide on pages 2-3, many Lionel products do contain some very high-tech features. However, rather than remain stuck in front of a two-dimensional screen, model railroading allows young and old alike to create a three-dimensional miniature world of their very own. And as many seasoned model railroaders will attest, a railroad is never done, there is always more to build, add or modify. With more variety than ever before, there are Lionel products to suit every budget. Like we have for over 100 years, Lionel will be there for every step of your family's lifelong journey down the rails.



Gauge vs. scale

The above two terms often confuse beginning model railroaders. Gauge refers to the distance between the outside rails of the track. Scale measures the relationship between a model and the real thing. The standard gauge for most real railroads is 4'-8 1/2". Lionel FasTrack, O gauge and O-27 track measures 1 1/4" between the outer rails. The "scale" of Lionel track translates to about 1/4" to the foot or 1:48 scale. Most Lionel products also measure about 1:48 scale. This relationship is approximate for Lionel Traditional and as exact as possible for Lionel Standard O. Some other Lionel products are Large Scale, S gauge and HO gauge.




Minimum Curve

This measurement is very useful in purchasing track, locomotives and rolling stock that are compatible with one another. For example, assemble O-72 curved track into a circle and you will have a 72" diameter layout. Assemble O-31 curved track into a circle and you will have a layout 31" in diameter. A locomotive with a Minimum Curve requirement of O-31 will run on a layout with O-72 curves, but a locomotive with a Minimum Curve requirement of O-72 will not run on a layout with O-31 curves. For more information on easy layout planning, see *The Lionel Train Book* found on page 188.

	Gauge	Curve	Diameter
A	O	O72	72" Diameter
B	O	O54	54" Diameter
C	O27	O42	42" Diameter
D	Regular O		31" Diameter
E	Regular O27		27" Diameter

A diagram showing five curved tracks of different radii, labeled A through E from largest to smallest. The tracks are shown as concentric arcs curving to the right.

Recommended Minimum Curve: Lionel locomotives and rolling stock are thoroughly tested to determine their Minimum Curve requirement. In some cases, a Lionel car or locomotive may be able to easily negotiate most, but not all possible track configurations for that Minimum Curve. For these products, a Recommended Minimum Curve is also given. This larger measurement allows for all combinations of Lionel track and switches.



Visit www.lionel.com for more tips on getting started in the greatest hobby in the world!



Traditional vs. Standard O

Lionel O gauge locomotives and rolling stock are divided into two basic categories—Traditional and Standard O. Both categories are O gauge and can be run together if Minimum Curve requirements allow. Generally, the difference is a matter of size and consistent proportions. Traditional and LionMaster locomotives are sized for Traditional Rolling Stock, and Standard O locomotives are sized for Standard O rolling stock. Some other distinguishing features of each category are listed below.

Lionel Traditional

- ✓ Based on classic Lionel designs
- ✓ Approximate scale proportions
- ✓ Perfect additions to Lionel train sets

Lionel Standard O

- ✓ Accurate reproductions of rolling stock and locomotives
- ✓ Scale proportions
- ✓ Super-detailed with many separately applied parts



*The fun begins with a ready-to-run Lionel train set.
So get ready to start your adventure
and Welcome Aboard!*

Lionel Train Sets

Each Lionel ready-to-run train set includes the FasTrack track system and most come equipped with the powerful CW-80 Transformer.

Featuring engraved ballast and painted track ties, the realistically detailed base of each FasTrack track section provides extra stability on all sorts of surfaces, including the living room carpet. Each piece is easy to connect and disconnect offering a positive, secure connection every time. See page 178 for more on the FasTrack track system.

FasTrack

The CW-80 Transformer provides 80 watts of power in a compact package reminiscent of the legendary ZW Transformer. The CW-80 Transformer (also available separately, see page 176) has programmable accessory output, allowing voltage levels for accessories to be set independently of track power. No need to worry about blown lightbulbs!




**ADJUSTABLE
ACCESSORY
OUTPUT**

Most sets also include a “How-to” video with easy-to-follow set up instructions and additional information to get started in model railroading with Lionel trains.

Lionel FasTrack Runs Circles Around the Competition

A generous 40" x 60" oval of FasTrack with O-36 curves is included in every Lionel train set, dwarfing the competition's small circle layout.




“How-to”
instructional video
included with most
Lionel ready-to-run
train sets

FastTrack



“How-to”
instructional video
included with most
Lionel ready-to-run
train sets



Great Northern Glacier Route



Pennsylvania Flyer



(6-31952) Great Northern Glacier Route Freight \$149.99



(6-31936) Pennsylvania Flyer \$179.99

Great Northern Glacier Route Freight

Painted in bright Omaha orange and deep Pullman green, this powerful RS-3 diesel locomotive hauls a boxcar, tank car, and caboose through Glacier National Park and over the Rocky Mountains. This locomotive features an operating headlight, a lighted interior, and a powerful diesel horn.

SET INCLUDES:

- RS-3 diesel locomotive, boxcar, three dome tank car, caboose, three straight FasTrack track sections, eight curved FasTrack track sections, a FasTrack terminal section, 40-Watt Transformer

LOCOMOTIVE FEATURES:

- Transformer controlled forward, neutral and reverse operation
- Operating diesel horn
- Operating headlight
- Powerful maintenance-free motor
- Operating couplers
- Lighted interior

ROLLING STOCK FEATURES:

- Operating couplers
- Opening doors on boxcar
- Minimum Curve: O-27
- Length: 43"
- Layout dimensions: 40" x 60"

Pennsylvania Flyer

With smoke pouring from the stack and the headlight ablaze, this die-cast metal steam locomotive races to the big port cities of the Eastern Seaboard with a boxcar, gondola, and caboose in tow. Featuring the CW-80 Transformer and a huge oval of FasTrack track, the Pennsylvania Flyer proves one of our most popular train sets.

SET INCLUDES:

- 4-4-2 steam locomotive and tender, boxcar, gondola with four canisters, caboose, three straight FasTrack track sections, eight curved FasTrack track sections, a FasTrack terminal section, CW-80 Transformer, "How-to" instructional video, smoke fluid

LOCOMOTIVE FEATURES:

- Transformer controlled forward, neutral and reverse operation
- Air whistle in tender
- Operating headlight
- Operating coupler on rear of tender
- Powerful maintenance-free motor
- Puffing smoke unit
- Die-cast metal locomotive body with metal frame and trucks

ROLLING STOCK FEATURES:

- Operating couplers
- Opening doors on boxcar
- Four removable canisters on gondola
- Minimum Curve: O-27
- Length: 46 1/2"
- Layout dimensions: 40" x 60"

TRAIN SETS

Southern Diesel Freight

With powerful dual motors, this tough GP-38 diesel locomotive charges through Dixieland, pulling a boxcar, a coal hopper, an operating searchlight car, and a caboose. Along with this long string of cars, the Southern Diesel Freight set includes an 80 watt CW-80 Transformer that allows you to easily expand your railroad empire.

SET INCLUDES:

- GP-38 diesel locomotive, operating searchlight car, boxcar, coal hopper, caboose with lighted interior, three straight FasTrack track sections, eight curved FasTrack track sections, a FasTrack terminal section, CW-80 Transformer, "How-to" instructional video

LOCOMOTIVE FEATURES:

- Transformer controlled forward, neutral and reverse operation
- Operating diesel horn
- Operating headlight
- Dual operating couplers
- Dual powerful maintenance-free motors
- Metal frame

ROLLING STOCK FEATURES:

- Operating couplers
- Opening doors on boxcar
- Operating searchlight on searchlight car
- Interior lighting in caboose
- Minimum Curve: O-27
- Length: 49"
- Layout dimensions: 40" x 60"

"Riding the Rails" Hobo Train

Celebrate the adventuresome life of the carefree hobo with the Riding the Rails Hobo Train. Watch as one hobo tries to outrun the railroad bull on the gondola while a high iron troubadour strums away in the open boxcar. Two more tireless tramps pump a handcar to catch up with their outbound brethren. This exciting set even includes a flickering Hobo Campfire.

SET INCLUDES:

- 4-6-4 Hudson steam locomotive and tender, double door boxcar with figure, hobo chase gondola, lighted caboose, hobo handcar, hobo campfire accessory, three straight FasTrack track sections, eight curved FasTrack track sections, a FasTrack terminal section, CW-80 Transformer, "How-to" instructional video, smoke fluid

LOCOMOTIVE FEATURES:

- Transformer controlled forward, neutral and reverse operation
- Realistic air whistle in tender
- Operating headlight
- Operating coupler on rear of tender
- Powerful maintenance-free motor
- Puffing smoke unit
- Die-cast metal locomotive body

ROLLING STOCK FEATURES:


- Operating couplers
- Double door boxcar with figure
- Hobo figures move around gondola while train is in motion
- Interior lighting in caboose

HANDCAR FEATURES:

- Transformer controlled operation
- Powerful maintenance-free motor
- Two hobo figures pump the handle

HOBO CAMPFIRE FEATURES:

- Five pewter figures
- Pewter cooking pot and campfire spit
- Two bright, flickering LEDs
- Removable mounting tabs on base
- ON/OFF switch concealed under the trash can
- Individually boxed
- Minimum Curve: O-27
- Length: 47 3/8"
- Layout dimensions: 40" x 60"





[6-31938] Southern Diesel Freight \$229.99

[6-31953] "Riding the Rails" Hobo Train \$299.99

FastTrack

"Riding the Rails" Hobo Train



**HOBO
CAMPFIRE
INCLUDED**

Hobo guitar player rides in
open door of boxcar



"How-to"
instructional video
included with
each of these sets



"How-to" instructional video included with each of these sets

[6-31969] New York Central Flyer \$249.99



[6-31958] Santa Fe Flyer \$249.99



New York Central Flyer with RailSounds

FasTrack



Santa Fe Flyer with RailSounds

Flyer Train Sets with RailSounds

Featuring the RailSounds sound system—the most realistic sound system in model railroading—the New York Central Flyer and the Santa Fe Flyer come to life with steam chuffing, whistle blowing, and an operating smoke unit. These die-cast metal steamers haul brightly painted rolling stock over a huge loop of FasTrack track. Each set even includes a die-cast metal tractor-trailer.

EACH SET INCLUDES:

- 4-4-2 steam locomotive and tender, boxcar, flatcar with stakes and bulkheads, caboose, tractor, trailer, crate load, three straight FasTrack track sections, eight curved FasTrack track sections, a FasTrack terminal section, CW-80 Transformer, smoke fluid, "How-to" instructional video

LOCOMOTIVE FEATURES:

- Transformer controlled forward neutral and reverse operation
- RailSounds sound system with steam sounds, synchronized chuffing, crew announcements, brake squeal, steam whistle and bell
- Operating headlight
- Operating coupler on rear of tender
- Powerful maintenance-free motor
- Puffing smoke
- Die-cast metal locomotive body
- Metal tender frame with die-cast metal trucks

ROLLING STOCK FEATURES:

- Die-cast metal sprung trucks (caboose has die-cast metal trucks) and operating couplers
- Opening doors on boxcar
- Interior illumination in caboose
- Minimum Curve: 0-27
- Length: 47"
- Layout dimensions: 40" x 60"

FaTrack




Nickel Plate Road Super Freight



"How-to"
instructional
video included




[6-31962] Nickel Plate Road Super Freight \$399.99



[6-31728] Elvis "He Dared to Rock" Train \$399.99

NEW!



Nickel Plate Road Super Freight with RailSounds

Puffing smoke and the realistic RailSounds sound system add even more action to this highly detailed 2-8-4 Berkshire steam locomotive. With all-new paint schemes, the Nickel Plate Road Super Freight charges through the Midwest with a boxcar, a tank car, a flatcar, and a lighted caboose. With a large FasTrack layout and the powerful CW-80 Transformer, this train set has the potential to grow into a full-fledged O gauge railroad empire.

SET INCLUDES:

- 2-8-4 Berkshire steam locomotive and tender, boxcar, single dome tank car, flatcar with semi trailer, caboose, three straight FasTrack track sections, eight curved FasTrack track sections, a FasTrack terminal section, CW-80 Transformer, smoke fluid, "How-to" instructional video

LOCOMOTIVE FEATURES:

- Transformer controlled forward, neutral and reverse operation
- RailSounds sound system with steam sounds, synchronized chuffing, crew announcements, brake squeal, steam whistle and bell
- Operating headlight
- Operating coupler on rear of tender
- Powerful maintenance-free motor with momentum flywheel
- Traction tires
- Puffing smoke unit
- Die-cast metal locomotive body, frame and trucks
- Die-cast metal tender body and trucks with a metal frame
- Engineer and fireman figures

ROLLING STOCK FEATURES:

- Die-cast metal sprung trucks and operating couplers (Caboose has die-cast metal trucks)
- Opening doors on boxcar
- Removable trailer on flatcar
- Operating smoke unit in caboose
- Lighted caboose interior

- Individually boxed
- Minimum Curve: O-27
- Length: 60 3/4"
- Layout dimensions: 40" x 60"

Elvis "He Dared to Rock" Train

2004 marks a very special golden anniversary. Fifty years ago on July 5, 1954, a then-unknown 19-year-old Elvis Presley walked into Sun Studio in downtown Memphis. There, he reworked an old blues song, "That's All Right (Mama)," creating something no one had heard before. From then on, rock 'n' roll was here to stay. Led by a tough die-cast metal locomotive, the Elvis "He Dared to Rock" Train features custom graphics as well as a few surprises, such as a transport car with a gold record load. This all-new set is completely ready-to-run with a powerful CW-80 Transformer and a large FasTrack layout.

SET INCLUDES:

- 2-8-4 Berkshire steam locomotive and tender, gold record transport car, flatcar with billboards, searchlight car, caboose, three straight FasTrack track sections, eight curved FasTrack track sections, a FasTrack terminal section, CW-80 Transformer, smoke fluid, "How-to" instructional video

LOCOMOTIVE FEATURES:


- Transformer controlled forward, neutral and reverse operation
- Realistic air whistle in tender
- Operating headlight
- Operating coupler on rear of tender
- Powerful maintenance-free motor with momentum flywheel
- Traction tires
- Puffing smoke unit
- Die-cast metal locomotive body, frame and trucks
- Die-cast metal tender body and trucks with a metal frame
- Engineer and fireman figures

ROLLING STOCK FEATURES:

- Die-cast metal sprung trucks and operating couplers (Caboose and searchlight car have die-cast metal trucks)
- Transport car features a metal frame and gold record load
- Flatcar includes removable billboard load
- Searchlight features illuminated light with Elvis silhouette
- Caboose features interior lighting, metal frame, ladders, toolboxes and smokestack

- Individually boxed
- Minimum Curve: O-27
- Length: 58 3/4"
- Layout dimensions: 40" x 60"

© EPE, © JP, Sun & Elvis Reg. U.S. Pat. & TM. Off.



Elvis "He Dared to Rock" Train



All-new gold record load



Custom billboard artwork



Overland Freight Express

All-new for 2004, this all-inclusive Special Edition TMCC Train Set features everything that you need to get started in O gauge Command Control railroading. A massive FasTrack oval featuring 0-60 curves creates the perfect layout to highlight the super-detailed Standard O SD-70MAC diesel and modern freight consist. Along with the powerful CW-80 Transformer, the TMCC Command Base and CAB-1 Remote Controller allow you to unlock all of the latest TrainMaster Command Control features as well as experience the freedom of walk-around remote control.

SET INCLUDES:

SD-70MAC diesel locomotive, two Maxi-Stack intermodal cars, three auto carriers, one Standard O extended vision caboose, seven straight FasTrack track sections, 16 0-60 curved FasTrack track sections, a FasTrack terminal section, TMCC Command Base, TMCC CAB-1 Remote Controller, CW-80 Transformer

LOCOMOTIVE FEATURES:

- TrainMaster Command Control equipped—able to run in Command Control Mode or in Conventional Transformer Control Mode
- RailSounds sound system with CrewTalk communication and TowerCom announcements
- Odyssey System for speed control with ON/OFF switch
- Directional lighting including LED headlights
- Operating marker lights
- Two ElectroCouplers
- Dual powerful maintenance-free motors with momentum flywheels
- Magne-Traction track gripping system
- Traction tires
- Fan-driven smoke unit
- Die-cast metal trucks, fuel tank and pilots
- Metal frame
- Separately applied metal details
- Lighted number boards
- Lighted cab interior
- Engineer figures

ROLLING STOCK FEATURES:


- Die-cast metal sprung trucks (Caboose & maxi-stack cars have die-cast metal trucks)
- New metal ladders on auto carriers
- Maxi-Stack cars feature realistic articulation and four removable intermodal containers
- Interior lighting in caboose
- Individually boxed
- Minimum Curve: 0-31
- Length: Approximately 122"
- Layout dimensions: 102" x 62"

(6-31989) \$799.99



GET STARTED IN COMMAND CONTROL!

FasTrack






NEW!

**HUGE
102" x 62"
LAYOUT!**

**INCLUDES
CAB-1 AND
COMMAND
BASE!**



THOMAS & FRIENDS



Thomas the Tank Engine's eyes move side to side



Includes three interchangeable faces

NEW!



Includes three play figures

A BRITTT ALLCROFT COMPANY PRODUCTION



©2004 Gallant (Thomas) Limited

FastTrack

THOMAS & FRIENDS



“How-to”
instructional
video included

Thomas & Friends™ O Gauge Train Set

Available for the first time with the new CW-80 Transformer and the FasTrack track system, Thomas & Friends is ready for some exciting adventures on the island of Sodor. Accompanying Thomas are his faithful coaches, Annie and Clarabel, as well as two very responsible railway workers and our favorite Controller, Sir Topham Hatt. Thomas' moving eyes ensure that your journey on everyone's #1 engine is a safe one, and the removable roofs of Annie and Clarabel allow you to load and unload your passengers.

SET INCLUDES:

- Thomas the Tank Engine with three interchangeable faces, Annie, Clarabel, three play figures, three straight FasTrack track sections, eight curved FasTrack track sections, a FasTrack terminal section, CW-80 Transformer, “How-to” instructional video

FEATURES:

- Transformer controlled forward, neutral and reverse operation
- Moving eyes on Thomas the Tank Engine
- Newly designed operating whistle
- Operating coupler on rear of locomotive
- Dual operating couplers on Annie and Clarabel
- Powerful maintenance-free motor
- Traction tire
- Set of three removable faces
- Removable roofs on Thomas, Annie and Clarabel
- Three play figures
- Minimum Curve: O-27
- Length: 21”
- Layout dimensions: 40” x 60”

(6-31956) \$149.99



THE POLAR EXPRESS™

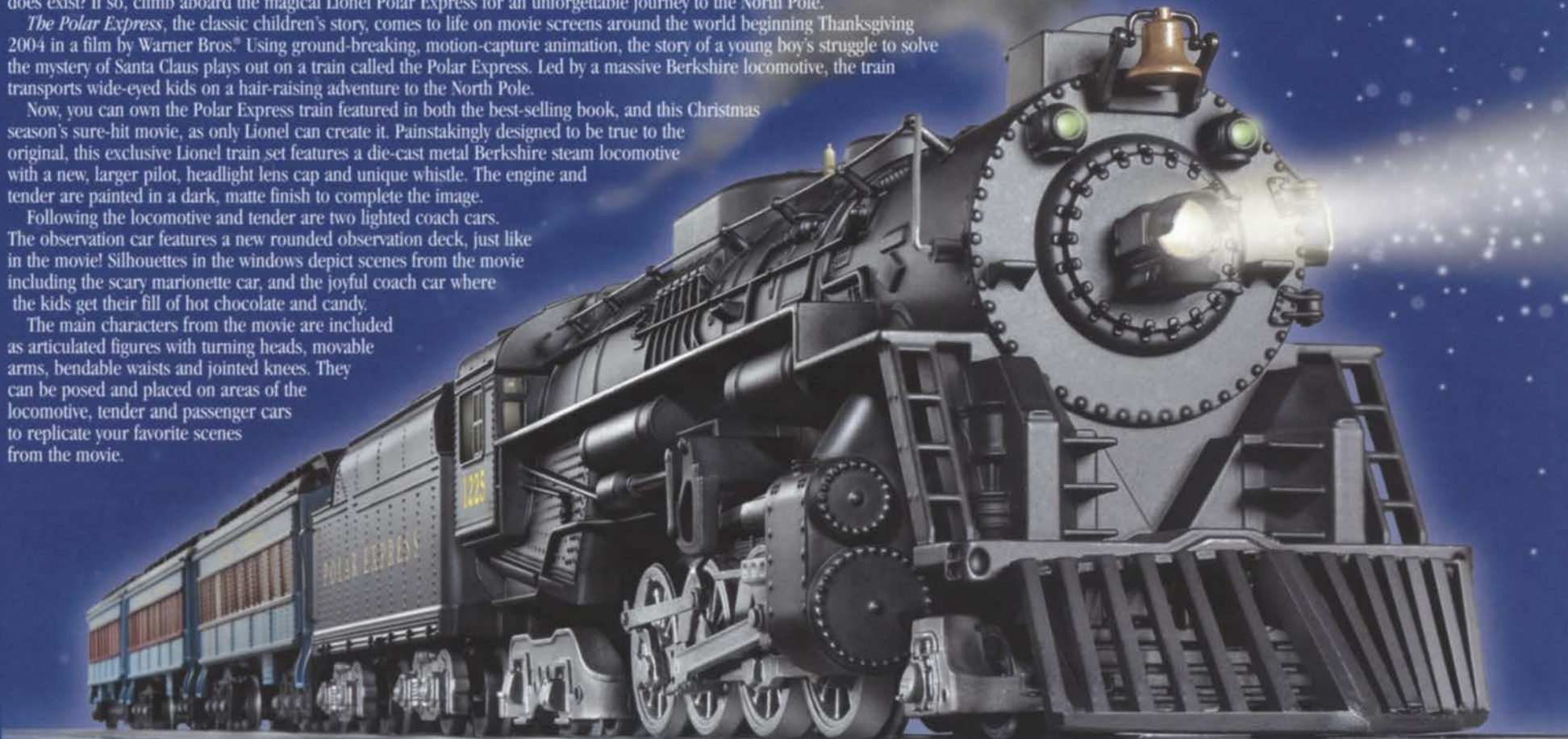
Do you hear the bells? The bells of Santa's sleigh? The bells that prove that you have been right all along, that Santa really does exist? If so, climb aboard the magical Lionel Polar Express for an unforgettable journey to the North Pole.

The Polar Express, the classic children's story, comes to life on movie screens around the world beginning Thanksgiving 2004 in a film by Warner Bros.® Using ground-breaking, motion-capture animation, the story of a young boy's struggle to solve the mystery of Santa Claus plays out on a train called the Polar Express. Led by a massive Berkshire locomotive, the train transports wide-eyed kids on a hair-raising adventure to the North Pole.

Now, you can own the Polar Express train featured in both the best-selling book, and this Christmas season's sure-hit movie, as only Lionel can create it. Painstakingly designed to be true to the original, this exclusive Lionel train set features a die-cast metal Berkshire steam locomotive with a new, larger pilot, headlight lens cap and unique whistle. The engine and tender are painted in a dark, matte finish to complete the image.

Following the locomotive and tender are two lighted coach cars. The observation car features a new rounded observation deck, just like in the movie! Silhouettes in the windows depict scenes from the movie including the scary marionette car, and the joyful coach car where the kids get their fill of hot chocolate and candy.

The main characters from the movie are included as articulated figures with turning heads, movable arms, bendable waists and jointed knees. They can be posed and placed on areas of the locomotive, tender and passenger cars to replicate your favorite scenes from the movie.



INCLUDES FOUR ARTICULATED ACTION FIGURES!



SET INCLUDES:

- 2-8-4 Berkshire steam locomotive and tender, two passenger coaches, one passenger observation car with rounded deck, three straight FasTrack track sections, eight curved FasTrack track sections, one FasTrack terminal section, CW-80 Transformer, articulated movie characters, smoke fluid, "How-to" instructional video

LOCOMOTIVE FEATURES:

- Transformer controlled forward, neutral and reverse operation
- Air whistle in tender
- Operating headlight
- Operating coupler on rear of tender
- Powerful maintenance-free motor
- Two traction tires
- Puffing smoke
- Die-cast metal locomotive body and frame
- Separately applied metal handrails
- All-new pilot and headlight lens shield

PASSENGER CARS FEATURE:

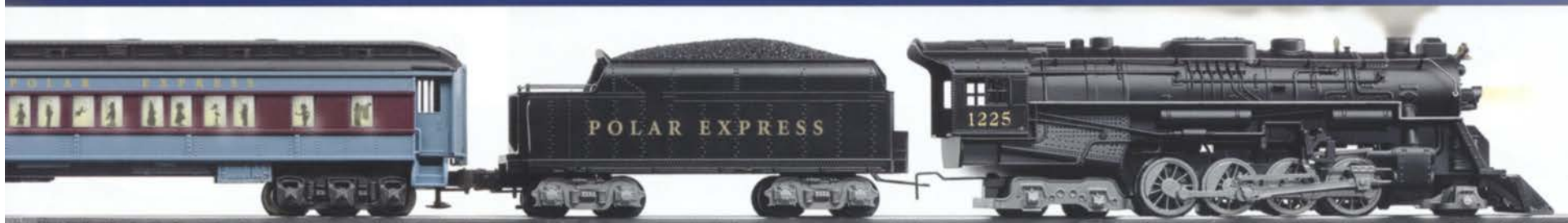
- Interior lighting
- Decorated drumhead on observation car
- All-new, rounded observation deck
- Silhouettes in windows
- Minimum Curve: 0-27
- Length: 63 3/8"
- Layout dimensions: 40" x 60"

(6-31960) \$249.99



There is no better children's book, no better movie director, no better actor, and no better train company to bring you all of the fun, excitement and drama of the Polar Express. Do not miss out on this Lionel O-gauge exclusive.

Do you believe in Santa? We do!



NEIL YOUNG'S GREENDALE

Neil Young's Greendale Train

Take a ride to Greendale and discover a place where the citizenry believe in personal rights, protection of the environment, and sanctuary from corporate greed. A place that has, as its motto says, "everything you're looking for."

Based on the popular "musical novel" by renowned recording artist and Lionel part-owner, Neil Young, the Greendale train set evokes some of the most powerful messages from the story. From the Millennium News Network (MNN) television car and BIG OIL tank car, to the Devil animated gondola and presidential election campaign observation car, the set tells the story of modern day issues that besiege all of us on a daily basis.

Limited to only 500 sets and including two special gifts – a DVD movie version of Greendale and an Honorary Citizen of Greendale certificate signed by Neil himself – the Greendale train set is sure to become a prized part of any collection.

SET INCLUDES:

FA diesel locomotive, boxcar, animated chase gondola with unique Devil and Sun Ciela Green figures, chrome-plated single dome tank car, operating TV car, passenger observation car with presidential figure, three straight FasTrack sections, one FasTrack terminal section, CW-80 Transformer, Greendale DVD, Signed certificate

LOCOMOTIVE FEATURES:

- Transformer controlled forward, neutral and reverse operation
- Electronic diesel horn
- Operating headlight
- Powerful maintenance-free motor
- Traction tires

ROLLING STOCK FEATURES:


- Die-cast metal sprung trucks (die-cast metal trucks on TV car, animated gondola and observation car), and operating couplers
- Interior lighting in passenger car and TV car
- Sun Ciela Green and Devil figures move around the animated gondola while the train is in motion
- Single dome tank car is chrome plated
- Observation passenger car has presidential figure and decorative bunting
- Opening doors on boxcar

SPECIAL FEATURES:

- Greendale DVD
- Greendale Honorary Certificate signed by Neil Young
- Limited production of 500 sets
- Minimum Curve: 0-27
- Length: 66"
- Layout dimensions: 40" x 60"

(6-30002) \$599.99


NEW!



The Devil chases Sun Ciela Green



GREENDALE CERTIFICATE SIGNED BY NEIL YOUNG




GREENDALE DVD



LIMITED EDITION OF 500 SETS



New presidential observation car



HOLIDAY TRAIN SETS

Silver Bell Express

Dressed in a frosty silver and blue livery, the Silver Bell Express graces the rails with three metal bells and a musical caboose in tow. This Large Scale train set includes a giant circle of track and a powerful transformer. To expand your layout, see the Large Scale track and switches available on page 187.

SET INCLUDES:

- 0-6-0 steam locomotive, gondola with bells, musical Christmas caboose, 12 pieces of curved Large Scale track, 40 watt transformer, one Santa Claus figure

LOCOMOTIVE FEATURES:

- Transformer controlled forward and reverse
- Powerful maintenance-free motor
- Operating headlight
- Weather-resistant construction for indoor/outdoor use
- Nickel-plated metal wheels
- Plated detail parts
- Removable roof for easy access to interior
- Santa Claus figure

ROLLING STOCK FEATURES:

- Weather-resistant construction
- Removable bells in gondola
- Musical caboose plays 12 of your favorite Christmas carols (nine-volt battery not included)
- Large Scale
- Length: 36"
- Layout dimensions: 51" diameter

Holiday Tradition Special

A classic Lionel train set rolling around the Christmas tree is an American tradition enjoyed by generations. The new Holiday Tradition Special hauls a bright load of Yuletide cheer. Listen as the boxcar plays 12 of your favorite Christmas carols. See the busy elf run around the gondola trying to corral a frisky reindeer for the big sleigh ride. This special train runs around a generous FasTrack loop with power supplied by a mighty CW-80 Transformer.

SET INCLUDES:

- 4-4-2 steam locomotive and tender, Christmas music boxcar, elf and reindeer animated gondola, lighted caboose, three straight FasTrack track sections, eight curved FasTrack track sections, a FasTrack terminal section, CW-80 Transformer, smoke fluid, "How-to" instructional video

LOCOMOTIVE FEATURES:

- Transformer controlled forward, neutral and reverse operation
- Realistic air whistle in tender
- Operating headlight
- Operating coupler on rear of tender
- Powerful maintenance-free motor
- Traction tire
- Puffing smoke unit
- Die-cast metal locomotive body

ROLLING STOCK FEATURES:

- Operating couplers
- Musical boxcar plays 12 of your favorite Christmas carols (nine-volt battery not included)
- Elf and reindeer figures move around the animated gondola while the train is in motion
- Minimum Curve: 0-27
- Length: 46"
- Layout dimensions: 40" x 60"

Silver Bell Express



Holiday Tradition Special



"How-to" instructional video included with Holiday Tradition Special

NEW!

FasTrack



PLAYS
12 SONGS

(8-81024) Silver Bell Express \$199.99



PLAYS
12 SONGS

(6-31966) Holiday Tradition Special \$199.99

2004 Christmas Boxcars

Collect the latest installment of a Lionel tradition in O gauge, American Flyer or Large Scale versions.

O GAUGE AND AMERICAN FLYER CHRISTMAS BOXCARS FEATURE:

- Die-cast metal sprung trucks (American Flyer Christmas Boxcar has non-sprung die-cast metal trucks)
- Operating couplers
- Metal frames
- Opening doors
- Minimum Curve: O Gauge Boxcar: 0-27
American Flyer Boxcar: S Gauge
- Length: O Gauge Boxcar: 10 1/2"
American Flyer Boxcar: 8 1/2"

LARGE SCALE CHRISTMAS BOXCAR FEATURES:

- Opening doors
- Equipped with Large Scale knuckle couplers with optional hook and loop couplers
- Compatible with most popular Large Scale trains
- Minimum Curve: 4' diameter
- Length: 16"

Santa's Speeder

Santa Claus inspects the North Pole mainline in his very own railroad speeder. This pint size runabout offers an exciting addition to any O gauge Christmas train set.

FEATURES:

- Transformer controlled forward, neutral and reverse operation
- Directional lighting
- Powerful maintenance-free motor
- Traction tire
- Die-cast metal frame
- Separately applied metal handrails
- Operating strobe light
- Detailed cab interior
- Interior lighting
- Santa Claus and driver figures
- Minimum Curve: 0-27
- Length: 3 3/4"

(6-36275) 2004 O Gauge Christmas Boxcar \$44.99



NEW!

(6-48355) 2004 American Flyer Christmas Boxcar \$49.99



NEW!

(6-18493) Santa's Speeder \$59.99



NEW!

(8-87025) 2004 Large Scale Christmas Boxcar \$54.99



NEW!

American Flyer Naughty & Nice Hopper 2-Pack

Santa has made his list, checked it twice, and loaded two hoppers full of the appropriate gifts. Unless you operate a real steam locomotive, you will want to be nice this year!

FEATURES:

- Die-cast metal trucks
- Removable coal load in "Naughty" hopper
- Removable gift load in "Nice" hopper
- Minimum Curve: S Gauge
- Length: Single car: 8 3/4"
2-Pack: 17 1/2"



(6-48623) American Flyer Naughty & Nice Hopper 2-Pack \$89.99

**North Pole Central Lines
2-8-4 Berkshire**

Create your own Christmas Special with this new 2-8-4 Berkshire decked out in holiday colors. The powerful steamer comes complete with the RailSounds sound system. A matching lighted caboose is also available separately.

FEATURES:

- Transformer controlled forward, neutral and reverse operation
- RailSounds sound system with steam sounds, synchronized chuffing, crew announcement, brake squeal, steam whistle and bell
- Operating headlight
- Operating coupler on rear of tender
- Powerful maintenance-free motor with momentum flywheel
- Traction tires
- Puffing smoke unit
- Die-cast metal locomotive body, frame and trucks
- Die-cast metal tender body and trucks with a metal frame
- Santa Claus figure
- Minimum Curve: O-27
- Length: 19"

North Pole Central Lines Caboose

FEATURES:

- Die-cast metal trucks and operating couplers
- Interior lighting
- Metal frame, ladders, toolboxes and smokestack
- Minimum Curve: O-27
- Length: 7 1/4"

(6-28646) North Pole Central Lines 2-8-4 Berkshire \$229.99



(6-36515) North Pole Central Lines Caboose \$44.99



Lionelville Snow Transport Quad Hopper

Every Christmas should be white with snow! If it's a little too warm in your locale, ship a frosty load by rail.

FEATURES:

- Die-cast metal sprung trucks and operating couplers
- Removable snow load
- Minimum Curve: 0-27
- Length: 11 3/4"

Candy Cane Unibody Tank Car

This striped tank car celebrates a favorite holiday treat.

FEATURES:

- Die-cast metal sprung trucks and operating couplers
- Separately applied details
- Die-cast metal platforms, ends and air cylinders
- Metal handrails, ladders and warning placards
- Minimum Curve: 0-27
- Length: 11 1/4"

Angela Trotta Thomas "Tis the Season" Boxcar

All-new artwork by renowned artist Angela Trotta Thomas graces this holiday car.

FEATURES:

- Die-cast metal sprung trucks and operating couplers
- Metal frame
- Opening doors
- Minimum Curve: 0-27
- Length: 10 1/2"

NEW!



(6-16480) Lionelville Snow Transport Quad Hopper \$44.99

NEW!



(6-17946) Candy Cane Unibody Tank Car \$54.99

NEW!



(6-36276) Angela Trotta Thomas "Tis the Season" Boxcar \$44.99

NEW!



(6-26809) Santa's Mobile Lighting Service Extension Searchlight Car \$59.99

NEW!

**PLAYS
12 SONGS**



(6-36790) Christmas Music Boxcar \$59.99

NEW!



(6-26808) Egg Nog Barrel Car \$69.99



Figure rolls barrels off of car

Santa's Mobile Lighting Service Extension Searchlight Car

Power up the operating searchlight! This car is perfect for Santa's late Christmas Eve operations.

FEATURES:

- Die-cast metal trucks and operating couplers
- Removable searchlight
- Spool of wire
- Minimum Curve: 0-27
- Length: 9 3/4"

Christmas Music Boxcar

With the flip of a switch, the Christmas Music Boxcar plays 12 traditional Christmas carols.

FEATURES:

- Die-cast metal sprung trucks and operating couplers
- Plays 12 Christmas carols powered by a nine-volt battery (not included)
- ON/OFF switch
- Opening doors
- Minimum Curve: 0-27
- Length: 10 1/2"

Egg Nog Barrel Car

Just in time for the holidays, this car delivers Santa's favorite beverage by the barrel.

FEATURES:

- Die-cast metal trucks and operating couplers
- Remote Control Track section required, see pages 178-187
- At the push of a button, the hand-painted figure pushes the barrels off of the car
- Metal barrel channel and frame
- Six wooden barrels
- Includes unloading bin
- Minimum Curve: 0-27
- Length: 11"

Disney Christmas Train

Join your favorite Disney characters for a celebration of holiday cheer. This all-new train set comes complete with a powerful CW-80 Transformer and a giant 40" x 60" loop of FasTrack track sections.

SET INCLUDES:

- 4-4-2 steam locomotive and tender, bobbing head boxcar, animated chase gondola, caboose, three straight FasTrack track sections, eight curved FasTrack track sections, a FasTrack terminal section, CW-80 Transformer, "How-to" instructional video, smoke fluid

LOCOMOTIVE FEATURES:

- Transformer controlled forward, neutral and reverse operation
- Realistic air whistle in tender
- Operating headlight
- Operating coupler on rear of tender
- Powerful maintenance-free motor
- Puffing smoke unit
- Die-cast metal locomotive body with metal frame and trucks

ROLLING STOCK FEATURES:

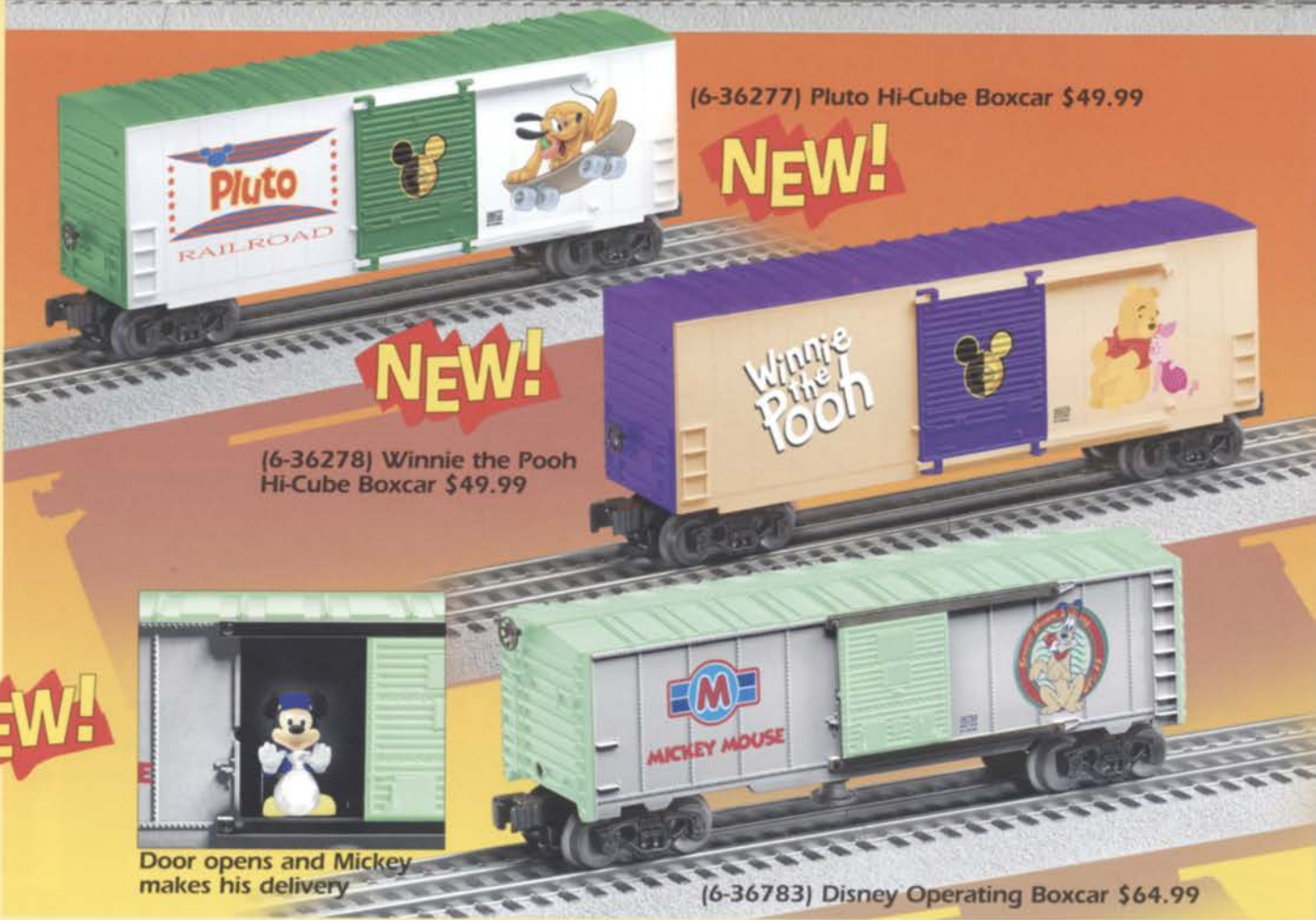
- Operating couplers
- Opening doors on boxcar
- Figures move up and down through roof openings on bobbing head boxcar
- Animated figures on the chase gondola
- Caboose with interior lighting
- Mickey figure
- Individually boxed in custom Disney packaging
- Minimum Curve: 0-27
- Length: 47 1/8"
- Layout dimensions: 40" x 60"

Disney Hi-Cube Boxcars

Each of these cars includes colorful officially licensed Disney artwork.

FEATURES:

- Die-cast metal sprung trucks and operating couplers
- Opening doors
- Custom Disney packaging
- Minimum Curve: 0-27
- Length: 11 1/4"



(6-36277) Pluto Hi-Cube Boxcar \$49.99

NEW!

NEW!

(6-36278) Winnie the Pooh Hi-Cube Boxcar \$49.99

NEW!

Door opens and Mickey makes his delivery

(6-36783) Disney Operating Boxcar \$64.99



"How-to" instructional video included with each of these sets

NEW!

(6-31946) Disney Christmas Train \$299.99



(6-36784) Monsters Inc. Bobbing Head Boxcar \$64.99

NEW!



NEW!



Original artwork from the movie

(6-36781) Finding Nemo Aquarium Car \$64.99

©2004 Disney
©2004 Disney/Pixar

Disney Operating Boxcar

Mickey Mouse makes a special delivery, unloading a bundle at the press of a button. A remote control or uncoupling track section is required (Sold separately, see pages 178-187).

FEATURES:

- Die-cast metal sprung trucks and operating couplers
- Animated figure with detachable bundle
- Opening doors
- Custom Disney packaging
- Minimum Curve: 0-27
- Length: 10 1/2"

Monsters Inc. Bobbing Head Boxcar

Watch Mike and Sulley play hide-and-seek as the boxcar rolls down the rails.

FEATURES:

- Die-cast metal trucks and operating couplers
- Custom Disney packaging
- Minimum Curve: 0-27
- Length: 10 1/2"

Finding Nemo Aquarium Car

The search for Nemo continues on your layout with this new animated car.

FEATURES:

- Die-cast metal trucks and operating couplers
- Metal frame
- Interior light
- Moving, decorated belt
- Custom Disney packaging
- Minimum Curve: 0-27
- Length: 10 1/2"

101 Dalmatians Animated Gondola

The Dalmatians have Cruella DeVil on the run! Everyone's favorite canines chase the evil Cruella around the colorfully decorated gondola as it rolls down the track.

FEATURES:

- Die-cast metal trucks and operating couplers
- Custom Disney packaging
- Minimum Curve: 0-27
- Length: 10 1/4"

(6-36721)
101 Dalmatians
Animated Gondola
\$64.99

Operating Handcars

Including figures with articulated arms, these action-packed vehicles offer the perfect addition to any Disney train set

FEATURES:

- Powerful maintenance-free motor
- Traction tire
- Figures with articulated arms
- Custom Disney packaging
- Minimum Curve: 0-27
- Length: 4"



Detailed articulated figures

(6-18475)
Toy Story
Handcar
\$59.99

(6-18486)
Donald and
Daisy Handcar
\$59.99

NEW!

Peter Pan Bobbing Head Car

Look out, Peter! It's Captain Hook! Peter Pan and his archenemy alternately bob up and down through the roof openings.

FEATURES:

- Die-cast metal trucks and operating couplers
- Custom Disney packaging
- Minimum Curve: 0-27
- Length: 10 1/2"

(6-36722)
Peter Pan
Bobbing
Head Car
\$64.99

NEW!



(6-24131)
Dumbo Pylon
\$129.99



(6-36720)
Aladdin
Aquarium Car
\$64.99



Original artwork from the movie



Aladdin Aquarium Car

Take a magic carpet ride through Arabia with Aladdin, Jasmine, and the Genie!

FEATURES:

- Die-cast metal trucks and operating couplers
- Metal frame
- Interior light
- Moving, decorated belt
- Custom Disney packaging
- Minimum Curve: 0-27
- Length: 10 1/2"



(6-48357)
American
Flyer
Winnie the
Pooh
Boxcar
\$54.99

Dumbo Pylon

Watch as Dumbo flies around the tower. Mrs. Jumbo, Timothy Q. Mouse, and the Ringmaster all peer out of the tower windows.

FEATURES:

- Powerful, maintenance-free motor
- Metal tower
- Interior lighting
- Dumbo flies approximately 21 1/2" above the base
- Custom Disney packaging
- Dimensions: 5 3/4" x 5 3/4" x 14 1/4"

NEW!



(6-48356) American Flyer
Pluto Boxcar \$54.99

American Flyer Disney Boxcars

These all-new boxcars bring Winnie the Pooh and Mickey's pal Pluto to S gauge!

FEATURES:

- Die-cast metal trucks
- Operating couplers
- Metal frames
- Opening doors
- Custom Disney packaging
- Minimum Curve: S Gauge
- Length: 8 1/2"

NEW!

PREMIUM TRAIN SETS



Includes new Standard O PS-2 2-bay Hopper



[6-31719] Western Maryland Fireball Freight \$349.99



[6-31727] #2291W Rio Grande Freight \$699.99

NEW!


MOTORIZED ANIMATED GONDOLA!



Includes telephone pole and searchlight



Flashing rear light on Western Maryland caboose



NEW!



(6-24528) #2379T Rio Grande F3 Non-Powered A-Unit \$199.99

Western Maryland Fireball Freight

Perfect for those who prefer to run in a non-Command Control environment or those looking for an affordable way to add to their motive power and rolling stock stables, the Western Maryland Fireball Freight offers a classic locomotive and some of the latest Lionel rolling stock. Led by a hearty dual-motored GP-7 in the famous Fireball Fast Freight scheme of the Western Maryland, this new train set includes an impressive consist highlighted by a new Standard O PS-2 2-bay hopper featuring opening roof hatches and die-cast metal ends.

SET INCLUDES:

- GP-7 diesel locomotive, Standard O PS-2 hopper, single dome tank car, flatcar with removable trailer, bay window caboose

LOCOMOTIVE FEATURES:

- Transformer controlled forward, neutral and reverse operation
- Operating diesel horn
- Directional headlights
- Operating strobe light
- Two operating couplers
- Traction tires
- Dual powerful maintenance-free motors
- Metal frame and handrails
- Die-cast metal pilots and fuel tank

ROLLING STOCK FEATURES:

- Die-cast metal sprung trucks and operating couplers (Caboose has die-cast metal trucks)
- Removable trailer on flatcar
- Interior lighting in caboose
- Flashing rear light on caboose

Standard O PS-2 Hopper

ADDITIONAL FEATURES:

- Hidden uncoupling tab and rotating bearing caps on trucks
- Die-cast metal ends and center sill
- Separately applied metal details
- Opening roof hatches

- Individually boxed
- Minimum Curve: 0-31
- Length: 55 3/4"

#2291W Rio Grande Freight

Introduced in 1957, the #2291W Rio Grande Freight outfit proved to be a favorite of that year's line-up and remains a sought after acquisition for Lionel Postwar-era collectors. Available for the first time in almost 50 years, each car is a faithful reissue of the original. The #3444 Erie animated gondola marks the first release of a motorized version of this car in over 20 years. With the TrainMaster Command Control system and the RailSounds sound system, a classic Rio Grande F3 leads this action-packed consist. A matching non-powered F3 A-unit is available separately.

SET INCLUDES:

- #2379P Rio Grande F3 powered A-unit, #2379C Rio Grande F3 non-powered B-unit, #3444 Erie animated gondola, #3530 EMD generator car, #3562-75 Santa Fe barrel car, #6464-525 Minneapolis & St. Louis boxcar, #6657 Rio Grande Caboose

LOCOMOTIVE FEATURES:

- TrainMaster Command Control equipped—able to run in Command Control Mode or in Conventional Transformer Control Mode
- RailSounds sound system with CrewTalk communication and TowerCom announcements
- Directional lighting including operating headlight on A-unit and back-up light on B-unit
- Front ElectroCoupler on A-unit and rear ElectroCoupler on B-unit
- Dual powerful Pullmor motors
- Magne-Traction track gripping system
- Traction tires
- Die-cast metal trucks, pilots and frames
- Lighted cab interior
- Engineer figures
- Postwar Celebration Series plaques and packaging

ROLLING STOCK FEATURES:

- Die-cast metal trucks and operating couplers
- #3444 Erie animated gondola features figures moving around load via a powerful maintenance-free motor with ON/OFF switch
- #3530 EMD generator car features internal rotating fan, opening doors, metal frame, detachable telephone pole and searchlight
- #3562-75 Santa Fe Barrel Car features figure unloading barrels at the touch of a button (Remote Control Track required, see pages 178-187), a metal barrel channel, six wooden barrels and an unloading bin
- #6464-525 Minneapolis & St. Louis boxcar features sprung trucks, opening doors and a metal frame
- #6657 Rio Grande caboose features interior lighting, metal frame, ladders, toolboxes and smokestack
- Postwar Celebration Series plaques and packaging

- Individually boxed
- Minimum Curve: 0-27
- Length: Set: 75 3/4"
A-Unit: 13 1/2"

Florida East Coast *The Champion*

Florida East Coast Railway's *The Champion* streaked along the beaches of the sunshine state during the postwar years. From the blazing yellow and red E-3-A-A locomotives to the lighted octagonal drumhead on the observation car, this new Lionel set offers an accurate recreation of one of the most recognizable trains of the streamliner era. This new set marks the debut of the all-new Lionel 18" aluminum passenger cars. Their longer length makes the detailed cars a perfect match for the scale-sized E-3 A-A set.

SET INCLUDES:

- Powered E-3 A-unit, non-powered E-3 A-unit, 18" aluminum combination chair car, two 18" coaches, 18" observation car

E-3 A-A SET FEATURES:

- TrainMaster Command Control equipped—able to run in Command Control Mode or in Conventional Transformer Control Mode
- RailSounds sound system with CrewTalk communication and TowerCom announcements
- Odyssey System for speed control with ON/OFF switch
- Directional lighting including LED headlights
- Pulsating MARS light in each A-unit
- ElectroCouplers on the front of both A-units
- Dual powerful maintenance-free motors with momentum flywheels in the powered A-unit
- Magne-Traction track gripping system
- Traction tires
- Fan-driven smoke unit in each A-unit that emits smoke from all eight stacks
- Die-cast metal trucks, pilots and fuel tanks
- Metal frame
- Separately applied metal details
- Lighted number boards
- Lighted cab interior
- Engineer figures

NEW 18" ALUMINUM PASSENGER CARS FEATURE:

- All-new die-cast metal sprung trucks and operating couplers with hidden uncoupling tab
- All-new 18" extruded aluminum bodies with flush fitting windows
- All-new operating end vestibules with flexible diaphragms
- All-new separately applied metal roof vents and grab handle details
- All-new metal underframe detailing
- Opening end doors
- Metal frames
- Authentically detailed and painted interiors
- Interior lighting with ON/OFF control
- Passenger and train crew figures
- Operating marker lights and end light on observation car
- Lighted drumhead on observation car


- Individually boxed
- Minimum Curve: 0-54"
- Length: Set length: Approx. 112"
E-3 A-A set: 36"
Single car: 19"



NEW!

**ALL-NEW
18" ALUMINUM
CARS**

(6-31720) Florida East Coast *The Champion* \$1099.99



All-new die-cast metal sprung trucks



NEW!

(6-25407) Florida East Coast The Champion 18" Aluminum StationSounds Diner \$279.99



Actual design drawing shown.



All-new end vestibules with opening doors



Detailed, fluted roofs include metal vents and grab handles

SEE PAGE 132

(6-25404) Florida East Coast The Champion 18" Aluminum Passenger Car 2-Pack \$279.99



NEW!



LOG ON TO
WWW.LIONEL.COM
FOR THE LATEST
ACELA UPDATES

NEW!

acela

AVAILABLE IN 2005

Amtrak Acela

Reaching speeds of 150 miles per hour, the Amtrak Acela zooms along the Northeast Corridor between Boston and Washington, D.C. State-of-the-art at every level, the Acela continues to redefine American railroading. In 2005, model railroading will receive its own technological breakthrough with the release of the Lionel Amtrak Acela. This all-new scale model offers a long list of O gauge innovations. At speed, each passenger car individually tilts as it enters a curve—just like the real Acela. Pantographs deploy automatically according to direction, or at the touch of a button. At a station, watch the appropriate side doors automatically open with a CAB-1 command. Under official license from Amtrak, this painstakingly accurate replica comes to life with rivet-for-rivet detailing taken directly from Bombardier blueprints and Amtrak painting manuals.

Although sold out at the factory level, the Lionel Amtrak Acela may still be available at a Lionel authorized dealer. See www.lionel.com or call 1-800-4LIONEL to locate a dealer near you.

SET INCLUDES:

- Powered Acela power car, first class car, two business class cars, non-powered Acela power car

FEATURES:

- TrainMaster Command Control equipped—able to run in Command Control Mode or in Conventional Transformer Control Mode
- RailSounds 5.0 sound system with CrewTalk dialog, TowerCom announcements and many more effects digitally recorded from an actual Amtrak Acela
- Odyssey System for speed control with ON/OFF switch
- Hinged roof panel on the top of each car houses interior light switch for easy adjustments without having to remove the train from the track
- All-new infrared wireless system connects each car

- All-new close coupling system allows near-prototypical distance between the cars
- Realistic tilting mechanism leans passenger car bodies into curves—just like the real Acela
- Directional operating pantographs—offering manual control via a TMCC CAB-1 Remote Controller as well as a lock down feature for layouts with low clearances
- Track or catenary power selection switch
- Automatically opening passenger car doors with operating indicator lights
- Authentically detailed interiors with new passenger and train crew figures
- Interior lighting in all cars including illuminated control panels in power cars
- Directional lighting including prototypical marker light, ditch light and cab light operation
- Lighted number boards
- Realistic flush fitting windows
- Separately applied details including spinning rooftop ventilator fans
- Removable nose covers on power cars reveal scale couplers and lift bars
- Dual powerful maintenance-free motors with momentum flywheels
- All new die-cast metal sprung trucks on power cars and passenger cars
- Minimum Curve: O-72
- Length: 102"

(6-31714) \$1999.99

Lionel has committed to their number of Acela sets that will be produced, and is now **SOLD-OUT** at the factory level. **CONTACT YOUR LIONEL VALUE-ADDED DEALER TO SEE IF ANY UNRESERVED ACELA SETS ARE STILL AVAILABLE!**


RailSounds[®]
5.0



Actual Lionel production design drawings shown



Engineer's eye view from inside the cab of the power car



Cutaway view of the business class coach

Opening passenger car roof hatch showing the lighting ON/OFF switch and spinning fan blades




End view of the business class coach



Rear view of the Acela power car showing engine room detail




Removable front cover showing the O scale coupler



Operating pantograph assemblies



Die-cast metal, fully-sprung, tilting passenger car truck



Die-cast metal, fully-sprung power car truck assembly

TRADITIONAL STEAM LOCOMOTIVES

Traditional Steam Locomotives

- ✓ Operating whistles, headlights and couplers
- ✓ Realistic smoke
- ✓ Perfect additions to Lionel train sets
- ✓ Perfectly matched to **Lionel Traditional Rolling Stock**

0-6-0 Dockside Switchers

Based on the dockside switchers once found on railroads across the country, these new locomotives are built from an all-new design. Pull or even push freight consists with the front or rear operating couplers that can uncouple at the push of a button (Uncoupling track section required, see pages 178-187.) Offering plenty of action in an affordable package, the new 0-6-0 Dockside Switchers include puffing smoke, directional lighting and a newly designed electronic steam whistle.

FEATURES:

- Produced from all-new tooling
- Transformer controlled forward, neutral and reverse operation
- Newly designed operating whistle
- Directional lighting including operating headlight and operating back-up light
- Front and rear operating couplers
- Powerful maintenance-free motor with momentum flywheel
- Traction tires
- Puffing smoke unit
- Die-cast metal locomotive body and frame
- Engineer and fireman figures
- Minimum Curve: 0-27
- Length: 8 1/2"



Directional back-up light

**NEW
STEAM
WHISTLE**

**ALL-NEW
DESIGN**



(6-28613) Reading \$99.99



(6-28624) Santa Fe \$99.99

Cabooses

FEATURES:

- Operating couplers
- Interior lighting
- Minimum Curve: 0-27
- Length: 7 1/4"



(6-36502) Reading \$24.99



(6-36520) Santa Fe \$24.99

(6-28636) Denver & Rio Grande 4-4-2 \$99.99



(6-28637) Union Pacific 4-6-4 Hudson \$199.99



(6-36501) Denver & Rio Grande \$24.99



(6-26598) Union Pacific \$34.99

**DIE-CAST
METAL
TRUCKS**

Denver & Rio Grande 4-4-2 Union Pacific 4-6-4 Hudson

Every railroad needs a strong stable of iron horses. Each of these value-priced classics is matched to pull Lionel traditional rolling stock and can easily negotiate curves as tight as 0-27. The 4-6-4 Hudson offers the added realism of the industry-standard RailSounds sound system.

DENVER & RIO GRANDE 4-4-2 FEATURES:

- Transformer controlled forward, neutral and reverse operation
- Operating headlight
- Operating coupler on rear of tender
- Powerful maintenance-free motor
- Traction tire
- Puffing smoke unit
- Die-cast metal locomotive body with metal frame and trucks
- Die-cast metal tender trucks and metal frame
- Air whistle in tender
- Engineer and fireman figures
- Minimum Curve: 0-27
- Length: 18 1/4"

4-6-4 HUDSON FEATURES:

- Transformer controlled forward, neutral and reverse operation
- RailSounds sound system with steam sounds, synchronized chuffing, crew announcement, brake squeal, steam whistle and bell
- Operating headlight
- Operating coupler on rear of tender
- Powerful maintenance-free motor with momentum flywheel
- Traction tires
- Puffing smoke unit
- Die-cast metal locomotive body with metal frame and trucks
- Die-cast metal tender body and trucks with a metal frame
- Engineer and fireman figures
- Minimum Curve: 0-27
- Length: 18 3/4"

TRADITIONAL STEAM LOCOMOTIVES

2-8-4 Berkshire Steam Locomotives

Hailed as "Superpower" by the railroading world, Berkshires once hauled fast freight and the fastest Limiteds along the high iron. Built of tough die-cast metal, each locomotive and tender can negotiate the tight curves of virtually any O gauge layout. Each new Berkshire offers the added realism of the RailSounds sound system.

FEATURES:

- Transformer controlled forward, neutral and reverse operation
- RailSounds sound system with steam sounds, synchronized chuffing, crew announcement, brake squeal, steam whistle and bell
- Operating headlight
- Operating coupler on rear of tender
- Powerful maintenance-free motor with momentum flywheel
- Traction tires
- Puffing smoke unit
- Die-cast metal locomotive body, frame and trucks
- Die-cast metal tender body and trucks with a metal frame
- Engineer and fireman figures
- Minimum Curve: 0-27
- Length: 19"

(6-28638) Great Northern 2-8-4 Berkshire \$229.99



(6-28639) New York Central 2-8-4 Berkshire \$229.99



Great Northern and New York Central Caboosees

FEATURES:

- Die-cast metal trucks and operating couplers
- Interior lighting
- Metal frame, ladders, toolboxes and smokestack
- Minimum Curve: 0-27
- Length: 7 1/4"

(6-26597) Great Northern Caboose \$44.99



(6-26596) New York Central Caboose \$44.99



(6-38070) Chesapeake & Ohio 4-6-2 Pacific \$349.99



(6-38089) Pennsylvania K4 Pacific \$349.99



Chesapeake & Ohio 4-6-2 and Pennsylvania K4 Pacific Steam Locomotives

Expand your model railroading experience with the TrainMaster Command Control system. Both of these detailed, traditionally sized locomotives represent the lowest priced TMCC-equipped Lionel steamers ever offered. Since they can handle an O-27 curve, these locomotives can bring Command Control to virtually any layout. With a TMCC Command Base and CAB-1 Remote Controller (Sold separately), all it takes is a one-wire connection to your transformer to get started with the TrainMaster Command Control system. See page 170 for more!

FEATURES:

- TrainMaster Command Control equipped—able to run in Command Control Mode or in Conventional Transformer Control Mode
- RailSounds sound system with CrewTalk communication, TowerCom announcements and DynaChuff synchronized chuffing
- Operating headlight
- ElectroCoupler on rear of tender
- Powerful maintenance-free motor with momentum flywheel
- Traction tires
- Puffing smoke unit
- Variable firebox glow
- Die-cast metal locomotive body, frame and trucks
- Die-cast metal tender body and trucks
- Minimum Curve: O-27
- Length: C&O 4-6-2 Pacific: 20"
Pennsylvania K4 Pacific: 20"

Chesapeake & Ohio Bay Window and Pennsylvania Porthole Caboose

FEATURES:

- Die-cast metal trucks, operating couplers and underbody details
- Interior lighting
- Metal frame
- Bay Window Caboose includes flashing Mars light on rear
- Porthole Caboose includes brakeman figure in cupola and metal handrails
- Minimum Curve: O-27
- Length: Bay Window: 10 1/4"
Porthole: 8"

(6-29708) C&O Bay Window Caboose \$59.99



(6-29709) Pennsylvania Porthole Caboose \$59.99





LionMaster Locomotives

- ✓ Fully featured
- ✓ Selectively proportioned
- ✓ Perfectly matched to *Lionel Traditional Rolling Stock*
- ✓ Minimum Curve: 0-31

LionMaster Challenger Steam Locomotives

In 2004, three new Challengers join the LionMaster roster, including a classic Union Pacific "Greyhound" with silver striping. From the TrainMaster Command Control system to the realistic synchronized smoke unit, each LionMaster locomotive is fully equipped with some of the latest Lionel features. Carefully proportioned, each of these new locomotives perfectly matches traditionally sized rolling stock and operates on curves as tight as 0-31.

FEATURES:

- TrainMaster Command Control equipped—able to run in Command Control Mode or in Conventional Transformer Control Mode
- Odyssey System for speed control with ON/OFF switch
- Refined Conventional Transformer Control Mode with lower starting speeds, improved smoke output and simplified Odyssey System controls
- RailSounds sound system with CrewTalk communication, TowerCom announcements and DynaChuff synchronized chuffing
- FatBoy speaker for the ultimate in sound reproduction
- Dual powerful maintenance-free motors with momentum flywheels
- Wireless Tether connection between locomotive and tender
- Directional lighting including operating headlight, back-up light on rear of tender and front classification lights
- Die-cast metal locomotive body, pilot and trucks
- Traction tires
- Synchronized fan-driven smoke unit
- Separately applied metal details
- Accurate separately applied builder's plates
- Illuminated cab interior
- Flickering firebox in cab
- Cab window glass
- Engineer and fireman figures
- Die-cast metal tender body and trucks
- ElectroCoupler on rear of tender
- Minimum Curve: 0-31
- Length: 27 3/4"

NEW!

(6-38090) Clinchfield \$799.99



NEW!



(6-38091) Northern Pacific \$799.99



NEW!

(6-38093) Union Pacific \$799.99



LIONMASTER®



Standard O Steam Locomotives

- ✓ Scale proportions
- ✓ Authentic paint schemes
- ✓ Separately applied detail parts
- ✓ Perfectly matched to Lionel Standard O Rolling Stock

2-6-0 Mogul Steam Locomotives


Although the wheel arrangement was first developed in the mid-19th century, the 2-6-0 Mogul type ran on North American rails through the 1950s. After the turn of the 20th century, they still hauled light passenger and light freight consists. Their proven power even served in switching duties. Moguls were especially popular in branch line service where lighter rail and tight clearances restricted the use of larger, more modern motive power. These scale-sized, fully-featured Lionel steamers can negotiate tight O-31 curves making them versatile enough to handle just about any O gauge layout. All of the new 2-6-0s have many of our latest features including the new synchronized smoke system. In addition, each version features unique cab styles and details that accurately reflect that particular road name.

(6-38017) Canadian National \$599.99



Distinctive boiler fronts including prototypical headlight, marker light, and handrail positions

(6-38019) Boston & Maine \$599.99



Metal safety chains on tender trucks

(6-38018) Wabash \$599.99



Detailed tender includes directional back-up light

(6-38088) New York Central \$599.99



FEATURES:

- Produced from all-new tooling
- TrainMaster Command Control equipped—able to run in Command Control Mode or in Conventional Transformer Control Mode
- Odyssey System for speed control with ON/OFF switch
- Refined Conventional Transformer Control Mode with lower starting speeds, improved smoke output and simplified Odyssey System controls
- RailSounds sound system with CrewTalk communication, TowerCom announcements and DynaChuff synchronized chuffing
- High-torque Pittman® motor with momentum flywheel
- Wireless Tether connection between locomotive and tender
- Directional lighting with operating headlight and back-up light on rear of tender
- Illuminated classification lights on front of locomotive
- Die-cast metal locomotive body, frame, pilot and trucks
- Scale front coupler with interchangeable O gauge coupler
- Traction tires
- Synchronized fan-driven smoke unit
- Separately applied metal details
- Accurate separately applied builder's plates
- Illuminated cab interior
- Flickering firebox in cab
- Cab window glass
- Engineer and fireman figures
- Cab styles and details unique to each specific road name
- Die-cast metal tender body and trucks
- Metal safety chains on tender trucks
- ElectroCoupler on rear of tender
- Minimum Curve: 0-31
- Length: 16"



Berkshire Steam Locomotives

Scale-sized Lionel Berkshires pay tribute to one of the last great steam locomotive designs, including details unique to each road name. There is no trust plate on the Lionel model of #2699 (ex-PM Berkshire #1215) since the merger agreement between Pere Marquette and C&O dictated that only "paid off" locomotives could be re-lettered Chesapeake & Ohio. Purchased in 1946, Berkshires were among the last steamers to run on the Virginian Railway. Both Berkshires include all-new enhancements such as separate coal, individually opening water hatches, and more separately-applied details.



RailSounds[®]
5.0

(6-38076) Chesapeake & Ohio Berkshire \$1199.99

Detailed backhead



Realistic whistle cord



Accurate builder's plates



Opening water hatches



Separate coal load



Distinctive C&O boiler front

UPGRADED DESIGN

SEPARATE COAL





RailSounds[®] 5.0
 (6-38077) Virginian Berkshire \$1199.99



UPGRADED DESIGN

Distinctive Virginian boiler front

SEPARATE COAL



- FEATURES:**
- TrainMaster Command Control equipped—able to run in Command Control Mode or in Conventional Transformer Control Mode
 - Odyssey System for speed control with ON/OFF switch
 - Refined Conventional Transformer Control Mode with lower starting speeds, improved smoke output and simplified Odyssey System controls
 - RailSounds 5.0 sound system with new intelligible CrewTalk dialog, more TowerCom announcements, and additional operator-controlled sound effects such as a water injector
 - DynaChuff synchronized chuffing that shifts, automatically via locomotive speed or manually via the CAB-1 Remote Controller, among 15 levels of intensity to simulate a locomotive running light or battling against a heavy load
 - Dual FatBoy speakers for the ultimate in sound reproduction
 - High-torque Pittman[®] motor with momentum flywheel
 - Wireless Tether connection between locomotive and tender
 - Directional lighting including operating headlight, back-up light on rear of tender and front classification lights
 - Die-cast metal locomotive body, frame, pilot and trucks
 - Scale front coupler with interchangeable O gauge coupler
 - Traction tires
 - Synchronized fan-driven smoke unit
 - Separately applied metal details including whistle cord
 - Accurate separately applied builder's plates
 - Illuminated cab interior
 - Variable ashpan glow
 - Flickering firebox in cab
 - Opening cab roof hatch
 - Cab window glass
 - Engineer and fireman figures
 - Die-cast metal tender body and trucks
 - Realistic, separately applied coal load
 - Individual opening tender water hatches reveal easy-to-access RailSounds controls
 - ElectroCoupler on rear of tender
 - Minimum Curve: O-54
 - Length: 26"

Pickering Lumber Corp. Heisler

Heislers were favored by logging outfits like California's Pickering Lumber for their ability to handle steep grades and rough track. Just like the prototype, the scale-sized Lionel Pickering Lumber Corp. Heisler includes a working drive train of spinning gears, cranks and shafts. The TMCC-equipped locomotive includes the RailSounds sound system featuring unique effects based on recordings of actual Heislers in action.

FEATURES:

- TrainMaster Command Control equipped—able to run in Command Control Mode or in Conventional Transformer Control Mode
- RailSounds sound system with CrewTalk communication, TowerCom announcements and DynaChuff synchronized chuffing
- Working connecting rods, shafts and gears
- High-torque Pittman® motor with momentum flywheel
- Directional lighting including operating headlight and back-up light on rear of tender
- Die-cast metal locomotive body, frame, pilot and trucks
- Front and rear ElectroCouplers
- Traction tires
- Synchronized fan-driven smoke unit
- Separately applied metal details
- Accurate separately applied builder's plates
- Illuminated cab interior
- Opening hatches on locomotive and tender reveal TMCC, RailSounds and smoke unit controls—all without having to take your Heisler locomotive off of the rails
- Cab window glass
- Engineer and fireman figures
- Die-cast metal tender body and trucks
- Minimum Curve: 0-31
- Length: 15 3/4"




(6-38092) Pickering Lumber Corp. Heisler \$1199.99



Matching Skeleton Log Car 3-Packs available on page 80





Joshua Lionel Cowen Series Union Pacific H-7 2-8-8-2 Locomotive

From accurate detailing to the state-of-the-industry RailSounds 5.0 sound system, the third entry in this celebrated series offers another scale-sized top-of-the-line locomotive found no where else in O gauge. During World War II, the Union Pacific purchased thirty 2-8-8-2 "Simple Simon" steamers from the Chesapeake & Ohio to haul heavy wartime freight. Designed to match modifications made by UP, virtually all piping and appliances on this Lionel locomotive are separately applied. Customized RailSounds 5.0 recordings even include the unique Union Pacific-style whistle.

FEATURES:

- Produced from all-new tooling
- TrainMaster Command Control equipped—able to run in Command Control Mode or in Conventional Transformer Control Mode
- Odyssey System for speed control with ON/OFF switch
- Refined Conventional Transformer Control Mode with lower starting speeds, improved smoke output and simplified Odyssey System controls
- RailSounds 5.0 sound system with new intelligible CrewTalk dialog and more TowerCom announcements, each with different scenarios depending on whether the locomotive is in motion or stopped
- Realistic operator-controlled effects such as the water injector activated by the CAB-1 Remote Controller
- MultiWhistle effect simulates blows at different steam pressures, long and short attacks, and even extra quilling with each whistle blow
- DynaChuff synchronized chuffing that shifts, automatically via locomotive speed or manually via the CAB-1 Remote Controller, among 15 levels of intensity to simulate a locomotive running light or battling against a heavy load
- Independently adjustable volume control—lower the level of background effects such as chuffing with the CAB-1 Remote Controller while keeping operator-controlled effects such as the whistle and crew announcements at full volume
- Many operator-controlled effects including CrewTalk dialog and TowerCom announcements are accessible in Conventional Transformer Control Mode
- Dual FatBoy speakers for the ultimate in sound reproduction
- High-torque Pittman® motor with momentum flywheel
- Wireless Tether connection between locomotive and tender
- Directional lighting with operating headlight and back-up light on rear of tender
- Die-cast metal locomotive body, frame, pilot and trucks
- Chassis suspension
- Scale front coupler with interchangeable O gauge coupler
- Traction tires
- Synchronized fan-driven smoke unit
- Separately applied details including accurate builder's plates and whistle cord
- Illuminated cab interior
- Flickering ashpan and firebox glow
- Opening cab roof hatches and windows
- Engineer and fireman figures
- Die-cast metal tender body and trucks
- Realistic, separately applied coal load
- ElectroCoupler on rear of tender
- Minimum Curve: O-72
- Length: 30"



The prototypical UP tender features easy-to-access RailSounds controls under its water hatches



The UP H-7 includes accurate, railroad-specific details





2-8-8-2 Y-3 Steam Locomotives

After receiving their allotment of 50 USRA 2-8-8-2 locomotives in 1919, the N&W refined them further into their Y-3 class. They served on Appalachian rails through the 1950s. In 1943 the Pennsylvania Railroad acquired six N&W Y-3's to help move freight on congested wartime mainlines. With many distinctive details, each Lionel Y-3 is equipped with an all-new 18,000 gallon fishbelly tender. Each scale-sized model also includes upgrades from previous 2-8-8-2 releases, including synchronized fan-driven smoke and the all-new RailSounds 5.0 sound system. They also feature more separately applied details including whistle and bell cords, opening roof hatches, opening tender water hatches that reveal RailSounds controls, and even a separate coal load.

FEATURES:

- TrainMaster Command Control equipped—able to run in Command Control Mode or in Conventional Transformer Control Mode
- Odyssey System for speed control with ON/OFF switch
- Refined Conventional Transformer Control Mode with lower starting speeds, improved smoke output and simplified Odyssey System controls
- RailSounds 5.0 sound system with new intelligible CrewTalk dialog, more TowerCom announcements, and additional operator-controlled sound effects such as a water injector
- DynaChuff synchronized chuffing that shifts, automatically via locomotive speed or manually via the CAB-1 Remote Controller, among 15 levels of intensity to simulate a locomotive running light or battling against a heavy load
- Independently adjustable volume control—lower the level of background effects such as chuffing with the CAB-1 Remote Controller while keeping operator-controlled effects such as the whistle and crew announcements at full volume
- Dual FatBoy speakers for the ultimate in sound reproduction
- High-torque Pittman® motor with momentum flywheel
- Wireless Tether connection between locomotive and tender
- Directional lighting including operating headlight, back-up light on rear of tender and front classification lights
- Die-cast metal locomotive body, frame, pilot and trucks
- Scale front coupler with interchangeable O gauge coupler
- Traction tires
- Synchronized fan-driven smoke unit
- Separately applied metal details including whistle and bell cords
- Accurate separately applied builder's plates
- Illuminated cab interior
- Variable ashpan glow
- Flickering firebox in cab
- Opening cab roof hatches
- Cab window glass
- Engineer and fireman figures
- Die-cast metal tender body and trucks
- Realistic, separately applied coal load
- Individually opening tender water hatches reveal easy-to-access RailSounds controls
- Lighted tender doghouse with brakeman figure
- ElectroCoupler on rear of tender
- Minimum Curve: 0-72
- Length: 29 1/4"



[6-38082] Pennsylvania \$1499.99



[6-38083] Norfolk & Western \$1499.99

RailSounds[®]
5.0

WHISTLE &
BELL CORDS

UPGRADED
FOR 2004!

NEW
SYNCHRONIZED
SMOKE



New separately applied
tender handrails



New separately applied coal



New opening roof hatches



Individually opening
hatches reveal
RailSounds controls

ALL-NEW
TENDER



Santa Fe 4-8-4 Northern

This all-new Lionel locomotive marks the first O gauge model of this steam survivor, Santa Fe #3751. First built in 1927, the 4-8-4 Northern type hauled the signature passenger trains of the Atchison, Topeka & Santa Fe Railway. After a distinguished 26 years of service and later decades as a dormant park display, Santa Fe #3751 was brought back to life by the San Bernardino Railroad Historical Society. The big Northern has made regular excursion trips since 1991.

Including the RailSounds 5.0 sound system, this scale-sized locomotive provides the latest features and accurate detailing. From the turret valves to the fully round air cylinders under the running boards, most of the metal piping and appliances are separately applied, even the sand lines. This new locomotive even includes three different press-in smokestacks—a standard straight stack, an extended telescopic stack and an extended “smoke bonnet” stack.

All-new *The Chief* heavyweight passenger cars are also available.

(6-38055) Santa Fe 4-8-4 Northern \$1199.99



Interchangeable straight, “smoke bonnet” and telescopic stack—A Lionel Innovation!



Detailed boiler front



Detailed tender with individually opening hatches that reveal RailSounds controls



RailSounds[®]
5.0



SEE PAGE 102

(6-15545) Santa Fe *The Chief* Heavyweight StationSounds Diner \$269.99



(6-15542) Santa Fe *The Chief* Heavyweight Passenger Car 2-Pack \$229.99



(6-15526) Santa Fe *The Chief* Heavyweight Passenger Car 4-Pack \$449.99



FEATURES:

- Produced from all-new tooling
- TrainMaster Command Control equipped—able to run in Command Control Mode or in Conventional Transformer Control Mode
- Odyssey System for speed control with ON/OFF switch
- Refined Conventional Transformer Control Mode with lower starting speeds, improved smoke output and simplified Odyssey System controls
- RailSounds 5.0 sound system with new intelligible CrewTalk dialog and more TowerCom announcements, each with different scenarios depending on whether the locomotive is in motion or stopped
- Realistic operator-controlled effects such as the water injector activated by the CAB-1 Remote Controller
- MultiWhistle effect simulates blows at different steam pressures, long and short attacks, and even extra quilling with each whistle blow
- DynaChuff synchronized chuffing that shifts, automatically via locomotive speed or manually via the CAB-1 Remote Controller, among 15 levels of intensity to simulate a locomotive running light or battling against a heavy load
- Independently adjustable volume control—lower the level of background effects such as chuffing with the CAB-1 Remote Controller while keeping operator-controlled effects such as the whistle and crew announcements at full volume
- Many operator-controlled effects including CrewTalk dialog and TowerCom announcements are accessible in Conventional Transformer Control Mode
- Dual FatBoy speakers for the ultimate in sound reproduction
- High-torque Pittman® motor with momentum flywheel
- Wireless Tether connection between locomotive and tender
- Operating headlight and marker light on rear of tender
- Illuminated classification lights and number-boards on locomotive
- Die-cast metal locomotive body, frame, pilot and trucks
- Scale front coupler with interchangeable O gauge coupler
- Traction tires
- Synchronized fan-driven smoke unit
- Separately applied metal details including bell and whistle cords
- Painted interior and exterior valve handles
- Accurate separately applied builder's plates
- Illuminated cab interior
- Opening cab roof hatches
- Sliding cab windows with window glass
- Engineer and fireman figures
- Die-cast metal tender body and trucks
 - Individually opening tender water hatches reveal easy-to-access RailSounds controls
 - ElectroCoupler on rear of tender
 - Minimum Curve: O-54
 - Length: 27 1/4"

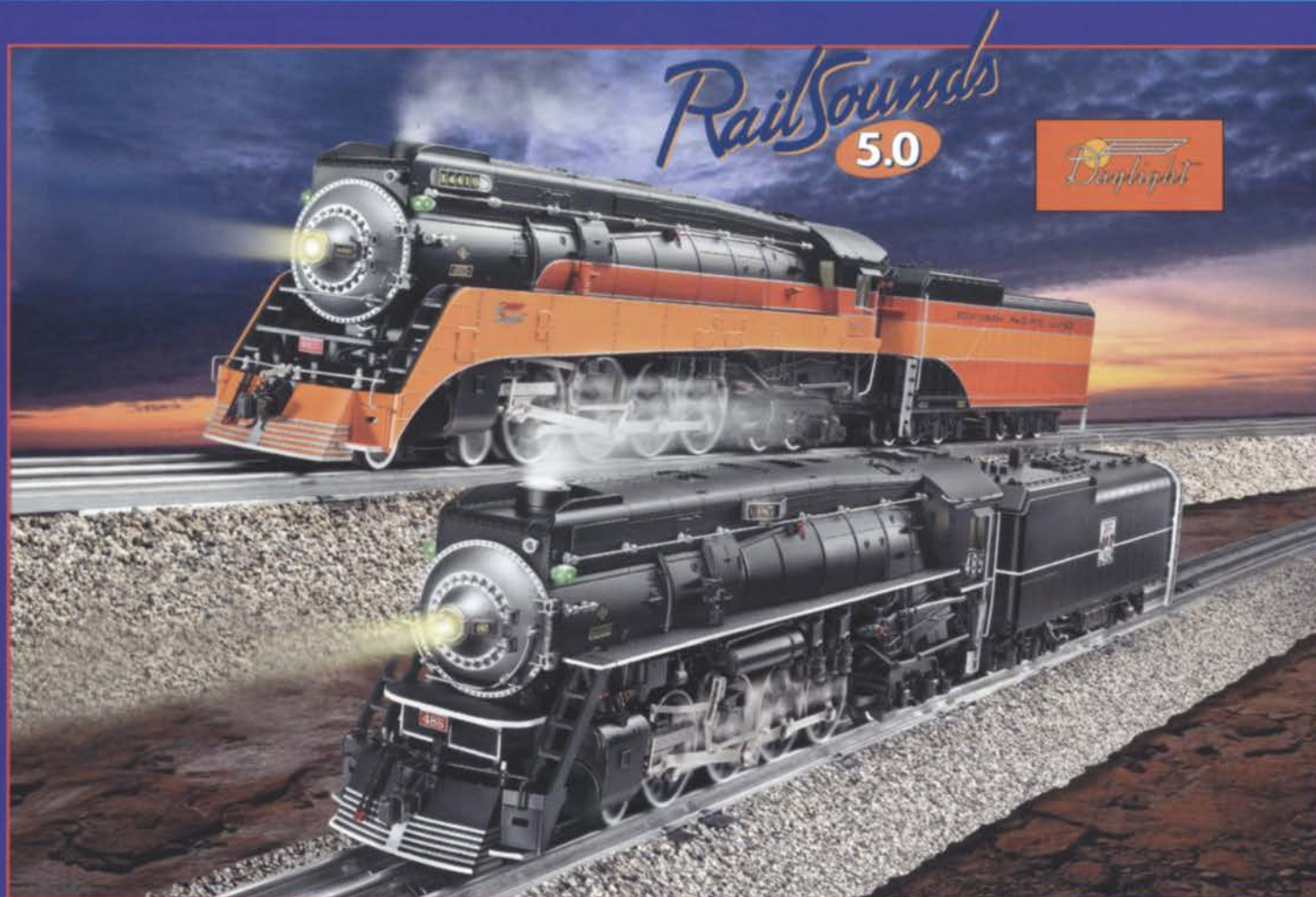




GS Class 4-8-4 Locomotives

Introduced in 1937, the Southern Pacific's *Daylight* trains became some of the most heavily traveled routes in the country. Cars and locomotives received a brilliant livery of orange, red and silver. Streamlined, state of the art 4-8-4 locomotives dubbed the GS-2 class became the very first preferred power for these prestigious runs. A near copy of the GS-2 was produced again in 1943 for both the Southern Pacific and Western Pacific. These 4-8-4s were unstreamlined due to wartime material shortages. Whether classed GS-6 on the SP or GS-64 on the WP, the locomotives performed admirably in freight and passenger service.

Both of these new scale-sized locomotives provide accurate replicas of two classic western steamers. With an open cab and 220-R tender, the Lionel GS-2 remains true to its prototype, the very first GS-2 *Daylight*, Southern Pacific #4410. An all-new set of *Daylight* 18" aluminum passenger cars is also available. The Lionel GS-64 marks the first time that this classic Western Pacific steamer has ever been correctly modeled in die-cast metal O gauge. Although based on the GS-2 boiler and running gear, the GS-64 included many notable distinctions, such as an all-weather cab and 235-R tender. Both locomotives come fully equipped with the latest Lionel features including the new RailSounds 5.0 sound system with effects customized for each road name.



Opening cab hatches



The GS-2 features a distinctive 220-R oil tender



The GS-64 features a distinctive 235-R oil tender



Opening tender water hatches reveal RailSounds controls

STANDARD O STEAM LOCOMOTIVES



NEW!

SEE PAGE 132

NEW!

SEE PAGE 101

NEW!

FEATURES:

- Produced from all-new tooling
- TrainMaster Command Control equipped—able to run in Command Control Mode or in Conventional Transformer Control Mode
- Odyssey System for speed control with ON/OFF switch
- Refined Conventional Transformer Control Mode with lower starting speeds, improved smoke output and simplified Odyssey System controls
- RailSounds 5.0 sound system with new intelligible CrewTalk dialog and more TowerCom announcements, each with different scenarios depending on whether the locomotive is in motion or stopped
- Realistic operator-controlled effects such as the auxiliary air horn and water injector, activated by the CAB-1 Remote Controller
- MultiWhistle effect simulates blows at different steam pressures, long and short attacks, and even extra quilling with each whistle blow
- DynaChuff synchronized chuffing that shifts, automatically via locomotive speed or manually via the CAB-1 Remote Controller, among 15 levels of intensity to simulate a locomotive running light or battling against a heavy load
- Independently adjustable volume control—lower the level of background effects such as chuffing with the CAB-1 Remote Controller while keeping operator-controlled effects such as the whistle and crew announcements at full volume
- Many operator-controlled effects including CrewTalk dialog and TowerCom announcements are accessible in Conventional Transformer Control Mode
- Dual FatBoy speakers for the ultimate in sound reproduction
- High-torque Pittman® motor with momentum flywheel
- Wireless Tether connection between locomotive and tender
- Directional lighting with operating headlight and back-up light on rear of tender
- Illuminated classification lights and marker lights
- Illuminated number boards
- Die-cast metal locomotive body, frame, pilot and trucks
- Scale front coupler with interchangeable O gauge coupler
- Traction tires
- Synchronized fan-driven smoke unit
- Separately applied metal details
- Painted interior and exterior valve handles
- Accurate separately applied builder's plates
- Illuminated cab interior
- Opening roof hatch on GS-2 cab
- Opening roof hatches, rear doors and side doors on GS-64 cab
- Sliding cab windows with window glass
- Engineer and fireman figures
- Die-cast metal tender body and trucks
- Individually opening tender water hatches reveal easy-to-access RailSounds controls
- ElectroCoupler on rear of tender
- Minimum Curve: O-54
- Length: 28"

GG1 Electric Locomotives

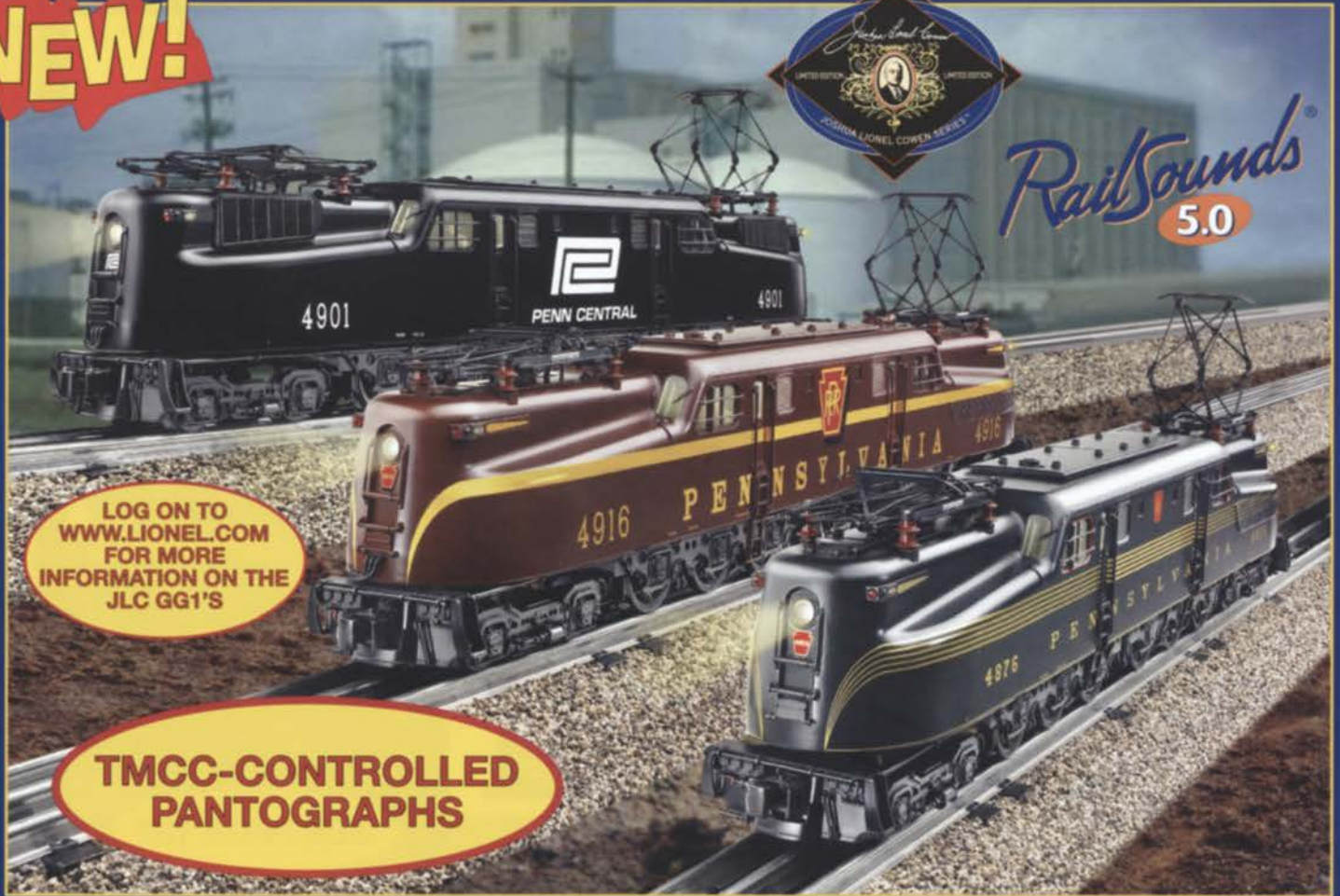
Built to the highest level of detail with groundbreaking features, the Joshua Lionel Cowen Series provides painstakingly accurate models of historically important locomotives. The longest running mainline locomotive ever, the GG1 electric, served from the 1930s into the 1980s, outliving even its parent Pennsylvania Railroad. With its streamlined form refined by famed industrial designer Raymond Loewy, the GG1 became a timeless masterpiece, still looking as modern today as at its production debut in 1935.

True to the prototype, each scale-sized Joshua Lionel Cowen Series GG1 was designed from actual Pennsylvania or Penn Central drawings and diagrams. Each model features separately applied detail parts such as opening doors and accurate builder's plates. Penn Central #4901 even includes distinctive Farr air filters.

Primarily passenger power, even those GG1's pressed into part-time freight service kept their steam heat generators. To simulate prototypical operation, press a button on the CAB-1 Remote Controller and watch a plume of smoke erupt from the blow-off stack. Other first-time features debut in this latest top-of-the-line offering. Intricate metal pantographs deploy and retract automatically according to direction, with new RailSounds 5.0 effects synchronized to each operation. For customized control, a CAB-1 command can adjust the pantograph orientation, regardless of direction. Roof-mounted switches allow the conventional operator to also achieve any pantograph configuration along with the appropriate sounds.

Complete your all-new GG1 with a Standard O Penn Central Bay Window Caboose or *The Trail Blazer* 18" Aluminum Passenger Cars.

NEW!



SEE PAGE 90




NEW!



Removable roof panel reveals GG1 controls



Distinctive vent details with opening roof hatches, end doors and cab doors



(6-18354) Pennsylvania #4916 (Tuscan) \$899.99



**NEW
OPERATING
PANTOGRAPHS!**

(6-18355) Pennsylvania #4876 (Brunswick Green) \$899.99



(6-18356) Penn Central #4901 \$899.99



(6-25423) Pennsylvania The Trail Blazer 18" Aluminum StationSounds Diner \$279.99



(6-25420) Pennsylvania The Trail Blazer 18" Aluminum Passenger Car 2-Pack \$279.99



(6-29105) Pennsylvania The Trail Blazer 18" Aluminum Passenger Car 4-Pack \$529.99

FEATURES:

- Produced from all-new tooling
- TrainMaster Command Control equipped—able to run in Command Control Mode or in Conventional Transformer Control Mode
- Odyssey System for speed control with ON/OFF switch
- Refined Conventional Transformer Control Mode with lower starting speeds and improved Odyssey System controls
- **ALL-NEW** Operating pantographs deploy and retract according to direction, a TMCC CAB-1 command, or with Conventional Mode roof-mounted switches
- Pantograph lock-down prevents accidental operation on layouts with low clearances
- RailSounds 5.0 sound system with new intelligible CrewTalk dialog and more TowerCom announcements, each with different scenarios depending on whether the locomotive is in motion or stopped
- **ALL-NEW** RailSounds 5.0 effects simulate the raising and lowering of the pantographs, perfectly synchronized with each operation
- Adjust the blower RPM independent of locomotive speed via a CAB-1 command
- MultiHorn effect realistically varies the horn blast with each press of the button
- Independently adjustable volume control—lower the level of background effects such as the blower with the CAB-1 Remote Controller while keeping operator-controlled effects such as the horn at full volume
- Many operator-controlled effects including CrewTalk dialog and TowerCom announcements are accessible in Conventional Transformer Control Mode
- Dual FatBoy speakers for the ultimate in sound reproduction
- **ALL-NEW** Realistic steam generator blow-off—a plume of smoke erupts from the stack with a TMCC CAB-1 command
- Dual powerful maintenance-free motors with momentum flywheels
- Directional LED headlights
- **ALL-NEW** Directional marker lights illuminate on the end opposite of the active headlight
- Illuminated number boards
- Die-cast metal body and trucks
- Front and rear ElectroCouplers
- Traction tires
- Accurate separately applied builder's plates
- Illuminated front cab interior
- Engineer and fireman figures in front cab
- Opening side doors, end doors and roof hatches
- Removable roof panel reveals all controls for easy adjustments without having to remove the GG1 from the track
- Minimum Curve: 0-72
- Length: 20"

SEE PAGE 132

NEW!

NEW!

SEE PAGE 100

RAILROAD VEHICLES

Railroad vehicles

- ✓ Affordable action
- ✓ Realistic detailing
- ✓ Perfect additions to Lionel train sets
- ✓ Sized for any O gauge layout

**PERFECT
ADDITION TO
TRAIN SETS**

Norfolk Southern Dodge® Inspection Vehicle

A familiar sight in modern railroading, the tough hi-rail pick-up uses its brute power to speed along the high iron.

FEATURES:

- Powerful maintenance-free motor
- Operating headlights
- Minimum Curve: 0-27
- Length: 7 1/2"



(6-18484) Norfolk Southern Dodge® Inspection Vehicle \$69.99

Dodge is a trademark of DaimlerChrysler Corporation

(6-18483) C & O Ballast Tamper \$99.99

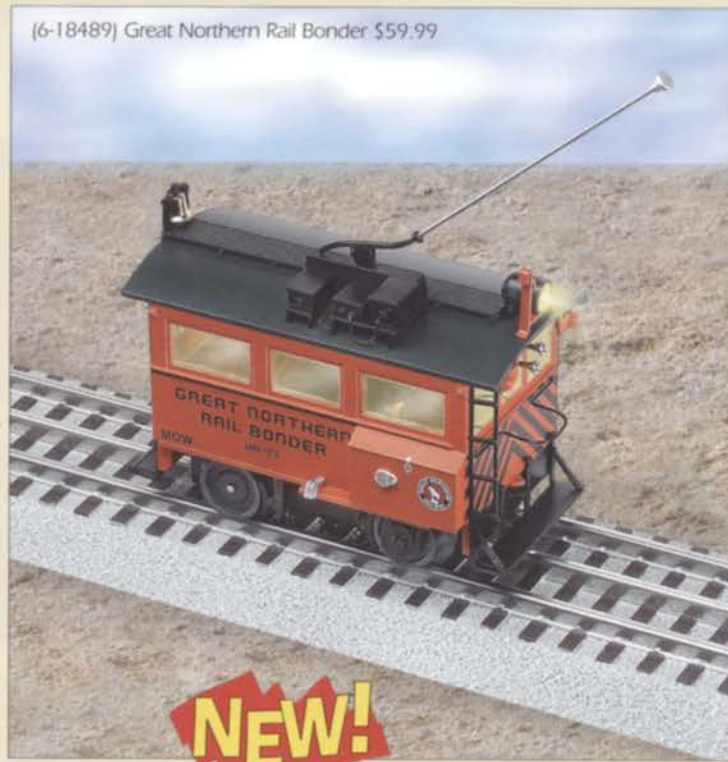


NEW!



Separately applied details

(6-18489) Great Northern Rail Bonder \$59.99



NEW!

Railroad Speeders

The motorized successor to the handcar, speeders moved track gangs to the work site and even took the railroad brass on inspection runs. At a pint-sized price, these runabouts add action to any layout or can even give chase to your favorite Lionel ready-to-run train set.

FEATURES:

- Transformer controlled forward, neutral and reverse operation
- Directional lighting
- Powerful maintenance-free motor
- Traction tire
- Die-cast metal frame
- Separately applied metal handrails
- Operating strobe light
- Detailed cab interior
- Interior lighting
- Two crew figures
- Minimum Curve: 0-27
- Length: 3 3/4"



See page 134

(6-18982) Santa Fe Railroad Speeder \$59.99



NEW!

(6-18981) Pennsylvania Railroad Speeder \$59.99



NEW!



Interior details include M.o.W. tools

(6-18490) Union Pacific Ballast Tamper \$99.99

NEW!



Realistic interior and overhead work lights

(6-18491) M.O.W. Ballast Tamper \$99.99

NEW!



Separately applied piping

Ballast Tamper

A crucial piece of M.o.W. equipment, this self-propelled unit includes four tampers that move up and down to keep the road bed solid.


FEATURES:

- Inner tampers operate automatically with ON/OFF switch
- Outer tampers retract manually
- Powerful maintenance-free motor
- Traction tire
- Die-cast metal frame
- Detailed cab interior
- Interior lighting
- Crew figure
- Minimum Curve: 0-27
- Length: 5 1/2"




Retractable side tampers

(6-18482) New Haven Rail Bonder \$59.99



NEW!

(6-18492) M.O.W. Rail Bonder \$59.99



NEW!

Rail Bonder

Powered through a long pantograph, Rail Bonders were used to join sections of rail. This compact motorized unit features an operating headlight, and a lighted interior.

FEATURES:

- Transformer controlled forward, neutral and reverse operation
- Operating headlight
- Powerful maintenance-free motor
- Traction tire
- Die-cast metal frame
- Separately applied metal handrails and non-operating pantograph
- Detailed cab interior
- Interior lighting
- Two crew figures
- Minimum Curve: 0-27
- Length: 4 3/16"

TRADITIONAL DIESEL LOCOMOTIVES

Traditional Diesel Locomotives

- ✓ Operating horns, headlights and couplers
- ✓ Colorful paint schemes
- ✓ Perfect additions to Lionel train sets
- ✓ Perfectly matched to **Lionel Traditional Rolling Stock**

Western Pacific U36B and Duluth, Missabe & Iron Range GP-38 Diesel Locomotives

An affordable way to expand any O gauge diesel fleet, these new locomotives are packed with features, including a newly designed, more realistic electronic diesel horn. The U36B and the GP-38 both offer the additional strength of a metal frame and handrails. The GP-38 provides heavy pulling power with dual motors and a hefty set of die-cast metal trucks.

FEATURES:

- Transformer controlled forward, neutral and reverse operation
- Newly designed operating diesel horn
- Operating headlights
- Front and rear operating couplers
- Powerful maintenance-free motor (GP-38 includes dual motors)
- Traction tires
- Cab interior lighting
- Engineer figures
- Minimum Curve: 0-27
- Length: 14 1/4"

U36B ALSO FEATURES:

- Metal frame and handrails

GP-38 ALSO FEATURES:

- Dual powerful maintenance-free motors
- Die-cast metal trucks and fuel tank
- Metal frame and handrails

**NEW
DIESEL HORN**

NEW!

DUAL MOTORS

(6-28846) Western Pacific U36B \$129.99



**METAL FRAME
AND HANDRAILS**

(6-28847) Duluth, Missabe & Iron Range GP-38 \$199.99



**DIE-CAST
METAL TRUCKS
AND
FUEL TANK**

Caboose

These cabooses complete any consist headed by the Western Pacific U36B or the Duluth, Missabe & Iron Range GP-38.

FEATURES:

- Die-cast metal trucks and operating couplers
- Interior lighting
- Minimum Curve: 0-27
- Length: DM&IR Work Caboose: 8 3/4"
WP Caboose: 7 1/4"

NEW!

(6-26599) Duluth, Missabe & Iron Range Work Caboose \$34.99



(6-36500) Western Pacific Caboose \$34.99



(6-18485) New York Central Gang Car \$99.99



New York Central Gang Car

This unique vehicle gets the gandy dancers to work on time. When this motorized unit strikes a bumper at the end of the line, the center figure swivels as the car changes directions.

FEATURES:

- Bumper controlled forward and reverse operation
- Pivoting workman figure
- Two stationary figures
- Powerful Pullmor motor
- Die-cast metal frame
- Minimum Curve: 0-27
- Length: 6"

#56 Minneapolis & St. Louis Mine Transport

First introduced in 1958, this Postwar-era motorized unit couples classic Pullmor power with the state-of-the-art TrainMaster Command Control system. Front and rear ElectroCouplers allow easy remote control switching operations (CAB-1 Remote Controller and TMCC Command Base required, see page 172).

FEATURES:

- TrainMaster Command Control equipped—able to run in Command Control Mode or Conventional Transformer Control Mode
- Directional lighting
- Front and rear ElectroCouplers
- Powerful Pullmor motor
- Traction tire
- Die-cast metal frame
- Postwar plaque and packaging
- Minimum Curve: 0-27
- Length: 7 1/2"

(6-18487) #56 Minneapolis & St. Louis Mine Transport \$269.99



Standard O Diesel Locomotives

- ✓ Scale proportions
- ✓ Separately applied detail parts
- ✓ Super-detailed die-cast metal trucks
- ✓ Authentic paint schemes
- ✓ Perfectly matched to Lionel Standard O Rolling Stock

S-2 Diesel Switchers

ALCo diesel switchers proved dependable freight yard mainstays for decades. Each scale-sized S-2 switcher includes a unique dual drive train system that sends power to each truck from a single motor for maximum tractive effort. The Lionel S-2 switchers even feature fixed pilots just like the prototype.

FEATURES:

- TrainMaster Command Control equipped—able to run in Command Control Mode or in Conventional Transformer Control Mode
- RailSounds sound system with CrewTalk communication and TowerCom announcements
- Odyssey System for speed control
- Directional lighting including LED headlights
- Operating marker lights
- Two ElectroCouplers
- Powerful maintenance-free motor with momentum flywheel
- Traction tires
- Fan-driven smoke unit
- Die-cast metal trucks and fuel tank
- Metal frame and pilots
- Separately applied metal details
- Lighted number boards
- Lighted cab interior
- Engineer figures
- Minimum Curve: O-31
- Length: 12 1/4"



(6-28538) Western Pacific \$379.99



(6-28539) Baltimore & Ohio \$379.99



See page 91

(6-28219) Seaboard \$399.99



UPGRADED WITH METAL GRILLES



See page 90

(6-28218) Lehigh Valley \$399.99



UPGRADED WITH METAL GRILLES

C-420 Diesel Locomotives

In the early 1960s, the C-420 joined ALCO's "Century" line of freighters. Upgraded with new metal grille details, the scale-sized Lionel C-420 is now available in two new road names.

FEATURES:

- TrainMaster Command Control equipped—able to run in Command Control Mode or in Conventional Transformer Control Mode
- RailSounds sound system with CrewTalk communication and TowerCom announcements
- Odyssey System for speed control with ON/OFF switch
- Directional lighting including LED headlights
- Operating marker lights
- Two ElectroCouplers
- Dual powerful maintenance-free motors with momentum flywheels
- Magne-Traction track gripping system
- Traction tires
- Fan-driven smoke unit
- Die-cast metal trucks and fuel tank
- Metal frame and pilots
- Separately applied metal details
- Lighted number boards
- Lighted cab interior
- Engineer figures
- Minimum Curve: 0-31
- Length: 15"



New metal grilles

RS-11 Diesel Locomotive

This "steel dragon" of the American Locomotive Company produced 1,800 horsepower. Upgraded with new separately applied grilles, the TMCC-equipped Lionel RS-11 diesel offers the smooth pulling power of two Odyssey System controlled motors with momentum flywheels.

GP-30 Diesel Locomotives

Nearly 1,000 General Motors GP-30 diesels were built in the early 1960s, serving on rails around the country. New for 2004, the TMCC-equipped Lionel GP-30 is available in Alaska Railroad and New York Central liveries. With many separately applied parts and detailed Blomberg trucks, the scale-sized Lionel GP-30 continues to set the standard for O gauge diesels.

FEATURES:

- TrainMaster Command Control equipped—able to run in Command Control Mode or in Conventional Transformer Control Mode
- RailSounds sound system with CrewTalk communication and TowerCom announcements
- Odyssey System for speed control with ON/OFF switch
- Directional lighting including LED headlights and operating marker lights
- Two ElectroCouplers
- Dual powerful maintenance-free motors with momentum flywheels
- Magne-Traction track gripping system
- Traction tires
- Fan-driven smoke unit
- Die-cast metal trucks, fuel tank and pilots
- Metal frame
- Separately applied metal details
- Lighted number boards
- Lighted cab interior
- Engineer figures
- Minimum Curve: 0-31"
- Length: RS-11: 14 1/4"
GP-30: 14 1/4"



Highly-detailed GP-30 Blomberg trucks



Prototypical NYC GP-30 roof detail



(6-28545) Northern Pacific RS-11 \$399.99



UPGRADED WITH METAL GRILLES

(6-28839) Alaska GP-30 \$399.99



(6-28850) New York Central GP-30 \$399.99



NEW!



See page 131

NEW!

(6-28224) Jersey Central SD-40-2 \$429.99



Jersey Central SD-40-2 and Southern Pacific SD-40T-2 Tunnel Motor

"Special Duty" workhorses, EMD SD-40-2 diesels hauled freight from one coast to the other. A modified version with distinctive, low-mounted air intakes called the SD-40T-2 was built for service in the snowsheds and tunnels of the West. The TMCC-equipped Lionel SD-40-2 is available in Jersey Central livery and the "tunnel motor" version is available in the "kodachrome" scheme of the proposed Southern Pacific Santa Fe merger. The SD-40T-2 includes unique see-through grilles as well as horn placement and headlight arrangement specific to the Southern Pacific prototype.

FEATURES:

- TrainMaster Command Control equipped—able to run in Command Control Mode or in Conventional Transformer Control Mode
- RailSounds sound system with CrewTalk communication and TowerCom announcements
- Odyssey System for speed control with ON/OFF switch
- Directional lighting including LED headlights
- Operating marker lights
- Two ElectroCouplers
- Dual powerful maintenance-free motors with momentum flywheels
- Magne-Traction track gripping system
- Traction tires
- Fan-driven smoke unit
- Die-cast metal trucks, fuel tank and pilots
- Metal frame
- Separately applied metal details
- Lighted number boards
- Lighted cab interior
- Engineer figures
- Minimum Curve: O-31
- Length: SD-40-2, SD-40T-2: 17 1/4"

(6-28225) Southern Pacific SD-40T-2 Tunnel Motor \$429.99



NEW!

Dash 9, Dash 8 and SD-80MAC Diesel Locomotives

Massive size and massive horsepower define these modern diesel giants. Each Lionel model includes scale details such as readable warning stencils and safety-treaded walkways. Ready for a long Standard O freight consist, these TMCC-equipped diesels are powered by dual Odyssey System controlled motors. Create an entire Antrak "Phase IV" Superliner consist with the new Dash 8 and Superliner cars on page 102.

FEATURES:

- TrainMaster Command Control equipped—able to run in Command Control Mode or in Conventional Transformer Control Mode
- RailSounds sound system with CrewTalk communication and TowerCom announcements
- Odyssey System for speed control with ON/OFF switch
- Directional lighting including LED headlights and operating marker lights
- Two ElectroCouplers
- Dual powerful maintenance-free motors with momentum flywheels
- Magne-Traction track gripping system (Except C&NW)
- Traction tires
- Fan-driven smoke unit
- Die-cast metal pilots, trucks and fuel tank
- Metal frame
- Separately applied metal details
- Lighted number boards
- Lighted cab interior
- Opening cab windows and doors (SD-80MACs only)
- Engineer figures
- Minimum Curve: Dash 9 and Dash 8: 0-36
SD-80MAC: 0-42
- Length: Dash 9 and Dash 8: 18"
SD-80MAC: 19 1/2"



Separately applied grilles



(6-28226) Norfolk Southern SD-80MAC \$429.99



(6-28228) Chicago & North Western Dash 9 \$429.99



See page 90



(6-28229) Southern Pacific Dash 9 \$429.99



Separately applied grille and vent details



(6-28230) Amtrak Dash 8 \$429.99

NEW!

ADD THE MATCHING SUPERLINERS!



See page 103

ALCo PA A-A Set

New for 2004, Lionel ALCo PA A-A sets come fully equipped with the Magne-Traction track gripping system and an Odyssey System ON/OFF switch. Riding on authentically detailed AIA trucks, the Lionel PA A-A locomotive sets accurately replicate the American Locomotive Company's first and most famous attempt at passenger diesel power. Each scale-sized model features many separately applied details including see-through screens, dynamic brake openings, and pivoting diaphragms on the rear doors.

The Lionel New Haven PA locomotives represent the only two units ever dressed in the pure black-white-vermilion "McGinnis" livery. On the Rio Grande, ALCo PA diesels pulled the famed streamliner, the WP-CBQ-DRGW California Zephyr. See Lionel Classic Trains Vol. 1 2003 for a detailed aluminum California Zephyr consist. Matching B-units are available separately for each set.

EACH A-A SET INCLUDES:

- One powered and one non-powered A-unit

EACH A-A SET FEATURES:

- TrainMaster Command Control equipped—able to run in Command Control Mode or in Conventional Transformer Control Mode
- Odyssey System for speed control with ON/OFF switch
- RailSounds sound system with CrewTalk communication and TowerCom announcements
- Directional lighting including LED headlights
- Operating Mars lights with realistic pulsing action (Rio Grande only)
- Two ElectroCouplers, one on the front of each A-unit
- Dual powerful maintenance-free motors with momentum flywheels
- Magne-Traction track gripping system
- Traction tires
- Fan-driven smoke in both A-units
- Die-cast metal trucks, pilots and fuel tanks
- Metal frames
- Pivoting rear vestibules
- Operating radiator fans
- Opening doors
- Separately applied metal details
- Lighted number boards
- Lighted cab interior
- Engineer figures

EACH PB B-UNIT FEATURES:

- Die-cast metal trucks and fuel tanks
- Metal frame
- Opening doors
- Pivoting vestibules
- Minimum Curve: 0-31
- Length: A-A set: 34"

PA A-unit: 17"

PB B-unit: 16 3/4"



PULSING
MARS LIGHT



NEW!



(6-24500) Denver & Rio Grande Western PA A-A Set \$699.99



NEW!



(6-14596) New Haven PA A-A Set \$699.99



Distinctive New Haven version in McGinnis livery

{6-24503} Denver & Rio Grande Western PB B-unit \$149.99



{6-14599} New Haven PB B-unit \$149.99



Create an impressive A-B-A lash-up

STANDARD O DIESEL LOCOMOTIVES



[6-29144] Santa Fe El Capitan 18" Aluminum Passenger Car 4-Pack \$529.99



See page 100-101

NEW!



[6-14588] Santa Fe F3 A-B-A Set \$899.99

NEW!



[6-29105] Pennsylvania The Trail Blazer 18" Aluminum Passenger Car 4-Pack \$529.99



See page 100-101

[6-14592] Pennsylvania F3 A-B-A Set \$899.99



Prototypical Pennsylvania details



Authentic F3 freight pilot



[6-24562] Santa Fe F3 Powered B-unit \$299.99

NEW!



[6-24563] Pennsylvania F3 Powered B-unit \$299.99

NEW!

F3 A-B-A Diesel Locomotives

In 2002, a Lionel icon was recreated with the release of a completely redesigned and retooled F3 diesel locomotive. For 2004, the Lionel F3 performs better than ever with a new Odyssey System ON/OFF switch and the exclusive Magne-Traction track gripping system. With see-through screens, pivoting end vestibules and detailed Blomberg trucks, these scale-sized models offer accurate replicas of one of the most popular diesels ever to ride the high iron. The Lionel F3 diesels are available in an all-new Santa Fe or Pennsylvania A-B-A set. Matching powered F3 B-units are available in each livery.

EACH A-B-A SET INCLUDES:

- One powered F3 A-unit, one non-powered F3 B-unit, one non-powered F3 A-unit

FEATURES

- TrainMaster Command Control equipped—able to run in Command Control Mode or in Conventional Transformer Control Mode
- Odyssey System for speed control with ON/OFF switch
- RailSounds sound system with CrewTalk communication and TowerCom announcements
- Directional lighting including LED headlights and back-up lights
- ElectroCouplers on the front of each "A" unit and the rear of the "B" unit
- Dual powerful maintenance-free motors with momentum flywheels
- Magne-Traction track gripping system
- Traction tires
- Fan-driven smoke unit in both the powered and non-powered "A" units
- Die-cast metal trucks, pilots and fuel tanks
- Die-cast metal frames
- Separately applied metal details
- Separately applied metal handrails and screens
- Pivoting diaphragms on rear
- Opening doors
- Accurate builder's plates
- Lighted number boards
- Illuminated cab interior
- Engineer figures

EACH F3 POWERED B-UNIT FEATURES:

- TrainMaster Command Control equipped—able to run in Command Control Mode or in Conventional Transformer Control Mode
- Odyssey System for speed control with ON/OFF switch
- Dual powerful maintenance-free motors with momentum flywheels
- Magne-Traction track gripping system
- Traction tires
- Directional lighting with operating back-up light
- ElectroCoupler on rear
- Die-cast metal trucks and fuel tank
- Opening doors
- Pivoting diaphragms
- Minimum Curve: O-31
- Length: F3 A-B-A set: 39"
F3 A-unit: 13"
F3 B-unit: 13"

TRADITIONAL ROLLING STOCK

Traditional Rolling Stock

- ✓ Operating knuckle couplers
- ✓ Colorful paint schemes
- ✓ Officially licensed cars
- ✓ Collectible series
- ✓ Perfect additions to Lionel train sets
- ✓ Perfectly sized to match Lionel Traditional and LionMaster Locomotives

EACH CAR ON THESE PAGES FEATURES:

- Operating couplers
- Opening doors on boxcars and reefer
- Metal handrails and ladders on tank cars
- Removable cable reels in gondola
- Interior illumination in caboose
- Minimum Curve: 0-27"
- Length: Boxcars: 10 1/2"
- Ore car: 7"
- Hopper: 9 1/2"
- Flatcar: 11"
- Gondola: 10 1/4"
- Auto carrier: 13 1/2"
- Tank cars: 10"
- Reefer: 11 1/4"
- Hi-Cube boxcar: 11 1/4"
- Caboose: 7 1/4"

**PERFECT ADDITIONS
TO TRAIN SETS!**

(6-15016) Illinois Central Waffle-sided Boxcar \$24.99



(6-16474) Alaska Ore Car \$24.99



(6-26067) Southern Gondola with Cable Reels \$24.99



(6-26082) Frisco Two-tier Auto Carrier \$24.99



(6-26156) North Western Wood-sided Reefer \$24.99




(6-36272) New Haven Boxcar \$24.99



(6-16475) Santa Fe Hopper \$24.99



(6-26066) Great Northern Flatcar with Bulkheads \$24.99



(6-26154) New York Central Three-Dome Tank Car \$24.99



(6-26155) Pennsylvania Single Dome Tank Car \$24.99



(6-36273) Railbox Hi-Cube Boxcar \$24.99



(6-36519) Lionel Lines Caboose \$24.99



TRADITIONAL ROLLING STOCK

Flatcars with Trailers

ADDITIONAL FEATURES:

- Die-cast metal sprung trucks and operating couplers
- Removable trailers
- Minimum Curve: 0-27
- Length: 11"

Single Dome Tank Cars

ADDITIONAL FEATURES:

- Die-cast metal sprung trucks and operating couplers
- Metal handrails, platform and ladders
- Minimum Curve: 0-27
- Length: 10"

Boxcars

ADDITIONAL FEATURES:

- Die-cast metal sprung trucks and operating couplers
- Metal frame and opening doors
- Minimum Curve: 0-27
- Length: 10 1/2"



See page 85



See page 94



See page 123



(6-26065) Railway Express Agency Flatcar with Piggyback Trailers \$44.99



(6-26070) Nestlé® Nesquik® Flatcar with Trailer \$49.99 *



(6-26300) UPS® Flatcar with Piggyback Trailers \$49.99 **



See page 135

NEW!



(6-26152) Morton® Salt Single Dome Tank Car \$49.99 ***



(6-26153) Pillsbury® Single Dome Tank Car \$49.99 ****



(6-39262) "Elvis has left the Building" Boxcar \$49.99 *****

**ALL-NEW ELVIS
"HE DARED TO ROCK"
TRAIN ON PAGE 12**



See page 86



See page 86



See page 94

* Nestlé and Nesquik are trademarks of Société des Produits Nestlé S.A., Vevey, Switzerland and are used with permission.

** UPS, the UPS shield, and the color brown are trademarks of United Parcel Service of America, Inc. used under license.

*** MORTON, the Umbrella Girl, and "WHEN IT RAINS IT POURS" are registered trademarks of Morton International, Inc. used under license to Lionel L.L.C.

**** © 2004 The Pillsbury Company. Pillsbury and the Doughboy™ character are registered trademarks of The Pillsbury Company, Minneapolis, MN 55426. All rights reserved.

***** © EPE, Reg. U.S. Pat. & TM. Off.

TRADITIONAL ROLLING STOCK

EACH CAR ON THESE PAGES FEATURES:

- Die-cast metal sprung trucks and operating couplers
- Minimum Curve: 0-27

Flatcars with Caterpillar® Load

ADDITIONAL FEATURES:

- Removable officially licensed Caterpillar® die-cast metal vehicle
- Length: Norfolk Southern: 9 3/4"
BNSF: 11"

(6-29457) Norfolk Southern \$59.99



(6-29458) BNSF \$59.99



Last of the Series

(6-19698)
San Francisco Federal Reserve Mint Car
\$54.99

Mint Car

ADDITIONAL FEATURES:

- Metal frame
- Plated bullion load
- Functions as a piggybank
- Length: 10 1/2"




NEW!

Ballyhoo Brothers Circus Stock Car

ADDITIONAL FEATURES:

- A great addition to the 6-31931 Ballyhoo Brothers Circus Train offered in the 2002 Lionel Classic Trains Volume 2 catalog
- Four-piece animal safari pack included
- Metal frame
- Opening doors
- Length: 11 1/4"

(6-26157) \$49.99



Includes animal safari pack




United States Army Vat Car

ADDITIONAL FEATURES:

- Metal frame
- Length: 11 1/4"

(6-29464) \$44.99





**ARCHIVE
COLLECTION**

**ARCHIVE
COLLECTION**

Taken from official Lionel plans from the past, this special series of cars represents ideas that only reached the design phase, but never quite left the drawing board...until now.

**Archive Collection
#6464 Boxcar
3-Pack**

3-PACK INCLUDES:
#6464-725 Detroit & Mackinac, #6464 Norfolk Southern and #6464 Louisville & Nashville

ADDITIONAL FEATURES:

- Opening doors
- Metal frames
- Length: 10 1/2" each

(6-39253) \$114.99

STANDARD O ROLLING STOCK

Standard O Rolling Stock

- ✓ Scale proportions
- ✓ Separately applied detail parts
- ✓ Die-cast metal sprung trucks and operating couplers
- ✓ Authentic paint schemes
- ✓ Perfectly matched to **Lionel Standard O locomotives**
- ✓ Minimum Curve: O-31 (except where noted)

Burlington Northern Santa Fe 2-Bay ACF Hopper

- Minimum Curve: O-27
- Length: 9 1/2"

(6-17023) Burlington Northern Santa Fe 2-Bay ACF Hopper \$44.99



(6-17195) Louisville & Nashville 3-Bay ACF Hopper \$44.99



Louisville & Nashville 3-Bay ACF Hopper

- Minimum Curve: O-27
- Length: 11 1/4"

(6-17581) Great Northern Flatcar with Pick-Up Trucks \$59.99



Great Northern Flatcar with Pick-Up Trucks

ADDITIONAL FEATURES:

- Includes two die-cast metal Ford F-100 pick-up trucks
- Minimum Curve: O-27
- Length: 11 1/4"


CP Rail Bathtub Gondola 3-Pack

The revolutionary Lionel Bathtub Gondolas perform just like their coal laden prototypes on the real railroad. When used with the Lionel Rotary Coal Tipple (See the 2002 Lionel Classic Trains Volume 1 catalog) an entire coal train can be unloaded without uncoupling the cars. (Coal Tipple Coal Pack required.) The 3-Pack includes one dual rotary coupler car and two single rotary cars.

ADDITIONAL FEATURES:

- Operating rotary couplers
- Length: Single Car: 13 1/4"
3-Pack: 39 3/4"

Add-on car available on page 126



Realistic rotary couplers

(6-17465) CP Rail Bathtub Gondola 3-Pack \$149.99



ACF 40-Ton Stock Cars

ADDITIONAL FEATURES:

- Hidden uncoupling tab
- Die-cast metal frame
- Metal underframe details
- Opening doors
- Four removable cattle figures
- Length: 11"

(6-17709) Union Pacific \$54.99



(6-17710) Great Northern \$54.99

Removable cattle figures



STANDARD O ROLLING STOCK

Skeleton Log Car 3-Packs

ADDITIONAL FEATURES:

- Die-cast metal bodies
- Authentically detailed brake rigging and air cylinder
- Removable, natural wood log attached to each car with two metal chains
- Length: Single car: 8 1/2"
3-Pack: 25 1/2"



(6-29492) Pickering Lumber Skeleton Log Car 3-Pack #1 \$124.99



See page 48



(6-29496) Pickering Lumber Skeleton Log Car 3-Pack #2 \$124.99

PS-4 Flatcars

ADDITIONAL FEATURES:

- Hidden uncoupling tab
- Rotating bearing caps on trucks of UP and B&M
- Real wood deck
- Die-cast metal body
- Twenty removable die-cast metal stakes
- Two removable metal chains
- Metal underframe details
- Recommended Minimum Curve: 0-36
- Length: 14 3/4"

Real wood deck with laser-etched detailing



(6-17577) Baltimore & Ohio \$49.99



(6-17578) Boston & Maine \$49.99

ROTATING BEARING CAPS



(6-17579) Milwaukee Road \$49.99



(6-17580) Union Pacific \$49.99

ROTATING BEARING CAPS



Die-cast metal body

PS-5 Gondolas

ADDITIONAL FEATURES:

- All-new, removable three-section cover with metal catwalk and handles
- Opening access hatch on gondola cover
- Folding drop ends
- Hidden uncoupling tab
- Metal underframe details
- Length: 14 1/2"



New removable cover with opening access hatch

**UPGRADED
METAL
UNDERBODY
DETAILS**



(6-17459) CP Rail \$49.99



(6-17460) New York Central \$49.99



(6-17461) Pennsylvania \$49.99



(6-17462) Santa Fe \$49.99

STANDARD O ROLLING STOCK

PS-1 Boxcars

ADDITIONAL FEATURES:

- Includes new box load
- Hidden uncoupling tab
- Upgraded with metal underframe details
- Opening doors
- 6' Superior doors on Illinois Central and Santa Fe
- 8' Superior doors on Boston & Maine and TP&W
- Length: 11 1/4"



All-new load detail



Metal brake gear

**UPGRADED
METAL UNDERBODY
DETAILS**



Separately applied metal underframe details

(6-17292) Boston & Maine \$54.99

NEW!



(6-17294) Toledo, Peoria & Western \$54.99

NEW!



(6-17293) Illinois Central \$54.99

NEW!



(6-17295) Santa Fe \$54.99

NEW!



**SANTA FE MAP
ON REVERSE SIDE**

ALL-NEW DESIGN



All-new auto frame load

A.A.R. Standard Double-Door Boxcars

ADDITIONAL FEATURES:

- All-new design
- Hidden uncoupling tab
- Rotating bearing caps on trucks of Union Pacific
- Metal underframe details
- Opening doors
- Auto frame load
- Length: 14"


NEW!

(6-17281) Pennsylvania \$59.99



NEW!

(6-17282) Union Pacific \$59.99



ROTATING BEARING CAPS

NEW!

(6-17283) Gulf, Mobile & Ohio \$59.99



NEW!

(6-17284) Erie \$59.99



STANDARD O ROLLING STOCK

Steel-sided Refrigerator Cars

ADDITIONAL FEATURES:

- Hidden uncoupling tab
- Metal underframe details
- Opening roof hatches with props
- Opening side doors
- Length: 11 1/2"



Opening side doors



Opening roof hatches

(6-17351) Santa Fe \$54.99



NEW!

(6-17352) Pacific Fruit Express \$54.99



NEW!

(6-17353) Needham Packing \$54.99



NEW!

(6-17354) Swift \$54.99



NEW!

**UPGRADED
METAL
UNDERBODY
DETAILS**



Removable roof reveals plated milk tanks and piping inside

General American Milk Cars

ADDITIONAL FEATURES:

- Hidden uncoupling tab
- Die-cast metal sprung buffers
- Metal underframe details
- Removable roof
- Plated interior milk tanks and piping
- Opening side doors
- Length: 11 1/2"

(6-17355) Hood's \$59.99



NEW!

(6-17356) Nestlé® Nesquik® \$59.99



* Nestlé and Nesquik® are trademarks of Société des Produits Nestlé S.A., Vevey, Switzerland and are used with permission.

NEW!

(6-17357) Borden's \$59.99



NEW!

(6-17358) Fairfield Farms \$59.99



NEW!

STANDARD O ROLLING STOCK

PS-2CD 4427 Hoppers

ADDITIONAL FEATURES:

- Hidden uncoupling tab and rotating bearing caps on trucks
- Die-cast metal ends
- Length: 13 3/4"



Die-cast metal ends

**ROTATING
BEARING CAPS
ON TRUCKS**

* MORTON, the Umbrella Girl, and "WHEN IT RAINS IT POURS" are registered trademarks of Morton International, Inc. used under license to Lionel LLC.

** © 2004 The Pillsbury Company. Pillsbury and the Doughboy™ character are registered trademarks of The Pillsbury Company, Minneapolis, MN 55426. All rights reserved.



NEW!

(6-27100) Chicago & North Western \$59.99



NEW!

(6-27101) Morton® Salt \$59.99 *



NEW!

(6-27102) Pillsbury® \$59.99 **



NEW!

(6-27103) Soo Line \$59.99

4-Bay ACF Hoppers

ADDITIONAL FEATURES:

- Hidden uncoupling tab and rotating bearing caps on trucks
- Extruded aluminum body
- Opening hatches on Firestone, Diamond Chemicals and Hercules
- Die-cast metal ends
- Recommended Minimum Curve: 0-36
- Length: 15"



Rotating bearing caps on trucks



Die-cast metal ends

EXTRUDED ALUMINUM BODIES



OPENING HATCHES

(6-17196) Firestone \$64.99



OPENING HATCHES

(6-17197) Diamond Chemicals \$64.99



OPENING HATCHES

(6-17198) Hercules \$64.99



(6-17199) Conrail \$64.99

STANDARD O ROLLING STOCK

TankTrain Tank Cars

Through a system of valves and interconnecting hoses, long strings of TankTrain tank cars could be efficiently loaded or unloaded from one end of a train. Create an extra-long unit train with the GATX Intermediate Car 3-Pack which matches both the SP Oil Can Train from the 2003 Lionel Classic Trains Volume 2 catalog, as well as the GATX 3-Pack offered in the 2002 Lionel Classic Trains Volume 2 catalog. An additional Cibro Intermediate Car is also available to match the Cibro TankTrain 3-Pack found in the 2003 Lionel Classic Trains Volume 1 catalog.

ADDITIONAL FEATURES:

- Hidden uncoupling tab and rotating bearing caps on trucks
- Flexible hoses between cars
- Length: Single Car: 15 1/2"
3-Pack: 46 1/2"



(6-17933) GATX TankTrain Intermediate Car 3-Pack \$179.99

Slag and Hot Metal Car 3-Packs

Staples of steel mill service, the slag car hauls red-hot waste by-product to the slag pit while the hot metal cars transport molten steel between refining processes. Each of these die-cast metal models includes a realistic flickering load.

ADDITIONAL FEATURES:

- Hidden uncoupling tab
- Flickering slag or hot metal load
- Manually rotating slag bucket or hot metal drum
- Die-cast metal frame and slag bucket or hot metal drum
- Length: Single Slag Car: 7 1/4"
Slag Car 3-Pack: 21 3/4"
Single Hot Metal Car: 11 1/4"
Hot Metal Car 3-Pack: 33 3/4"



(6-29465) U. S. Steel Slag Car 3-Pack \$159.99



(6-39400) Republic Steel Slag Car 3-Pack \$159.99

**ALL
DIE-CAST
METAL
BODIES**

Separately applied
metal parts



Flickering slag load



Rotating bucket

NEW!




NEW!



(6-17932) Cibro TankTrain Intermediate Car \$59.99

NEW!



(6-29469) U. S. Steel Hot Metal Car 3-Pack \$179.99



NEW!



(6-39404) Republic Steel Hot Metal Car 3-Pack \$179.99



Flickering hot metal load



Rotating drum



Fully equalized die-cast metal sprung trucks

STANDARD O ROLLING STOCK

(6-17658) Burlington Extended Vision Caboose \$84.99

NEW!



(6-17661) Chicago & North Western Bay Window Caboose \$84.99

NEW!



(6-17659) Canadian National Extended Vision Caboose \$84.99

NEW!



(6-17662) Penn Central Bay Window Caboose \$84.99

NEW!



(6-17660) Seaboard Extended Vision Caboose \$84.99

NEW!



(6-17663) Southern Bay Window Caboose \$84.99

NEW!



**Extended Vision
and Bay Window
Cabooses**

ADDITIONAL FEATURES:

- Hidden uncoupling tab and rotating bearing caps on trucks
- Metal underframe details
- Smoke unit with ON/OFF control
- Train crew figures
- Fully detailed and painted interior
- Interior lighting
- Exterior end lights
- Opening doors
- Length: 10 1/4"

**UPGRADED
METAL
UNDERBODY
DETAILS**

**ROTATING
BEARING CAPS
ON TRUCKS**

NEW!



(6-17647) Baltimore & Ohio #C-2820 \$84.99
(6-17664) Baltimore & Ohio #C-2824 \$84.99

NEW!



(6-17648) Chessie System #C-2800 \$84.99
(6-17665) Chessie System #C-2802 \$84.99

NEW!



(6-17649) Lionel Lines \$84.99

I-12 Caboose

ADDITIONAL FEATURES:

- All-new design
- B&O and Chessie available in two road numbers each
- Hidden uncoupling tab
- Metal underframe details
- Smoke unit with ON/OFF control
- Train crew figures
- Fully detailed and painted interior
- Interior lighting
- Operating marker lights
- Opening doors
- Chessie System version also includes end light, end reflectors, etched metal catwalk and window screens
- Length: 8 1/2"



Distinctive end details

OPERATING CARS

Operating cars

- ✓ Lights, sound, action
- ✓ Die-cast metal trucks and operating couplers (Except page 92)
- ✓ Classic reissues
- ✓ All-new innovative designs
- ✓ Perfect additions to Lionel train sets
- ✓ Minimum Curve: O-27 (Except where noted)

(6-36778) Chesapeake & Ohio Searchlight Car \$29.99



Chesapeake & Ohio Searchlight Car

ADDITIONAL FEATURES:

- Illuminated searchlight
- Manually adjustable light position
- Length: 11"

Pennsylvania Log Dump Car

ADDITIONAL FEATURES:

- Dumps logs at the touch of a button
- Remote Control Track section required, see pages 178-187
- Includes log load and unloading bin
- Length: 11"

(6-26805) Pennsylvania Log Dump Car \$29.99



NEW!

Santa Fe Derrick Car

ADDITIONAL FEATURES:

- Movable boom
- Operating winch
- Length: 11"

(6-26803) Santa Fe Derrick Car \$29.99



NEW!

(6-26804) New York Central Coal Dump Car \$29.99



NEW!

New York Central Coal Dump Car

ADDITIONAL FEATURES:

- Dumps coal at the touch of a button
- Remote Control Track section required, see pages 178-187
- Includes coal load and unloading bin
- Length: 11"

Rio Grande Stock Car with Cattle Sounds

ADDITIONAL FEATURES:

- Authentic cattle sounds powered by a nine-volt battery (not included)
- ON/OFF switch
- Sprung trucks
- Metal frame
- Length: 11 1/4"



Santa Fe Walking Brakeman Car

ADDITIONAL FEATURES:

- Brakeman figure moves back and forth along the roofwalk, via track power
- Powerful maintenance-free motor with ON/OFF switch
- Metal frame
- Length: 10 1/2"



Brakeman "walks" along roof

American Refrigerator Transit Ice Car

ADDITIONAL FEATURES:

- Matches the Icing Station with Ice Car on page 142
- Ice is loaded through the roof by the Icing Station
- Sprung trucks
- Metal frame
- Twelve ice blocks
- Length: 10 1/2"



See page 142

Archive Collection Pillsbury® Operating Boxcar

ADDITIONAL FEATURES:

- Door opens and figure tosses a flour sack out of the boxcar
- Remote Control Track section required, see pages 178-187
- Sprung trucks
- Metal frame
- Length: 10 1/2"



(6-26806) Archive Collection Pillsbury® Operating Boxcar \$59.99 *



Door opens and figure tosses flour sack



(6-36780) Sea-Monkeys® Motorized Aquarium Car \$64.99 **



Inspired by original retro artwork



Sea-Monkeys® Motorized Aquarium Car

ADDITIONAL FEATURES:

- Colorful retro graphics, original artwork from the 1960s, move around the car via track power
- Powerful maintenance-free motor with ON/OFF switch
- Interior illumination
- Metal frame
- Length: 10 1/2"

Nestlé® Nesquik® Operating Milk Car

ADDITIONAL FEATURES:

- Nestlé® Nesquik® Bunny unloads cans onto the platform at the touch of a button
- Remote Control Track section required, see pages 178-187
- Seven milk cans and bunny figure
- Metal platform
- Length: 11 1/2"

(6-19898) Nestlé® Nesquik® Operating Milk Car \$129.99 ***



Bunny figure unloads milk cans




* © 2004 The Pillsbury Company. Pillsbury and the Doughboy™ character are registered trademarks of The Pillsbury Company, Minneapolis, MN 55426. All rights reserved.

** © 2004 Transcience Corporation. All rights reserved. Manufactured under exclusive worldwide license to the Amazing Live Sea-Monkeys®, a Division of Educational Insights, Inc., Rancho Dominguez, CA.

*** Nestlé and Nesquik are trademarks of Société des Produits Nestlé S.A., Vevey, Switzerland and are used with permission.

(6-26801) Jumping Bart Boxcar \$64.99



NEW!

Jumping Bart Boxcar

- ADDITIONAL FEATURES:**
- Figure travels alongside of the boxcar and jumps inside when it reaches the trigger
 - Trigger and figure
 - Sprung trucks
 - Opening doors
 - Length: 10 1/2"

Simpsons Animated Gondola


- ADDITIONAL FEATURES:**
- Figures move around the gondola while the train is in motion
 - Length: 10 1/4"

Simpsons Boxcar

- ADDITIONAL FEATURES:**
- Sprung trucks
 - Opening doors
 - Length: 10 1/2"



(6-26802) Simpsons Animated Gondola \$64.99



NEW!

(6-36291) Simpsons Boxcar \$49.99



NEW!



MATT GROENING



THE SIMPSONS TM & © 2004
20TH CENTURY FOX FILM CORP. ALL RIGHTS RESERVED.

Blue Chip Line Motorized Animated Gondola

ADDITIONAL FEATURES:

- Hand-painted bull and bear figures move around the gondola via track power
- Powerful maintenance-free motor with ON/OFF switch
- Length: 10 1/4"

NEW!



(6-26807) Blue Chip Line Motorized Animated Gondola \$59.99

MOTORIZED ACTION!

Lionel Lines Animated Caboose


ADDITIONAL FEATURES:

- All-new design
- Holding an illuminated lantern, the hand-painted brakeman figure moves smoothly back and forth on the platform
- Operates via track power
- Powerful maintenance-free motor
- Interior illumination
- Metal frame, ladders, toolboxes and smokestack
- Length: 7 1/4"



(6-36729) Lionel Lines Animated Caboose \$69.99

LIGHTED LANTERN




The conductor signals the engineer

Canadian National Barrel Car


ADDITIONAL FEATURES:

- At the push of a button, the hand-painted figure pushes the barrels off of the car
- Remote Control Track section required, see pages 178-187
- Metal barrel channel and frame
- Six wooden barrels
- Includes unloading bin
- Length: 11"



(6-36771) Canadian National Barrel Car \$69.99

MAPLE SYRUP BARRELS



Remote control operation

(6-36774) Pennsylvania "Moe & Joe" Lumber Flatcar \$69.99



Pennsylvania "Moe & Joe" Lumber Flatcar

ADDITIONAL FEATURES:

- Moe & Joe figures unload boards at the touch of a button
- Remote Control Track section required, see pages 178-187
- Real wood load
- Metal unloading superstructure
- Includes unloading bin
- Length: 11"



(6-36773) Jersey Central Coal Dump Car \$69.99



Jersey Central Coal Dump Car

ADDITIONAL FEATURES:

- Dump coal at the touch of a button
- Remote Control Track section required, see pages 178-187
- Includes coal load and unloading bin
- Die-cast metal frame and metal dumping frame
- Length: 9 1/2"



(6-36772) Spokane, Portland & Seattle Log Dump Car \$69.99



Spokane, Portland & Seattle Log Dump Car

ADDITIONAL FEATURES:

- Dump logs at the touch of a button
- Remote Control Track section required, see pages 178-187
- Includes log load and unloading bin
- Die-cast metal body
- Length: 9"



(6-36787) M.o.W. Remote Control Searchlight Car \$69.99



Maintenance of Way Remote Control Searchlight Car

ADDITIONAL FEATURES:

- Illuminated searchlight rotates via track power
- Adjust the searchlight's brightness as well as the rate of rotation with any Remote Control Track section (Available separately, see pages 178-187)
- Die-cast metal body
- Length: 9 3/4"



OPERATING CARS

TrainSounds Rolling Stock

Bring the mournful whistle of a steamer or the rumbling of a powerful diesel to a Lionel train set or traditional locomotive. Featuring an all-new conventional sound system with digitally recorded effects, TrainSounds rolling stock is offered in both steam and diesel versions. Both the steam tender and diesel boxcar offer an affordable way to add interactive action to any O gauge layout. Command Control and batteries are not required. TrainSounds rolling stock operates on track power with a conventional transformer. Push the whistle/horn button on your transformer and you will even hear different "Stand by" or "Clear for departure" messages.

TENDER FEATURES:

- TrainSounds sound system with steam chuffing, steam whistle, bell, squealing brakes and operator-controlled multi-part crew dialogue
- Conventional transformer control
- Removable front coupler for use behind another tender
- Die-cast metal trucks and operating coupler
- Metal frame
- Length: 8 1/2"

BOXCAR FEATURES:

- TrainSounds sound system with diesel engine revving, diesel horn, bell, squealing brakes and operator-controlled multi-part crew dialogue
- Conventional transformer control
- Die-cast metal trucks and operating couplers
- Metal frame
- Length: 10 1/2"

ADD GREAT
SOUNDS TO ANY
TRAIN SET

ALL-NEW
DIGITAL SOUND
SYSTEM

(6-36788) Lionel Lines Steam TrainSounds Tender \$99.99



(6-36789) Railbox Diesel TrainSounds Boxcar \$99.99





TrainMaster Command Control Crane Cars

Now available in two new paint schemes, these operating cars bring a new level of action to Command Control railroading. See pages 170-175 for more on the affordable TrainMaster Command Control system. Installation is simple and, in no time at all, you can be running your own M.O.W. operations anywhere on your layout via the wireless CAB-1 Remote Controller.

FEATURES:

- TrainMaster Command Control operation including 360 degree cab rotation, up and down action of the boom, independent control of the main and auxiliary hooks, independent control of the front and rear work lights, and deployment of all six outriggers
- TMCC CAB-1 Remote Controller and TMCC Command Base required, see pages 170-175
- Four powerful maintenance-free motors
- Die-cast metal six-wheel sprung and equalized trucks
- Dual ElectroCouplers
- Die-cast metal body, frame and boom
- Operating front and rear work lights
- Opening cab doors
- Twelve outrigger supports included for use on both traditional O gauge, O-27 or the FasTrack track system
- Minimum Curve: O-31
- Length: 10 3/4"



Operating front and rear work lights



Remotely deployed outriggers, front and rear ElectroCouplers

PASSENGER CARS

Passenger Cars

- ✓ Detailed interiors
- ✓ Hand-painted figures
- ✓ Realistic interior and exterior lighting
- ✓ Die-cast metal sprung trucks

18" Aluminum Passenger Cars

The finest aluminum passenger cars in O gauge are now available in a longer 18" length.

Whether behind your favorite Lionel F3 diesel or the one-of-a-kind Lionel Pennsylvania S1 Duplex steamer, each set recreates some of the streamlined era's most famous trains. Add-on 2-Packs and StationSounds Diners will be available for each set in early 2005. See page 132 for details.

PENNSYLVANIA 4-PACK AND SOUTHERN PACIFIC 4-PACK INCLUDES:

- Combination baggage/coach, two coaches, observation car

BALTIMORE & OHIO 4-PACK INCLUDES:

- Combination baggage/dorm/lounge, coach, vista dome coach, observation car

SANTA FE 4-PACK INCLUDES:

- Combination baggage/dorm/lounge, two coaches, observation car

FEATURES:

- All-new die-cast metal sprung trucks and operating couplers with hidden uncoupling tab
- All-new 18" extruded aluminum bodies with flush fitting windows
- All-new operating end vestibules with flexible diaphragms
- All-new separately applied metal roof vents and grab handle details
- All-new metal underframe detailing
- Opening end doors
- Metal frames
- Authentically detailed and painted interiors
- Interior lighting with ON/OFF control
- Passenger and train crew figures
- Operating marker lights and end light on observation car
- Lighted drumhead on observation car
- Minimum Curve: 0-54
- Length: 4-Pack: 76"
Single car: 19"

(6-29105) Pennsylvania *The Trail Blazer* 18" Aluminum Passenger Car 4-Pack \$529.99



NEW
18" CARS!

SMOOTH
BODIES

(6-29110) Baltimore & Ohio *The Columbian* 18" Aluminum Passenger Car 4-Pack \$529.99



SMOOTH
BODIES

(6-29115) Southern Pacific *Daylight* 18" Aluminum Passenger Car 4-Pack \$529.99



FLUTED
BODIES

(6-29144) Santa Fe *El Capitan* 18" Aluminum Passenger Car 4-Pack \$529.99



FLUTED
BODIES

SEE PAGE 132
FOR ADD-ONS!

MATCHES
PRR GG1 AND
S1 DUPLEX

NEW!



All-new end vestibules
with opening doors

MATCHES
B&O F-3's

NEW!



All-new die-cast metal
sprung trucks

MATCHES
SOUTHERN
PACIFIC GS-2

NEW!



Metal vents and grab handles

MATCHES
SANTA FE F3's
AND E-6's

NEW!



Illuminated marker lights,
end light and drumhead



Santa Fe *The Chief* Heavyweight Passenger Cars

Pulled behind your new Santa Fe Northern, this new Passenger Car 4-Pack, along with a matching 2-Pack and StationSounds Diner, recreates one of the most famous trains in America. Along with the finest features found in any O gauge heavyweight, each of these new cars is upgraded with newly designed die-cast metal sprung six-wheel trucks. The heavyweight diner even includes the StationSounds sound system featuring dining reservation calls, arrival/departure announcements and even the "clickety-clack" of the cars as they roll down the rails.



Illuminated marker lights and drumhead

4-PACK INCLUDES:

- Combination car, two sleepers, observation car

2-PACK INCLUDES:

- Baggage car and sleeper

DINING CAR INCLUDES:

- StationSounds sound system

FEATURES:

- All-new die-cast metal sprung trucks and operating couplers with hidden uncoupling tab
- Metal frames
- Authentically detailed and painted interiors
- Interior lighting with ON/OFF control
- Opening doors
- Passenger and train crew figures
- Flexible diaphragms between cars
- Illuminated marker lights and drumhead on observation car
- Minimum Curve: 0-54
- Length: 4-Pack: 76"
2-Pack: 38"
Diner: 19"



All-new sprung trucks with metal safety chains

NEW!

(6-15526) Santa Fe *The Chief* Heavyweight Passenger Car 4-Pack \$449.99



ALL-NEW SPRUNG TRUCKS!

NEW!

(6-15545) Santa Fe *The Chief* StationSounds Diner \$269.99



(6-15394) Amtrak "Phase IV" Superliner Passenger Car 4-Pack \$499.99

MATCHING DASH 8 ON PAGE 67

NEW!



(6-29168) Amtrak "Phase IV" Superliner StationSounds Diner \$279.99



(6-15395) Alaska Superliner Passenger Car 4-Pack \$499.99

NEW!



(6-29172) Alaska Superliner StationSounds Diner \$279.99



NEW TRAIN CREW FIGURES

NEW MARKER LIGHTS



NEW!

See pages 52-53

(6-15542) Santa Fe *The Chief* Heavyweight Passenger Car 2-Pack \$229.99



NEW!



(6-29165) Amtrak "Phase IV" Superliner Passenger Car 2-Pack \$269.99



NEW!



(6-29169) Alaska Superliner Passenger Car 2-Pack \$269.99

Superliner Passenger Cars

Popular since the 1950s, bi-level passenger cars have evolved into the Superliner service of today. Each meticulously detailed Lionel Superliner offers an accurate recreation of these modern streamliners. Inside, chairs even include ashtrays and reclining buttons. Outside, each extruded aluminum body features flush fitting windows, lighted number boards and brake indicators. Matching 2-Packs and StationSounds Diners are available separately for each roadname. The custom-recorded StationSounds sound system includes dining reservation calls, arrival/departure announcements and even background sounds such as the air compressor.

EACH 4-PACK INCLUDES:

- Four Superliner coaches

EACH 2-PACK INCLUDES:

- One Superliner sleeper and one Superliner lounge

EACH DINER INCLUDES:

- StationSounds sound system

FEATURES:

- Die-cast metal sprung trucks with rotating bearing caps and operating couplers with hidden uncoupling tab
- Extruded aluminum bodies with flush fitting windows
- Metal frames
- Authentically detailed and painted interiors
- Interior lighting with ON/OFF control
- Passenger figures
- Operating cloth and metal diaphragms between cars
- Selectable red warning lights on each car end
- Minimum Curve: 0-42
- Length: 4-Pack: 76"
2-Pack: 38"
Single Car: 19"

American Flyer

- ✓ S gauge
- ✓ Classic A.C. Gilbert reissues
- ✓ All-new innovative designs

AMERICAN FLYER®

(6-48725) New York Central Caboose \$49.99



NEW!

New York Central Caboose

FEATURES:

- Die-cast metal trucks
- Metal frame
- Interior lighting
- Length: 6 1/2"

(6-48537) Nestlé® Nesquik® Flatcar with Milk Containers \$54.99



NEW!

SHIPS 2005

Flatcars with Milk Containers

FEATURES:

- Die-cast metal trucks
- Length: 9 1/2"

* Nestlé and Nesquik are trademarks of Société des Produits Nestlé S.A., Vevey, Switzerland and are used with permission.

(6-48538) Hood's Flatcar with Milk Containers \$54.99



NEW!

SHIPS 2005

Dockside Switchers

First released over forty years ago, the 0-6-0 Dockside Switcher now rejoins the American Flyer roster. This new locomotive includes the classic American Flyer "Choo-Choo" mechanical sound system. Listen to the realistic chuffing of the tough little switcher as smoke puffs from its stack.

FEATURES:

- Transformer controlled forward, neutral and reverse operation
- Powerful maintenance-free motor with momentum flywheel
- Choo-Choo sound system
- Directional lighting including operating headlight and back-up light
- Front and rear operating couplers
- Traction tires
- Puffing smoke unit
- Die-cast metal frame
- Length: 7 1/2"

THE RETURN OF CHOO-CHOO!

(6-48039) Baltimore & Ohio Dockside Switcher \$99.99



SHIPS 2005

NEW!

(6-48040) Santa Fe Dockside Switcher \$99.99



SHIPS 2005

NEW!

New York Central USRA Light Mikado

The scale-sized American Flyer Mikado represents the latest level of detailing and features found in some of the current Lionel O gauge steamers. The locomotive comes fully-equipped with the RailSounds 5.0 sound system and the TrainMaster Command Control system. RailSounds effects are accessible with the TMCC system or with any conventional AC transformer. Add a TMCC Command Base and CAB-1 Remote Controller (see page 170) to unlock all of the features available. A simple one-wire hook up to most AC transformers will have you on your way to true walk-around, remote control railroading. A matching caboose is also available separately.

(6-48036) New York Central USRA Light Mikado \$599.99

NEW!

ALL-NEW TOOLING



NOW WITH RAILSOUNDS 5.0 AND WIRELESS TETHER

FEATURES:

- Produced from all-new tooling
- TrainMaster Command Control equipped—able to run in Command Control Mode or in Conventional Transformer Control Mode with most American Flyer and Lionel transformers
- RailSounds 5.0 sound system with new intelligible CrewTalk dialog and more TowerCom announcements, each with different scenarios depending on whether the locomotive is in motion or stopped
- Realistic operator-controlled effects such as the water injector activated by the CAB-1 Remote Controller
- MultiWhistle effect simulates blows at different steam pressures, long and short attacks, and even extra quilling with each whistle blow

- DynaChuff synchronized chuffing that shifts, automatically via locomotive speed or manually via the CAB-1 Remote Controller, among 15 levels of intensity to simulate a locomotive running light or battling against a heavy load
- Independently adjustable volume control—lower the level of background effects such as chuffing with the CAB-1 Remote Controller while keeping operator-controlled effects such as the whistle and crew announcements at full volume

- Many operator-controlled effects including CrewTalk dialog and TowerCom announcements are accessible in Conventional Transformer Control Mode
- Powerful maintenance-free motor with momentum flywheel
- Wireless Tether connection between locomotive and tender
- Directional lighting including operating headlight and back-up light on rear of tender
- Illuminated classification lights on front of locomotive

- Die-cast metal locomotive body, frame, pilot and trucks
- Traction tires
- Operating smoke unit
- Separately applied metal details
- Accurate separately applied builder's plates
- Illuminated cab interior
- Engineer and fireman figures
- Die-cast metal tender body and trucks
- Operating coupler on rear of tender
- Length: 15 1/2"

(6-48136) Santa Fe ALCo PA B-unit \$149.99



SHIPS 2005

NEW!



Santa Fe ALCo PA B-unit with RailSounds and Santa Fe Passenger Car 2-Pack

Both the RailSounds B-unit and Passenger Car 2-Pack perfectly match the Santa Fe ALCo PA set and the Santa Fe *Super Chief* Passenger Car 4-Pack found in the 1997 Lionel Classic Trains Volume 2 catalog. The 2-Pack includes a baggage car and vista dome car.

SANTA FE ALCO PA B-UNIT FEATURES:

- RailSounds sound system with bell, horn, diesel engine revving and crew announcements
- Die-cast metal trucks
- Horn and bell sound activation buttons included
- Length: 12"

SANTA FE PASSENGER CARS FEATURE:

- Die-cast metal trucks
- Metal frame
- Interior lighting
- Passenger silhouettes
- Length: 2-Pack: 26 1/2"
Single Car: 13 1/4"

SHIPS 2005

NEW!

(6-48968) Santa Fe Passenger Car 2-Pack \$119.99



AMERICAN FLYER

#773 Oil Derrick

Watch as the "oil" bubbles up the illuminated tube of this new American Flyer reissue.

FEATURES:

- Illuminated bubble tube
- Dimensions: 4 7/8" x 4 7/8" x 12 5/8"

LIGHTS AND BUBBLES

#774 Floodlight Tower

Perfect for a freight yard on any layout, the American Flyer #774 Floodlight Tower features four bright lamps.

FEATURES:

- Metal platform, lamp holders, and pipe
- Four lights
- Dimensions: 5" x 6" x 13"

#787 Log Loader

The classic American Flyer #787 Log Loader is ready to go to work on your S or O gauge layout. At the press of a button, the operator hooks a log from the bin inside the structure, hoists it up, and loads it onto a car positioned in front of the accessory.

FEATURES:

- Crane operator picks up logs and drops them onto cars positioned in front of the accessory
- Metal walkway
- Dimensions: 10" x 11 1/2" x 9"

(6-49811) #773 Oil Derrick \$59.99

FOUR LIGHTS

(6-49814) #774 Floodlight Tower \$99.99

Car not included

(6-49810) #787 Log Loader \$129.99

LOADS LOGS INTO ROLLING STOCK



**MOVES
BACK AND
FORTH**

(6-49813) #789 Baggage Smasher \$129.99



**MAKE YOUR
OWN STATION
ANNOUNCEMENTS**

(6-49812) #755 Talking Station \$199.99

**CHICAGO, ST. LOUIS
ALL POINTS WEST
NOW BOARDING!**

#789 Baggage Smasher

When the trains pull in, Billy the Baggage Smasher has his work cut out for him! The Baggage Smasher accessory features an animated figure that wheels the passenger's luggage across the platform at the press of a button.

FEATURES:

- Animated figure
- Interior lighting
- Dimensions: 10" x 7 1/4" x 4 3/4"

#755 Talking Station

"Chicago, St. Louis! All points west! Now boarding!" The classic American Flyer Talking Station is now available with modern, digital technology. The microphone and speaker in this accessory allow you to become the station master. Record your own messages or "broadcast live" using the station's speaker as your layout's personal PA system.

FEATURES:

- Digital recorder, microphone, and speaker
- Interior lighting
- Metal base, building, and signs on the roof
- Dimensions: 6" x 12" x 8"

AMERICAN FLYER

#23830 Piggyback Unloader and Flatcar

Load and unload your piggyback trailers with the Piggyback Unloader. Position the flatcar beneath the structure, and the trailers are transferred to the ramp or positioned on the car.


FEATURES:

- Flatcar with two trailers
- Metal ramps
- Dimensions: 2 1/4" x 2 1/4" x 16"

(6-49818) \$69.99

NEW!

HANDCAR INCLUDED!



#741 Handcar and Shed

Stowed in a shed at the end of a siding, this M.o.W. crew is ready for action. The figures pump the handles as the handcar speeds down the track.

HANDCAR FEATURES:

- Powerful maintenance-free motor
- Two figures pump the handle
- Length: 4 1/2"

SHED FEATURES:

- Metal construction
- Opening side door
- Dimensions: 6 3/4" x 5 1/4" x 5"


(6-49815) \$99.99

NEW!

FLATCAR INCLUDED!



Car not included



NEW!

REMOTE CONTROL OPERATION!

#785 Coal Loader

Load and unload your cars using the #785 Coal Loader. At the press of a button, the bucket scoops coal and empties it into the hopper. A second button dumps coal down the chute to fill an awaiting car.

FEATURES:

- Metal tower
- Operating bucket and scoop
- Coal is stored in the hopper and dumped down the chute
- Dimensions: 5" x 5" x 14 1/2"

(6-49817) \$149.99

#583A Electromagnetic Crane

The #583A Electromagnetic Crane stands ready for action. Use the controller to rotate the cab, lower the hook, and activate the magnet.

FEATURES:

- Metal tower, cab, and boom
- Dimensions: 5" x 5" x 14"

(6-49819) \$249.99

NEW!



REMOTE CONTROL OPERATION!



Welcome

to the Lionel Classic Trains 2004 Volume 2 preview of 2005.

Variety and innovation abound on every branch of the Lionel Lines. A Canadian Pacific Grain Train barrels along the mainline with a flashing ETD signaling the end of its extra-long consist. Shuffling freight through an intricate route of FasTrack switches, three new 0-8-0 yard goats boast an array of high performance enhancements. Back in the diesel shops, a new Conventional Standard O diesel fleet stands ready for their next assignment with all of the super detail of their Command Control brethren, and at a super price. There is no shortage of work for any of these Lionel iron horses. In 2005, most Standard O freight cars, including an all-new intermodal car, are available in a single pack and an additional 2-pack for a total of three road numbers. Beyond the rails, the booming town of Lionelville expands its infrastructure with an all-new Fire Station. And this is only the beginning, so imagine what's to come. Now turn the page and find even more surprises as you continue your journey of the 2005 Lionel line.

Command
 Mode
 and TowerCom
 marker lights
 flywheels
 bearing caps
 uncoupling tab



NEW!

2005 PREMIUM TRAIN SETS

Jones & Laughlin Steel Slag Train

Leaving a plume of smoke and signaling with a melodious "hoot!" from its whistle, the workhorse dockside switcher signals its approach hauling a red-hot cargo straight from the blast furnace. This all-new set offers a classic unit train from the steel industry. Both the cars and the locomotive are marked with logos of the famous western Pennsylvania steel company, Jones & Laughlin, once one of the largest in the U.S. Both the locomotive and cars are built almost entirely of die-cast metal. Each car even includes a realistic, flickering slag load.

SET INCLUDES:

- 0-6-0 dockside switcher steam locomotive, three slag cars

LOCOMOTIVE FEATURES:

- Transformer controlled forward, neutral and reverse operation
- Operating steam whistle
- Powerful maintenance-free motor with momentum flywheel
- Traction tires
- Puffing smoke unit
- Die-cast metal locomotive body and frame
- Engineer and fireman figures

SLAG CAR FEATURES:

- Die-cast metal sprung trucks
- Die-cast metal operating couplers with hidden uncoupling tab
- Flickering slag load
- Manually rotating slag bucket
- Die-cast metal frame and slag bucket
- Separately applied metal details

- Individually boxed
- Minimum Curve: 0-31
- Length: Set: 30 1/4"
- Locomotive: 8 1/2"
- Slag Car: 7 1/4"

(6-31733) Jones & Laughlin Steel Slag Train \$249.99



Flickering slag load



Rotating slag buckets

(6-31736) Canadian Pacific Grain Train \$699.99



Matching caboose
on page 131



NEW!



Canadian Pacific Grain Train

Canada's breadbasket western provinces often find mile-long grain trains hauling foodstuffs to ports and depots for delivery around the world. Upgraded with an Odyssey System ON/OFF switch and new separately applied grille details, a Lionel Canadian Pacific Dash 9 leads this new unit train set. Six cylindrical hoppers celebrate some of the most well-known Canadian liveries. Each hopper features die-cast metal sprung trucks with realistically rotating bearing caps. The last hopper in the train even models a flashing End-of-Train Device, the small computerized box that has replaced the caboose in modern railroading.

SET INCLUDES:

- Dash 9 diesel locomotive, five cylindrical hoppers, one cylindrical hopper with flashing End-of-Train Device



Flashing End-of-Train Device

LOCOMOTIVE FEATURES:

- TrainMaster Command Control equipped—able to run in Command Control Mode or in Conventional Transformer Control Mode
- RailSounds sound system with CrewTalk communication and TowerCom announcements
- Odyssey System for speed control with ON/OFF switch
- Directional lighting with LED headlights
- Operating ditch lights
- Front and rear ElectroCouplers
- Dual maintenance-free powerful motors with momentum flywheels
- Magne-Traction track gripping system
- Traction tires
- Fan-driven smoke unit
- Die-cast metal pilots, trucks and fuel tank
- Metal frame
- Separately applied metal details
- Lighted number boards
- Lighted cab interior
- Engineer figures

CYLINDRICAL HOPPER FEATURES:

- Die-cast metal sprung trucks with rotating bearing caps
- Die-cast metal operating couplers with hidden uncoupling tab
- Separately applied metal details
- Opening roof hatches
- Flashing red ETD on last car
- Individually boxed
- Minimum Curve: 0-31
- Length: Set: 100 1/2"
Locomotive: 18"
Cylindrical Hopper: 13 3/4"





Standard O Steam Locomotives

- ✓ Scale proportions
- ✓ Authentic paint schemes
- ✓ Separately applied detail parts
- ✓ Perfectly matched to Lionel Standard O Rolling Stock

RailSounds[®] 5.0



All-new opening roof hatches

0-8-0 Steam Locomotives

The USRA 0-8-0 performed switching duties and hauled short branchline trains on rails in every part of the country. With an 0-31 minimum curve, the Lionel 0-8-0 provides an affordable way to bring a scale-sized, super-detailed, fully-featured steam locomotive to virtually any O gauge layout. Available in three all-new roadnames, these tough yard goats are now better than ever with a host of high performance enhancements and even more added-on detail.

FEATURES:

- **UPGRADED** Odyssey System for speed control with ON/OFF switch
- **UPGRADED** Refined Conventional Transformer Control Mode with lower starting speeds, improved smoke output and simplified Odyssey system controls
- **UPGRADED** to the RailSounds 5.0 sound system including:
 - New intelligible CrewTalk dialog and more TowerCom announcements, each with different scenarios depending on whether the locomotive is in motion or stopped
 - Realistic operator-controlled effects such as the water injector activated by the CAB-1 Remote Controller
 - MultiWhistle effect simulates blows at different steam pressures, long and short attacks, and even extra quilling with each whistle blow
 - DynaChuff synchronized chuffing that shifts, automatically via locomotive speed or manually via the CAB-1 Remote Controller, among 15 levels of intensity to simulate a locomotive running light or battling against a heavy load
 - Four chuffs per wheel revolution
 - Independently adjustable volume control—lower the level of background effects such as chuffing with the CAB-1 Remote Controller while keeping operator-controlled effects such as the whistle and crew announcements at full volume
 - Many operator-controlled effects including CrewTalk dialog and TowerCom announcements are accessible in Conventional Transformer Control Mode
- **UPGRADED** Synchronized fan-driven smoke unit with improved smoke output
- **NEW** Opening roof hatches
- **NEW** Realistic, separately applied coal load
- TrainMaster Command Control equipped—able to run in Command Control Mode or in Conventional Transformer Control Mode
- Powerful maintenance-free motor with momentum flywheel
- Wireless Tether connection between locomotive and tender
- Directional lighting including operating headlight and back-up light on rear of tender
- Die-cast metal locomotive body, frame, trucks and pilot
- Front and rear ElectroCouplers
- Traction tires
- Separately applied metal details
- Accurate separately applied builder's plates
- Illuminated cab interior including painted valve handles
- Glowing firebox in cab
- Cab window glass
- Engineer and fireman figures
- Die-cast metal tender body and trucks
- Opening tender water hatch reveals easy-to-access RailSounds controls
- Minimum Curve: 0-31
- Length: 18 1/4"



Realistic fully round boiler



Separately applied coal load



Detailed boiler front and backhead with glowing firebox

2005 STANDARD O STEAM LOCOMOTIVES

Concept model shown

(6-28700) Chicago, Burlington & Quincy \$649.99

NEW!



Concept model shown

(6-28701) Northern Pacific \$649.99

NEW!



Concept model shown

(6-28702) Boston & Albany \$649.99

NEW!



2005 TRADITIONAL DIESEL LOCOMOTIVES

Traditional Diesel Locomotives

- ✓ Operating horns, headlights and couplers
- ✓ Colorful paint schemes
- ✓ Perfect additions to Lionel train sets
- ✓ Perfectly matched to **Lionel Traditional Rolling Stock**

Pennsylvania RS-3, CSX U36B and Santa Fe GP-38 Diesel Locomotives

An affordable way to expand any O gauge diesel fleet, each of these new locomotives is packed with features, including a newly designed, more realistic electronic diesel horn. The U36B and the GP-38 both offer the additional strength of a metal frame and handrails. The GP-38 provides heavy pulling power with dual motors and a hefty set of die-cast metal trucks.

FEATURES:

- Transformer controlled forward, neutral and reverse operation
- Operating diesel horn
- Operating headlights
- Dual operating couplers
- Powerful maintenance-free motor
- Traction tires
- Cab interior lighting
- Engineer figures
- Minimum Curve: 0-27
- Length: RS-3: 14 1/2"
U36B: 14 1/4"
GP-38: 14 1/4"

U36B ADDITIONAL FEATURES:

- Metal frame and handrails

GP-38 ADDITIONAL FEATURES:

- Dual powerful maintenance-free motors
- Die-cast metal trucks and fuel tank
- Metal frame and handrails

**NEW
DIESEL HORN**

(6-28851) Pennsylvania RS-3 \$79.99



NEW!

(6-28852) CSX U36B \$129.99



NEW!

**MATCHING
CABOOSE ON
PAGE 123**

**METAL FRAME
AND
HANDRAILS**

(6-28853) Santa Fe GP-38 \$199.99



**DUAL
MOTORS**

NEW!

**DIE-CAST
METAL
TRUCKS AND
FUEL TANK**

(6-28404) #69 Maintenance Car \$99.99



NEW!

#69 Maintenance Car

First servicing Lionel layouts in the 1960s, the #69 signals alternately between *DANGER* and *SAFETY FIRST*. The sign flips whenever the classic runabout changes directions.

FEATURES:

- Bumper controlled forward and reverse operation
- Powerful Pullmor motor
- Die-cast metal frame
- Postwar plaque and packaging
- Minimum Curve: 0-27
- Length: 6"



Sign flips with direction change

(6-18498) New York Central Rotary Snowplow \$199.99



NEW!

New York Central Rotary Snowplow

With blades spinning and headlight blazing, the New York Central Rotary Snowplow is ready to work through the night keeping the mainline clear.

FEATURES:

- Transformer controlled forward, neutral and reverse operation
- Powerful Pullmor motor
- Operating headlight
- Operating coupler on rear of unit
- Traction tire
- Die-cast metal frame
- Spinning plow blades
- Minimum Curve: 0-27
- Length: 7 3/4"

Conventional Standard O Diesel Locomotives

This new diesel collection offers the scale-size and detail of Lionel Standard O with electronics geared toward the operator who prefers traditional transformer-only operation. Each of these new locomotives appears identical to its TMOC-equipped predecessor. With a long list of features and a value-price, these new conventional diesels offer an affordable way for anyone to expand their Standard O motive power roster.

FEATURES:

- Transformer controlled forward, neutral and reverse operation
- Operating diesel horn
- Directional lighting including LED headlights
- Operating ditch lights
- Operating marker lights
- Dual operating couplers
- Dual powerful maintenance-free motors with momentum flywheels
- Magne-Traction track gripping system
- Traction tires
- Fan-driven smoke unit
- Die-cast metal trucks, fuel tank and pilots
- Metal frame
- Separately applied metal details
- Lighted number boards
- Lighted cab interior
- Engineer figures
- Minimum Curve: O-31
- Length: 18"

GREAT VALUE!

NEW!



(6-28220) CSX SD-60 \$249.99

NEW!

(6-28223) BNSF SD-70 MAC \$249.99



MATCHING CABOOSES ON PAGE 131

NEW!

(6-28222) Santa Fe Dash 9 \$249.99



New York Central FA-2 AA and Canadian National FPA-4 AA Sets

Beginning in the mid-1940s, the FA diesel became the American Locomotive Company's top-of-the-line freighter. Upgraded with an Odyssey System ON/OFF switch and the Magne-Traction track gripping system, the Lionel FA diesels pull even harder. Also new for 2005, a replica of Canadian National's exclusive freight/passenger version of the FA, the FPA, joins the roster with accurately reproduced side vent details. Matching non-powered B-units are also available.

A-A SET INCLUDES:

- One powered and one non-powered A-unit

FEATURES:

- TrainMaster Command Control equipped—able to run in Command Control Mode or in Conventional Transformer Control Mode
- RailSounds sound system with CrewTalk communication and TowerCom announcements
- Odyssey System for speed control with ON/OFF switch
- Directional lighting including operating headlights
- Two ElectroCouplers, one on the front of each A-unit
- Dual powerful maintenance-free motors with momentum flywheels
- Magne-Traction track gripping system
- Traction tires
- Fan-driven smoke unit in each A-unit
- Die-cast metal trucks, pilots, fuel tanks
- Metal frames
- Pivoting vestibules on rear
- Separately applied metal details
- Lighted number boards
- Lighted cab interiors
- Engineer figures
- Each B-unit features:
 - Die-cast metal frame, trucks and fuel tank
 - Pivoting vestibules on rear
 - Minimum Curve: 0-31
 - Dimensions: Length: A-A set: 27"
 - A-unit: 13 1/2"
 - B-unit: 13 1/2"

[6-24544] New York Central FA-2 AA \$599.99



NEW!


[6-24548] Canadian National FPA-4 AA \$599.99



NEW!



Features prototypical of the Canadian National FPA-4



(6-24547) New York Central FB-2 \$149.99



Standard FA-2 roof detail



(6-24551) Canadian National FPB-4 \$149.99



Auxiliary cooling vents for steam boilers



Exhaust stacks for steam boilers on FPA-4

2005 TRADITIONAL ROLLING STOCK

Traditional Rolling Stock

- ✓ Operating knuckle couplers
- ✓ Colorful paint schemes
- ✓ Officially licensed cars
- ✓ Collectible series
- ✓ Perfect additions to Lionel train sets
- ✓ Perfectly sized to match **Lionel Traditional** and **LionMaster Locomotives**
- ✓ Minimum Curve: O-27 (Except where noted)

I Love Boxcars

ADDITIONAL FEATURES:

- Die-cast metal sprung trucks and operating couplers
- Metal frame
- Opening doors
- Length: 10 1/2"

(6-29927) I Love Washington Boxcar \$44.99



(6-29928) I Love Oregon Boxcar \$44.99



(6-29929) I Love Idaho Boxcar \$44.99



(6-29930) I Love Utah Boxcar \$44.99



(6-36525) CSX Work Caboose \$34.99



NEW!


CSX Work Caboose

ADDITIONAL FEATURES:

- Die-cast metal trucks and operating couplers
- Interior lighting
- Length: 8 3/4"

**SEE MATCHING
LOCOMOTIVE
ON PAGE 116**

(6-39425) Hood's Flatcar with Milk Container \$54.99



NEW!

Flatcars with Milk Containers

ADDITIONAL FEATURES:

- Die-cast metal sprung trucks and operating couplers
- Metal handrails
- Die-cast metal frame
- Length: 9"

**DIE-CAST
METAL FRAMES**

(6-39426) Nestlé® Nesquik® Flatcar with Milk Container \$54.99 *



NEW!

* Nestlé and Nesquik are trademarks of Société des Produits Nestlé S.A., Vevey, Switzerland and are used with permission.

2005 TRADITIONAL ROLLING STOCK

POSTWAR CELEBRATION SERIES

Designed from original tooling, Postwar Celebration Series rolling stock provides accurate reissues of favorites from the golden age of O Gauge.

#6572 Railway Express Agency Reefer

ADDITIONAL FEATURES:

- Die-cast metal sprung trucks and operating couplers
- Opening doors
- Sliding metal door reveals control panel
- Postwar plaque and packaging
- Reefer: 11 1/4"

#2420 Lionel Lines Searchlight Caboose

ADDITIONAL FEATURES:


- Die-cast metal trucks and operating couplers
- Illuminated searchlight
- Die-cast metal frame
- Metal handrails, ladder, searchlight and smokestack
- Postwar plaque and packaging
- Length: 9"

#2460 Lionel Lines Crane Car

ADDITIONAL FEATURES:

- Manual rotating cab
- Manual operating boom and hook
- Die-cast metal six-wheel trucks and operating couplers
- Postwar plaque and packaging
- Length: 8"

(6-19567) #6572 Railway Express Agency Reefer \$44.99



NEW!

(6-29823) #3484 Pennsylvania Operating Boxcar \$54.99



NEW!

(6-29712) #2420 Lionel Lines Searchlight Caboose \$69.99



NEW!

(6-39423) #3460 Lionel Lines Flatcar with Piggyback Trailers \$44.99



NEW!

(6-29821) #2460 Lionel Lines Crane Car \$59.99



NEW!

(6-39424) #6418 U. S. Steel Sixteen Wheel Flatcar \$69.99



NEW!

#3484 Pennsylvania Operating Boxcar

ADDITIONAL FEATURES:

- Door opens and trainman emerges
- Remote Control Track section required, see pages 178-187
- Die-cast metal sprung trucks and operating couplers
- Metal frame
- Postwar plaque and packaging
- Length: 10 1/2"

#3460 Lionel Lines Flatcar with Piggyback Trailers

ADDITIONAL FEATURES:

- Die-cast metal sprung trucks and operating couplers
- Metal superstructure
- Ribbed trailer bodies
- Separately applied metal nameplates
- Postwar plaque and packaging
- Length: 11"

#6418 U. S. Steel Sixteen Wheel Flatcar

ADDITIONAL FEATURES:

- Die-cast metal sprung trucks and operating couplers
- Die-cast metal body
- Postwar plaque and packaging
- Minimum Curve: 0-31
- Length: 15 3/4"

(6-19568) #6672 Great Northern Reefer \$44.99



(6-29602) #6315 Celanese Single Dome Tank Car \$44.99



(6-29711) #6516 Santa Fe Bay Window Caboose \$59.99



ARCHIVE COLLECTION

Each piece of rolling stock in this series represents an idea that once reached the design phase, but never left the drawing board...until now.

#6672 Great Northern Reefer

ADDITIONAL FEATURES:

- Die-cast metal sprung trucks and operating couplers
- Opening doors
- Sliding metal door reveals control panel
- Length: 11 1/4"

ARCHIVE COLLECTION

#6315 Celanese Single Dome Tank Car

ADDITIONAL FEATURES:

- Die-cast metal sprung trucks and operating couplers
- Metal handrails, platform and ladders
- Length: 10"

#6516 Santa Fe Bay Window Caboose

ADDITIONAL FEATURES:

- Die-cast metal trucks, operating couplers and underbody details
- Interior lighting
- Flashing rear strobe light
- Metal frame
- Length: 10 1/4"



Standard O Rolling Stock

- ✓ Scale level of detail
- ✓ Scale proportions
- ✓ Die-cast metal sprung trucks and operating couplers
- ✓ Separately applied details
- ✓ Perfectly matched to **Lionel Standard O Locomotives**
- ✓ Minimum Curve: 0-31 (except where noted)

NEW!

(6-17470) CP Rail Bathtub Gondola \$49.99



CP Rail Bathtub Gondola

- ADDITIONAL FEATURES:**
- Operating rotary coupler
 - Length: 13 1/4"

**SEE THE
GRAIN TRAIN
ON PAGE 112**



Cylindrical Hoppers

ADDITIONAL FEATURES:

- Hidden uncoupling tab and rotating bearing caps on trucks
- Opening roof hatches
- Available in three road numbers
- 2-Pack includes two additional sequentially numbered cars
- Length: 13 3/4" each



See page 79 for matching CP Rail Bathtub Gondola 3-Pack

(6-27113) Government of Canada #605415 \$59.99

(6-11866) Government of Canada 2-Pack #605416 and #605417 \$119.99



NEW!

(6-27114) Canadian National #369260 \$59.99

(6-11867) Canadian National 2-Pack #369261 and #369262 \$119.99



NEW!

PS-4 Flatcars with Piggyback Trailers

ADDITIONAL FEATURES:

- Hidden uncoupling tab
- Real wood deck
- Die-cast metal flatcar body
- Metal underframe details
- All-new bridge plates, side rails and removable wheel chocks
- Adjustable hitches on the flatcar deck

- All-new trailers with opening doors
- Adjustable landing gear wheels on the trailers
- Ribbed sides on the Pennsylvania trailers
- Smooth sides on the Great Northern, Southern Pacific and REA trailers
- Available in three road numbers
- 2-Pack includes two additional sequentially numbered cars
- Recommended Minimum Curve: 0-36
- Length: 14 3/4" each

Includes folding bridge plates



Actual production drawings shown


NEW!



(6-17582) Pennsylvania #469617 \$79.99
 (6-11858) Pennsylvania 2-Pack #469618 and #469619 \$159.99



(6-17583) Great Northern #60207 \$79.99
 (6-11859) Great Northern 2-Pack #60208 and #60209 \$159.99



(6-17584) Southern Pacific #563220 \$79.99
 (6-11860) Southern Pacific 2-Pack #563221 and #563222 \$159.99



(6-17585) Chesapeake & Ohio #81000 \$79.99
 (6-11861) Chesapeake & Ohio 2-Pack #81001 and #81002 \$159.99


Offset Hoppers

ADDITIONAL FEATURES:

- Hidden uncoupling tab
- Die-cast metal body and frame
- Removable single-piece coal load
- Opening bottom hatches
- Available in three road numbers
- 2-Pack includes two additional sequentially numbered cars
- Length: 9 1/2" each

**DIE-CAST
METAL
BODIES**

NEW!



Die-cast metal end platforms



Opening unloading hatches




(6-17041) Great Northern #73530 \$59.99

(6-11855) Great Northern 2-Pack #73531 and #73532 \$119.99



(6-17042) Green Bay & Western #418 \$59.99

(6-11856) Green Bay & Western 2-Pack #419 and #420 \$119.99



(6-17043) Baltimore & Ohio #640511 \$59.99

(6-11857) Baltimore & Ohio 2-Pack #640512 and #640513 \$119.99

**ALL-NEW
DESIGN**

**DIE-CAST
METAL
HUSKY STACK®
BODIES**

Actual production drawings shown

All-Purpose Husky Stack®

ADDITIONAL FEATURES

- All-new design
- Hidden uncoupling tab and rotating bearing caps on trucks
- Die-cast metal body
- Includes two all-new intermodal containers featuring opening doors
- Available in three road numbers
- 2-Pack includes two additional sequentially numbered cars
- Length: 16 3/8" each

(6-17586) Burlington Northern #63322 \$79.99
(6-11868) Burlington Northern 2-Pack #63323 and #63324 \$159.99



NEW!

(6-17587) Southern Pacific #513915 \$79.99
(6-11869) Southern Pacific 2-Pack #513916 and #513917 \$159.99



NEW!

(6-17588) CSX #620350 \$79.99
(6-11870) CSX 2-Pack #620351 and #620352 \$159.99



NEW!

(6-17589) TTX Trailer Train #456249 \$79.99
(6-11871) TTX Trailer Train 2-Pack #456250 and #456251 \$159.99



NEW!

2005 STANDARD O ROLLING STOCK

PS-2 2-Bay Covered Hoppers

ADDITIONAL FEATURES:

- Hidden uncoupling tab
- Rotating bearing caps on trucks of Boston & Maine
- Die-cast metal ends and center sill
- Opening roof hatches
- Available in three road numbers
- 2-Pack includes two additional sequentially numbered cars
- Length: 10 1/4" each

(6-17038) Clinchfield #60133 \$54.99
(6-11852) Clinchfield 2-Pack #60134 and #60135 \$109.99



ROTATING BEARING CAPS

(6-17039) Boston & Maine #5533 \$54.99
(6-11853) Boston & Maine 2-Pack #5534 and #5535 \$109.99



(6-17040) Norfolk & Western #71233 \$54.99
(6-11854) Norfolk & Western 2-Pack #71234 and #71235 \$109.99



Die-cast metal ends

Extended Vision and Bay Window Caboosees

ADDITIONAL FEATURES:


- Hidden uncoupling tab and rotating bearing caps on trucks
- Metal underframe details
- Smoke unit with ON/OFF control
- Train crew figures
- Fully detailed and painted interior
- Interior lighting
- Exterior end lights
- Opening doors
- Length: 10 1/4"

**UPGRADED
METAL
UNDERBODY
DETAILS**

**ROTATING
BEARING
CAPS
ON TRUCKS**

(6-17669) New York Central Bay Window Caboose \$84.99

**SEE
PAGE 120**



NEW!

(6-17670) CP Rail Bay Window Caboose \$84.99

**SEE
PAGE 113**



NEW!

(6-17671) Burlington Northern Extended Vision Caboose \$84.99

**SEE
PAGE 118**



NEW!

(6-17673) Santa Fe Extended Vision Caboose \$84.99

**SEE
PAGE 118**



NEW!

Passenger Cars

- ✓ Detailed interiors
- ✓ Hand-painted figures
- ✓ Realistic interior and exterior lighting
- ✓ Die-cast metal sprung trucks

18" Aluminum Passenger Car 2-Packs and StationSounds Diners

With accurate names and numbers, each of these detailed cars perfectly matches their corresponding sets found on pages 34-35 and 100-101. StationSounds Diners bring model railroading realism to a whole new level. Listen for the "clickety-clack" of the cars riding on the rails, additional braking sounds, arrival/departure announcements and even en route dining reservation calls. Each StationSounds car features custom recordings for that particular train. You can create unique dialog and sound effects for an entire rail journey using a few simple commands from your TMCC CAB-1 Remote Controller or conventional transformer.

SANTA FE 2-PACK INCLUDES:

- Baggage car, coach

ALL OTHER 2-PACKS INCLUDE:

- Two coaches

EACH DINER INCLUDES:

- StationSounds sound system

FEATURES:

- All-new die-cast metal sprung trucks and operating couplers with hidden uncoupling tab
- All-new 18" extruded aluminum bodies with flush fitting windows
- All-new operating end vestibules with flexible diaphragms
- All-new separately applied metal roof vents and grab handle details
- All-new metal underframe detailing
- Opening end doors
- Metal frames
- Authentically detailed and painted interiors
- Interior lighting with ON/OFF control
- Passenger and train crew figures
- Minimum Curve: O-54
- Length: 2-Pack: 38"
Single car: 19"

**AUTHENTICALLY
DETAILED
INTERIORS**

Actual design drawings shown

**NEW
18" CARS!**



All-new end vestibules with opening doors



All-new die-cast metal sprung trucks



Metal vents and grab handles

(6-25407) Florida East Coast *The Champion* 18" Aluminum StationSounds Diner \$279.99



NEW!

(6-25411) Santa Fe *El Capitan* 18" Aluminum StationSounds Diner \$279.99



NEW!

(6-25415) Baltimore & Ohio *The Columbian* 18" Aluminum StationSounds Diner \$279.99



NEW!

(6-25419) Southern Pacific *Daylight* 18" Aluminum StationSounds Diner \$279.99



NEW!

(6-25423) Pennsylvania *The Trail Blazer* 18" Aluminum StationSounds Diner \$279.99



NEW!

(6-25404) Florida East Coast *The Champion* 18" Aluminum Passenger Car 2-Pack \$279.99



NEW!

(6-25408) Santa Fe *El Capitan* 18" Aluminum Passenger Car 2-Pack \$279.99



NEW!

(6-25412) Baltimore & Ohio *The Columbian* 18" Aluminum Passenger Car 2-Pack \$279.99



NEW!

(6-25416) Southern Pacific *Daylight* 18" Aluminum Passenger Car 2-Pack \$279.99



NEW!

(6-25420) Pennsylvania *The Trail Blazer* 18" Aluminum Passenger Car 2-Pack \$279.99



NEW!

Station Platform

FEATURES:

- Includes eight full-color press-on advertisements
- Dimensions: 12" x 3 3/8" x 5"

(6-14096) \$12.99

Illuminated Station Platform

FEATURES:

- Includes two frosted light bulbs
- Dimensions: 12" x 3 3/8" x 5"

(6-24159) \$29.99

Amtrak Shelter

A common sight to contemporary train travelers, this utilitarian structure became Amtrak's solution to the expensive, traditional passenger stations that it had inherited from various railroads.

FEATURES:

- Interior lighting
- Two figures
- Dimensions: 5" x 2 1/2" x 2"

(6-34102) \$24.99

Speeder Shed

This realistically weathered structure was designed to fit over the track at the end of your spur. The swinging doors open wide enough to accommodate a Lionel Railroad Speeder (Sold separately, see page 58.)

FEATURES:

- Two opening doors
- Lighted interior
- Weathered finish
- Compatible with all Lionel track systems
- Dimensions: 5" x 4 1/2" x 5 1/8"

(6-34163) \$29.99

SHIPS 2005

NEW!



See page 58

NEW!

Animated Billboards

FEATURES:

- Billboards automatically change from one to the other
- ON/OFF switch
- Dimensions: 8" x 2 1/4" x 5"

(6-14159) Animated Billboard \$29.99

(6-34193) UPS® Animated Billboard \$34.99

UPS, the UPS shield, and the color brown are trademarks of the United Parcel Service of America, Inc. used under license.

Railroad Control Tower

FEATURES:

- Figures move inside tower
- Anemometer rotates on roof
- Interior lighting
- Powerful maintenance-free motor
- Dimensions: 5" x 5" x 11"

(6-24153) \$49.99

#462 Derrick Platform

Load and unload the mysterious radioactive containers with the interactive #462 Derrick Platform. This Postwar accessory was first released in the 1961 Lionel Catalog. One hand crank raises and lowers the boom, a second moves the derrick assembly across the platform and a third raises and lowers the hook.

FEATURES:

- Two containers
- Movable derrick
- Dimensions: 8 1/2" x 11" x 1 3/4"

(6-24173) \$59.99



Other billboard image



Other billboard image



NEW!



**DOGS
CHASE
POSTMAN**

Rover wins!

Rover's Revenge

Watch the hounded letter carrier as he keeps three of man's supposed best friends at bay.

FEATURES:

- Three dogs chase the letter carrier around the tree
- Hand-painted figures
- Mailbox functions as ON/OFF switch
- Dimensions: 4 1/2" x 4 1/2" high

(6-24170) \$69.99

Operating Lumberjacks

Working by hand, these lumberjacks push and pull the saw back and forth through the log. This compact operating accessory can fit on just about any layout.

FEATURES:

- Two animated lumberjack figures operate a two-man saw
- Dimensions: 4 1/2" diameter x 3" high

(6-34192) \$59.99



SHIPS 2005

NEW!

**FIGURES
SAW
BACK AND
FORTH**

Playground Swings

Watch the children swing back and forth all day long. Two boys play "hide-and-go-seek" in the pipes. The compact size of the accessory offers an easy way to add animation to any size layout.

FEATURES:

- Two children swing back and forth
- Five hand-painted figures
- Dimensions: 4 1/2" x 4 1/2" x 3"

(6-14199) \$64.99



Children on both sides of pipes



**OPERATING
SWINGS**

Summer Vacation

This family is enjoying its wilderness vacation in their classic station wagon and camper. Warm memories come to life with a flickering campfire and interior lighting in the camper.

FEATURES:

- Flickering LEDs simulate the campfire
- Lighted interior in the camper
- Four hand-painted figures
- ON/OFF switch
- Dimensions: 10 1/2" x 8 1/2" x 3"

(6-24164) \$79.99



Four detailed figures

**FLICKERING
CAMPFIRE**

Track Gang

Working hard to keep the track in good condition, these gandy dancers just won't quit. Six animated figures use a jackhammer, illuminated welding torch, shovels and pry bars.

FEATURES:

- Six separate animations
- Eight hand-painted figures
- Simulated torch glow
- Dimensions: 8" x 2 1/2"

(6-24105) \$89.99



Six separate animations

**GLOWING
TORCH**



Rear view of building

Train Orders Building

As engineers pass the Train Orders Building, they keep an eye on the signal arms. When the arms are raised, they know to reach for their orders, which are passed up to the cab on the end of a pole. Passing trains automatically trigger the action of the arms and the figure.

FEATURES:

- Passing trains automatically cause the figure to emerge from the structure and the signal arms to raise
- Building with lighted interior
- Industrial lamppost illuminates the platform
- 153C Contactor included
- Compatible with the 153IR Controller or Insulated Track Section (Both available separately, see pages 178-187)
- Dimensions: 6 1/2" x 6 1/2" x 6 1/2"

{6-14166} \$69.99



Detailed interior



Operating signal

Hobo Depot

While this abandoned freight station has seen better days, these tired hobos have found shelter, a warm fire, and some good company. Detailed inside and out, this new accessory even includes a flickering fire in the pot belly stove.

FEATURES:

- Six pewter hobo figures
- Pewter dog figure
- Puffing smoke unit
- Illuminated lantern
- Flickering fire light in potbelly stove
- Dimensions: 12" x 3" x 5"

(6-34191) \$69.99



Illuminated lantern



Flickering stove

Hobo Tower


Never underestimate the resourcefulness of a hobo. Even an abandoned water tower becomes a luxury resort and swimming pool. This operating accessory is beautifully decorated and detailed in the same spirit as the Lionel Hobo Campfire and Lionel Hobo Depot. The Hobo Tower features six hand-painted hobo figures, including two lounging in their water tank swimming pool. Others sit by the flickering campfire listening to the melancholy harmonica of a tramp troubadour.

FEATURES:

- Six hand-painted hobo figures and one hand-painted dog figure
- Flickering campfire
- Harmonica music
- Separate ON/OFF switches for both sound and flickering campfire
- Volume control for sound
- Dimensions: 8" x 8" x 12"

(6-24104) \$69.99

PLAYS "BEAUTIFUL DREAMER"



SHIPS 2005

NEW!



FLICKERING CAMPFIRE



Concept model shown

SHIPS 2005

Oil Pump

Based on the "nodding donkey" style pump working oil fields across the country, this new accessory features the smooth bobbing action of the real thing. Add two or three oil pumps to model this common industrial scene.

FEATURES:

- Pump moves up and down
- Dimensions: 2 3/4" x 4 3/4" x 4"

(6-34162) \$49.99

**LIGHTED
BUBBLING
TUBES**

Oil Field with Bubble Tubes

Fields of oil and natural gas pumps seen across the industrial landscape inspire this operating accessory. Seven bubbling "oil" pumps are connected via a network of pipes. The service shack at the edge of the field even includes interior illumination.

FEATURES:

- Seven lighted bubble tubes
- Interior illumination in shack
- ON/OFF switch
- Dimensions: 13" x 10" x 5 1/2"

(6-24112) \$79.99



Industrial Tank

Inspired by real oil and gas industries whose fields are filled with vast "highways" of connected tanks, you can replicate a large Tank Town of your own with this realistic Industrial Tank. With metal connecting walkways included, it's easy to start building an impressive field.

FEATURES:

- Metal platform and walkways
- Operating industrial lamp
- Conveniently connects to multiple tanks for building large fields
- Dimensions: 4" x 7" x 3 1/2"

(6-14143) \$69.99

Connect two...



...or more!



Industrial Water Tower

The people of Lionelville now have their own water tower. This patriotically inspired tower includes a blinking warning light and glowing bubble tube.

FEATURES:

- Metal tower and ladder
- Lighted bubble tube
- Blinking warning light on top
- Dimensions: 6" x 6" x 15"

(6-24102) \$89.99



REALISTIC SMOKE

GLOWING INTERIOR

BLINKING WARNING LIGHTS

Industrial Smokestack

Modeled after smokestacks that stand across the American industrial landscape, the Lionel Industrial Smokestack features a powerful smoke unit, glowing stack interior and operating aircraft warning lights at the top.

FEATURES:

- Operating smoke unit
- Aircraft warning lights
- Glowing interior
- Dimensions: Height 20"

(6-14142) \$99.99



NEW FIGURE



Additional ice car available on page 93

NEW!


Icing Station

Keeping perishable freight cool was a tough job before the days of mechanical refrigeration. Watch as the figure loads the icing station with blocks of ice to be sent down the chute. Position the Ice Car at the platform, and load it up.

FEATURES:

- Ice is loaded into the house, then sent down the chute
- Includes one operating ice car
- Additional sequentially numbered car available, see page 93 for features
- Metal base
- 10 ice cubes
- Dimensions: 11" x 4" x 8"

(6-24174) \$99.99



Ice car included



Campbell's® Soup Water Tower

This colorful structure is inspired by an actual water tower that stood at the Camden, New Jersey headquarters of Campbell's® Soup.

FEATURES:

- Metal Tower and ladder
- Blinking warning light on top
- Dimensions: 6" x 6" x 15"

(6-24171) \$69.99

©2004 & trademarks licensed by Campbell Soup Company. All rights reserved.

Log dump cars not included



Conveyor Lumber Loader

Load up the logs from your Lionel Log Dump Car and a conveyor belt will take them to the top, then watch gravity do its job as the log rolls off the belt, down the ramp, and onto another awaiting car. Exterior lights with red and green jewels highlight the classic action.

FEATURES:

- Powerful maintenance-free motor
- Metal construction
- Operating conveyor belt system
- Illuminated with red and green jewels
- 12 wooden logs
- Dimensions: 28" x 3 1/8" x 4 1/2"

(6-24152) \$99.99

**FEATURES
ACTUAL
SPINNING
BLADE!**

Lionel Sawmill

See the logs enter the sawmill by conveyor belt and watch in amazement as fresh wood planks come out of the other side. Safety strobe lights on both sides warn workers to be careful around the action. Together with your favorite Lionel log dump cars and the Lionel Conveyor Lumber Loader, the Lionel Sawmill can complete a classic logging railroad empire.

FEATURES:

- Powerful maintenance-free motor
- Spinning blade
- Operating strobe lights
- Wooden logs and boards
- Compatible with all Lionel log dump cars
- Dimensions: 16" x 6" x 6"

(6-24147) \$129.99



Log dump car not included



AMC/ARC Gantry Crane and Log Loader

The AMC/ARC Gantry Crane and Log Loader take two of the most sophisticated TrainMaster Command Control components and incorporate them into two classic Lionel operating accessories. While both accessories feature traditional controller operations in the conventional environment, the AMC/ARC components are pre-installed for simple set-up and operation with TrainMaster Command Control.

In the Command Control environment, you get fine control of every action using your CAB-1 Remote Controller (Sold separately). With the built-in TMCC Accessory Motor Controller, you are able to rotate the cab and lower the magnet on the Gantry Crane or load logs with the Log Loader. The TMCC Action Recorder Controller allows you to record and play back entire animated sequences. For more on the TrainMaster Command Control system, see page 170.

AMC/ARC GANTRY CRANE FEATURES:

- TrainMaster Command Control system equipped TMCC CAB-1 Remote Controller and TMCC Command Base required for TMCC operation (Not included)
- Built-in ARC and AMC
- Rotate the cab, operate the magnet, and raise and lower winch with variable speed and fine control using your CAB-1 Remote Controller
- Record entire animated sequences and play them back over and over with your CAB-1 Remote Controller
- Die-cast metal platform
- Conventional remote controller
- Dimensions: 13" x 5" x 5 1/8"

AMC/ARC LOG LOADER FEATURES:

- TrainMaster Command Control system equipped TMCC CAB-1 Remote Controller and TMCC Command Base required for TMCC operation (Not included)
- Built-in ARC and AMC
- Operate the chain conveyor, drop the unloading stakes, and dim or brighten the lights with variable speed and fine control using your CAB-1 Remote Controller
- Record entire animated sequences and play them back over and over with your CAB-1 Remote Controller
- Die-cast metal superstructure
- Conventional remote controller
- Dimensions: 10 7/8" x 10 5/8" x 9 1/8"






**TMCC
EQUIPPED!**

**SLOW THE
CHAIN CONVEYOR
TO A CREEP**

(6-24115) AMC/ARC Log Loader \$249.99



**LOAD LOGS
WITH YOUR
CAB-1!**

Car not included

OPERATING ACCESSORIES

Drawbridge

Perfect for traversing quaint waterways, the Lionel Drawbridge brings animated fun to your layout. At the touch of a button, the bridge lifts in the air allowing boats or trains to pass underneath. Flashing red lights accent the action.

FEATURES:

- Powerful maintenance-free motor
- Dual flashing warning lights
- Bridge raises and lowers at the touch of a button
- Dimensions: 4 1/2" x 10" x 2"

(6-14173) \$129.99

**INCLUDES
AUTOMATIC
TRAIN STOP**

LIGHTS FLASH

**ONE-TOUCH
OPERATION**



**RAISES
AND
LOWERS**

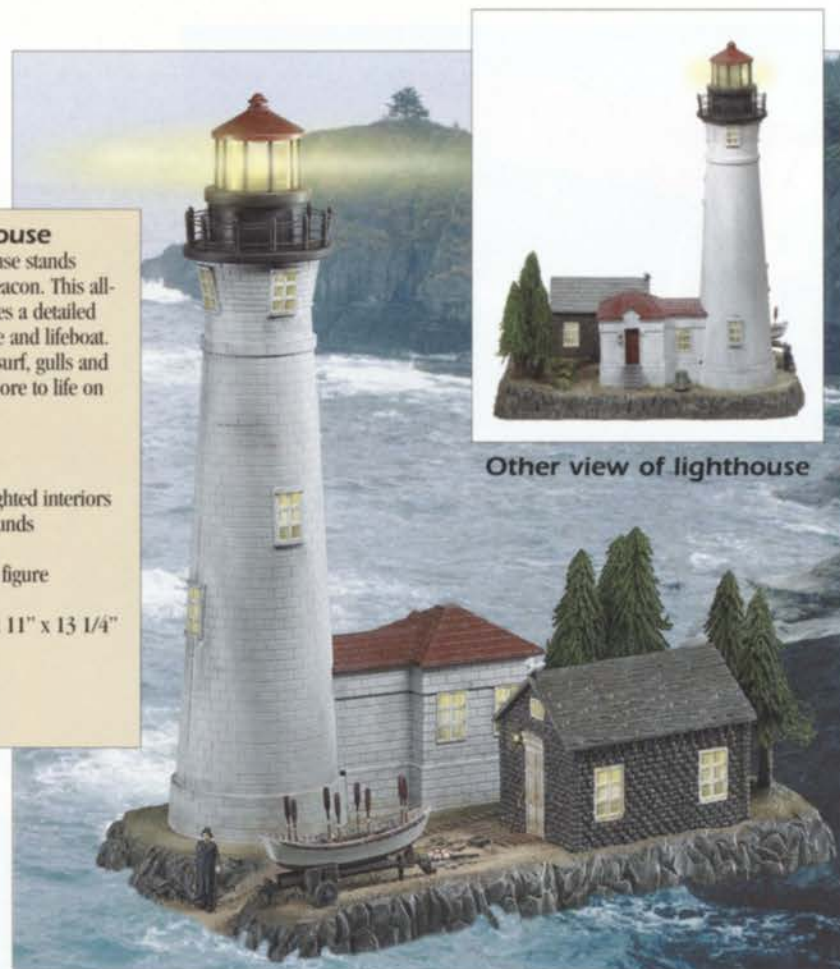
Big Bay Lighthouse

The Big Bay Lighthouse stands guard with a rotating beacon. This all-new design even includes a detailed lighthouse keeper figure and lifeboat. Realistic sounds of the surf, gulls and foghorn bring the seashore to life on any layout.

FEATURES:

- Rotating beacon
- Two buildings with lighted interiors
- Realistic seashore sounds
- Five trees
- Hand-painted pewter figure
- Detailed lifeboat
- Dimensions: 7 1/2" x 11" x 13 1/4"

(6-24119) \$159.99



Other view of lighthouse



SHIPS 2005

NEW!

**Carousel**

With new, bold decoration, the celebrated Lionel Carousel returns to the midway! Watch as the detailed horses and figures travel around the carousel, going up and down to the beat of authentic carnival calliope music.

FEATURES:

- Floor rotates and horses go up and down as they travel around the carousel
- Interior illumination
- Illumination on carousel top
- Calliope music
- Twelve painted horses
- Nine children figures
- Dimensions: Base 9 3/4" diameter

(6-34190) \$299.99



OPERATING ACCESSORIES

Smooth motorized operation



Swing bridge in open position




Detailed
bridge
control
house



Trestles included

Red and green end lights



**OPENING
WIDE ENOUGH
TO FIT LIONEL
TUGBOAT!**

Swing Bridge

The swing bridge is a common sight on rivers and industrial canals across America. In the spirit of the #213 Lift Bridge, the all-new Lionel Swing Bridge keeps traffic on your O gauge river and rail systems running smoothly. At the press of a lever, the entire bridge span pivots 90 degrees at its mid-point, allowing boat traffic to pass below. Press the lever again and watch the bridge swing the rails back in line so that the awaiting fast freight train can barrel across the river. Twelve navigation lights below the bridge warn vessels passing below of the bridge's position.

FEATURES:

- Powerful maintenance-free motor
- 12 navigation lights
- Bridge swings at the press of a lever
- Metal span
- 11 piece graduated trestle set
- Dimensions: 40" x 6 1/2" x 13"

{6-24111} \$399.99



**REALISTIC
SOUND**



Four hand-painted figures



Duck Shooting Gallery

Get your ducks in a row with this miniature animated amusement park booth. Watch the miniature marksmen actually knock down the targets! Hear the calls of the barker, the gunshots and "PING!" as the shot finds its mark. The replica is based on an authentic attraction from a western Pennsylvania amusement park, and fits perfectly with other Lionel carnival offerings.

FEATURES:

- Ducks and targets rotate on carousel, some fall as if they have been hit
- Sounds of barker, gunshots and "PING!" of falling ducks
- Interior lighting
- Includes four hand-painted figures
- Dimensions: 8 1/2" x 6 1/2" x 6"

(6-24139) \$149.99



As one balloon lifts off, the other drifts down



Hot Air Balloon Ride

Each afternoon many tiny passengers gather at the airfield to board the hot air balloon sunset tour of the Miniature Railroad & Village® river valley. As the colorful aerostat ascends above the valley before gliding over the river and out of sight, we can hear the call "Hey, I can see my house!" Imagine what the scene below would be as you glide over your own miniature world.

Mounted to two pulleys you install in your ceiling, these balloons rise and fall in unison over your layout. The main balloon is attached to a line from the launch base. Set the height you want the balloon to travel up to the first pulley. The second balloon is attached with extra fishing line to the distance you set it away from the first balloon and the line is threaded into the second pulley. The second balloon is weighted to keep the line taut. When one balloon goes up, the other goes down and you have an exciting use of space above your layout!

FEATURES:

- Balloons go up and down via a pulley system
- Includes two balloons
- Fabric covering on the balloons
- Dimensions: Platform: 9 7/8" x 6 5/8" x 5 3/8"
Balloon: 5 3/4" x 9 7/8" tall

(6-24177) \$129.99

NEW!



Balancing Man

Perched at the top of a wobbling ladder, this acrobat seems to push his luck. Will he fall? Watch and see!

FEATURES:

- Ladder sways back and forth
- Ticket booth and figure
- Dimensions: 6" x 13 3/4" tall

(6-24172) \$69.99

Highly detailed cars and riders



The Scrambler

Get ready for a wild ride! The Scrambler is designed to make people dizzy with its rotating center column and spinning clusters of seats.

FEATURES:

- Center column rotates while the seat clusters spin
- Carnival sounds
- Lighted center column
- 24 hand-painted figures
- Dimensions: 15 7/8" x 10 1/4"

(6-24179) \$199.99



For more information, visit the Choo Choo Barn online at www.choochoobarn.com, or call 800-450-2920. Open seven days a week from April - December, the Choo Choo Barn is located along Route 741, just east of Strasburg, Lancaster County, Pennsylvania. Don't forget your camera!



Choo Choo Barn Lionelville Zoo

Lionelville gains a popular Choo Choo Barn creation in 2004! The zoo comes to life with interior lighting, five cages and three individual animations.

FEATURES:

- Three moving animals
- Five cages
- Building with lighted interior
- Dimensions: 15 1/8" x 10 1/2" x 4 3/8"

(6-24180) \$149.99



NEW!



Concept model shown

Walking downtown along Main Street, you can't help but feel like you have found the perfect place. A place where friendly neighbors always wave "hello" and shopkeepers ask how the kids are doing. Where is this idyllic place, you ask? Lionelville, of course!

Nestled in the Caruso Valley where the River Joshua meets the JI Cowen Seaway, Lionelville is a fun town with fun people. There's Harry and Leo over at Harry's Barber Shop on Manhattan Avenue ready to spiff you up with a nice, new haircut while they wax eloquent on all the day's gossip. There's Sam who runs the famous Lionelville Bandshell, always ready with a smile, and always filled with surprises on the next great group he has booked. There's Barb and Jim taking a leisurely stroll through Memorial Park watching the world go by, and admiring the beautiful simplicity of their town. It's these people, and many more, who make up the little town of Lionelville.


If Lionelville sounds like a great place to you, then you are in luck because over the course of the next decade, Lionelville will come to life right before your eyes. It's already taking shape with the introduction of Harry's Barber Shop and the Lionelville Bandshell, but those are just the beginning. The new Lionelville line of accessories will encompass a whole downtown, created to replicate a 1950's, all-American haven. There will be shops, civic buildings, schools, restaurants, entertainment, recreation, homes, people of all shapes and sizes, and much, much more.

In fact, as you leave the city center to the north, you come across the industrial area that drives the local economy. Steel mills, shipping facilities, coaling stations, warehouses and just about anything you can think of make up this thriving economic district. Travel back to the west and you encounter the gentle, rolling farmlands that provide the town with food. Stop by a farmer's market to get the freshest fruits and vegetables in the county. Be mesmerized by the beautiful barns and farmhouses with their impressive grain silos and work equipment.

Beyond the farms to the west, in the foothills of the Gilbert Mountains, lies a small cottage village where Lionelville's residents come to get away from it all. Waking up on a cold winter morning, they can open the cottage door to view their pristine village laid out before them, shining like a diamond in the valley below, while children skate on the frozen Joshua River, anticipating the arrival of good ol' St. Nick. In warmer times, you will find these same families traveling south of the village to the Lionelville State Park to camp, fish or swim. Or maybe they are over taking in a day of fun and festivity at the Lionelville Amusement Park, and capping off the evening watching a new release at the popular Lionelville Drive-in.

There are lots of places to go, and lots of stories to tell in the town known as Lionelville. And the best part is you will be able to build it on your very own layout. Lionelville will consist of buildings and accessories for every budget. From nicely detailed buildings with interior lights, to highly detailed offerings with full interiors and animations, you will be able to construct Lionelville in your own image, to fit your own budget.

Lionelville – founded in 1900, and thriving in the 1950's, is yours to build, starting now.







Lionelville People Packs

Now you can populate your favorite Lionel operating accessories with Lionelville People Packs. The detailed, hand-painted figures are made of tough pewter, standing on sturdy bases.

FEATURES:

- Hand-painted pewter
- Average height: 1 1/4"

(6-24196) Farm People Pack \$19.99



(6-24191) Park People Pack \$19.99



(6-24194) Civil Servants People Pack \$19.99



(6-24193) Railroad Yard People Pack \$19.99



(6-24192) Park Benches People Pack \$19.99



(6-24197) City Accessory Pack \$19.99



(6-24122) Lionelville People Pack \$19.99



(6-24123) Passenger Station People Pack \$19.99



(6-24124) Carnival People Pack \$19.99



Lionelville Street Lamps

The Lionelville Street Lamps are the perfect way to illuminate the quaint streets on your layout. These lamps feature removable bases that can press into holes in your layout for a realistic appearance.

FEATURES:

- Set of four lampposts
- Metal posts
- Removable bases for realistic mounting on your layout
- Dimensions: 1/2" x 1/2" x 3 1/2"

(6-24156) \$19.99



This Lionel's Visitor's Center display is set up on a 14" x 48" board.



Lionelville Residential Homes

Affordable housing helps any town grow. These new Lionelville Houses include interior lighting and are built for maximum flexibility on any layout. You can fit a whole block in a small area.



Bungalow

• Dimensions: 7" x 6 1/2" x 5"
(6-34121) \$24.99



Large Suburban House I

• Dimensions: 12 1/4" x 8" x 5 3/4"
(6-34109) \$34.99



Large Suburban House II

• Dimensions: 12 1/4" x 8" x 5 3/4"
(6-34113) \$34.99





Bungalow with Garage

• Dimensions: 10" x 6 1/2" x 5"

(6-34122) \$29.99



Bungalow with Addition

• Dimensions: 10" x 6 1/2" x 5"

(6-34123) \$29.99



Suburban House

• Dimensions: 8" x 8" x 5 3/4"

(6-34108) \$29.99



Fieldstone House

• Dimensions: 8" x 8" x 5 3/4"

(6-34112) \$34.99



Deluxe Fieldstone House

• Dimensions: 12 1/4" x 8" x 5 3/4"

(6-34111) \$35.99




Estate House

• Dimensions: 15 1/2" x 8" x 5 3/4"

(6-34110) \$39.99

This Lionel's Visitor's Center display is set up on a 19" x 48" board.



**Lionelville
Main Street Buildings**

Downtown Lionelville is booming! Situated on a sidewalk of a consistent color and height, each building features a lighted interior and unique signage. You can fit a whole block in a small area.



PHARMACY
• Dimensions: 9 1/4" x 6" x 3 1/2"
(6-34128) \$24.99





MARKET
• Dimensions: 9 1/4" x 6" x 6"
(6-34126) \$39.99



KIDDIE CITY TOY STORE
• Dimensions: 9 1/4" x 6" x 6"
(6-34129) \$39.99



JIM'S 5c AND 10c
• Dimensions:
9 1/4" x 6" x 8 1/2"
(6-34130) \$49.99





ELECTROLUMINESCENT SIGN!



Lionelville Gas Station

The Lionelville Gas Station offers friendly service to local drivers or those travelers just passing through. A beacon to motorists, the rooftop billboard lights up sequentially, spelling "GAS" in large, neon-like letters. This accessory includes lighted pumps and detailed interior with a counter and graphics.

FEATURES:

- Lighted interior and pumps
- Rooftop "GAS" sign lights up sequentially with neon effect
- Four figures
- Garage doors lift open
- Dimensions: 12" x 12" x 5"


(6-24183) \$149.99

NEW!

DETAILED INTERIOR!



Concept model shown

NEW!**RINGING BELL
AND
AUTHENTIC SIREN**

Concept model shown


SHIPS 2005**Lionelville Firehouse**


Ready for action, the Lionelville Fire Department offers quick response to any emergency. The lighted Lionelville Firehouse is home to these brave individuals and their bright red engine. At the press of a button, the bell begins to ring and the fire engine's warning lights flash as its siren wails.

FEATURES:

- Lighted bell tower
- Lighted interior
- Opening garage door
- Bell and siren sounds
- Fire engine with flashing lights and operating headlights
- Dimensions: 9 1/4" x 9" x 9 3/4"

(6-24182) \$149.99

**FLASHING
LIGHT ON
ENGINE**

NEW!**RINGING BELL
AND
AUTHENTIC SIREN**

Concept model shown


SHIPS 2005**Lionelville Firehouse**

Ready for action, the Lionelville Fire Department offers quick response to any emergency. The lighted Lionelville Firehouse is home to these brave individuals and their bright red engine. At the press of a button, the bell begins to ring and the fire engine's warning lights flash as its siren wails.

FEATURES:

- Lighted bell tower
- Lighted interior
- Opening garage door
- Bell and siren sounds
- Fire engine with flashing lights and operating headlights
- Dimensions: 9 1/4" x 9" x 9 3/4"

(6-24182) \$149.99

**FLASHING
LIGHT ON
ENGINE**

MAINLINE TRACKSIDE ACCESSORIES

Mainline Die-Cast Metal Accessories

With tough die-cast metal construction, these accessories all feature prototypical styling and function. Mainline Die-Cast Metal Accessories are easy to set up, and the perfect way to add some realistic action to any layout.



Die-cast Metal Girder Bridge

- Dimensions: 10" length

(6-14137) \$24.99



153IR Controller

- Infrared sensors detect passing trains and activate connected accessories
- Time delay adjustment knob (from 0 to 5 seconds)
- Dimensions: 5" x 4 1/2" x 3 1/2"

(6-14111) \$29.99



Mainline Gooseneck Lamps

- Brilliant illumination
- Turn-of-the-century styling
- Set of 2
- Dimensions: 7"

(6-14119) \$29.99

Old Style Clock Tower

- Working clock with replaceable battery included
- Turn-of-the-century styling
- Dimensions: 4"

(6-14147) \$39.99



Mainline Cantilever Signal

- Lights change from green to red when trains pass through its block
- 153C Contactor included
- Dimensions: 7" x 2" x 6"

(6-22931) \$59.99

Mainline Automatic Operating Semaphore

- Blade activates and remains in position when trains enter its block
- Illuminated marker jewels
- 153C Contactor included
- Dimensions: 9 1/8" x 1 3/4" x 1"

(6-22944) \$49.99

Mainline Block Target Signal

- Lights change from green to red when trains move through its block
- Lights automatically reset to green when block clears
- 153C Contactor included
- Dimensions: 4 3/4" x 1 3/4" x 1"

(6-14099) \$49.99

Mainline Dwarf Signal

- Lights change from green to red when trains move through its block
- Lights automatically reset to green when block clears
- 153C Contactor included
- Dimensions: 3/4" x 3/4" x 1 3/4"

(6-14151) \$39.99

Mainline Walkout Cantilever Signal


- Overhead flasher
- Lighted signal
- Signals activate as train passes by
- 153C Contactor included
- Also works with insulated track section (Sold separately)
- Dimensions: 5 3/4" x 2" x 6 3/4"

(6-22934) \$59.99

Mainline Color Position Signal

- Lights change from green to red to yellow when triggered by the train
- Yellow signal with adjustable duration
- 153C Contactor included
- Dimensions: 6 3/4" x 1 3/4" x 11/16"

(6-24101) \$59.99



Grade crossing not included



SET OF TWO

Grade crossing not included

Mainline Auto Crossing Gates

- Red flashing signal
- Gate drops when train passes by
- Set of 2
- 153C Contactor included
- Also works with insulated track section (Sold separately)
- Dimensions: 4" x 1" x 4 1/2"

(6-14098) \$79.99

TRADITIONAL TRACKSIDE ACCESSORIES

Crossing Gates, Signals and Bridges

There is no better way to add fun and excitement to your layout than with realistic Lionel railroad accessories. From signals to trestles, and bridges to tunnels, there is something for everyone. Run your favorite Lionel locomotives in style with these fun, sturdy accessories.



#148 Dwarf Signal

- Lights change from green to red when train occupies its block
- Automatically resets to green when train clears its block
- 153C Contactor included
- Dimensions: 1 3/4" x 1 3/4" x 2"

(6-12883) \$19.99



Single Signal Bridge

- Lights change from green to red to warn approaching trains of occupied blocks ahead
- 153C Contactor included
- Dimensions: 3 1/4" x 4 1/2" x 7 3/4"

(6-14093) \$49.99



Double Signal Bridge

- Spans two tracks
- Lights change from green to red to warn approaching trains of occupied blocks ahead
- 153C Contactor included
- Dimensions: 3 1/4" x 10 1/4" x 7 3/4"

(6-14094) \$59.99



Auto Crossing Gate

- Gate drops when train passes by
- 153C Contactor included
- Also works with insulated track section (Sold separately)
- Dimensions: 9 1/2" gate length

(6-12714) \$34.99

Auto Crossing Gate and Signal

- Gate drops and lights illuminate when train passes by
- 153C Contactor included
- Also works with insulated track section (Sold separately)
- Dimensions: 7 3/4" x 8 3/4" x 9 1/2"

(6-62162) \$49.99



Scale-sized Banjo Signal

- Passing trains activate "banjo" mechanism
- Also works with insulated track section (Sold separately)
- 153C Contactor included
- Dimensions: 1 1/2" x 1" x 4"

(6-14149) \$39.99

#154 Railroad Crossing Flasher

- Red lights flash when train passes by
- 153C Contactor included
- Also works with insulated track section (Sold separately)
- Dimensions: 9" height

(6-12888) \$39.99

Banjo Signal

- Passing trains activate "banjo" mechanism
- Also works with insulated track section (Sold separately)
- 153C Contactor included
- Dimensions: 7 3/4" height

(6-14090) \$44.99

Tunnel Portals

- Portals with raised Lionel lettering
- Classic Postwar styling
- Set of 2
- Dimensions: 7" x 8 1/2"

(6-12896) \$9.99



LIGHTED INTERIOR



Covered Bridge

A common sight on rural mainlines, covered bridges often took their share of wear and tear from the elements. Approximately two feet in length, the Lionel Covered Bridge is designed to accommodate O-27 gauge, O gauge, and FasTrack track sections.

FEATURES:

- Metal base
- Lighted interior
- Dimensions: 24 1/16" x 7 3/4" x 8"

(6-24117) \$49.99



Truss Bridge with Flasher and Piers

- Metal base
- Flashing top-mounted beacon
- Rock piers included
- Dimensions: 26 1/8" x 7 1/2" x 12 1/2"

(6-12772) \$44.99

TRADITIONAL TRACKSIDE ACCESSORIES

Lighting & Layout Supplies

Brighten up your layout with an exciting array of Lionel lights and beacons. Whether you are recreating downtown Lionelville, or your very own train yard, Lionel has lights for all of your needs.



Floodlight Tower

- Illumination from eight elevated bulbs
- New tilting head
- Dimensions: 12" height

(6-14092) \$34.99



#65 Yard Lights

- Illumination from two elevated bulbs
- Set of three
- Dimensions: 6 1/4" height

(6-12927) \$14.99



#70 Yard Lights

- Die-cast metal light housing
- Metal center post
- Set of three
- Dimensions: 4 1/2" height

(6-14071) \$29.99



#72 Highway Lights

- Brilliant illumination
- Set of four
- Dimensions: 6"

(6-12804) \$14.99



Construction Zone Signs

- Realistic, printed construction graphics
- Set of six
- Dimensions: 2 1/4" height

(6-32902) \$6.99



Highway Barrels

- Painted orange with silver reflective tape
- Set of six
- Dimensions: 1" height

(6-32922) \$6.99



Barrel Pack

- Real wood construction
- Set of six
- Dimensions: 1 1/8" height

(6-12745) \$4.99



Vehicle Grade Crossings

- Track fits in molded grooves
- Set of two
- Dimensions: 3 1/4" x 7"

(6-12839) \$4.99



Double Floodlight Tower

- Illumination from 16 elevated bulbs
- Tilting head
- Dimensions: 15" height

{6-24103} \$49.99



Classic Billboard Set

- Easy assembly
- Five different railroad billboard inserts
- Set of three billboard stands
- Dimensions: 5 3/4" x 7/8" x 3 1/4"

{6-24187} \$7.99



Blinking Light Billboard

- Light blinks on and off
- Railroad billboard art
- Dimensions: 5 3/4" x 7/8" x 4 1/2"

{6-24155} \$19.99



Railroad Bumpers

- Easily snaps into place between outside rails of O and O-27 track
- Set of three
- Dimensions: 3" x 1 1/2" x 1 1/2"

{6-12717} \$4.99



Die-cast Metal Bumpers

- Die-cast metal construction
- Illuminated red lights
- Easily snaps into place between outside rails of O and O-27 track
- Set of two
- Dimensions: 3" x 1 7/8" x 2"

{6-62283} \$19.99



#260 Illuminated Bumpers

- Easily snaps between outside rails of O and O-27 track
- Illuminated red lights
- Set of two
- Dimensions: 3" x 1 1/2" x 1 1/2"

{6-12715} \$8.99



Coal Bag

- Safe, simulated coal
- Perfect addition as loads for hoppers, gondolas and coal dump cars
- Approx. 4 oz.

{6-12732} \$3.99



Coal Tipple Coal Pack

- Made specifically for use with the Lionel Coal Tipple, this coal pack features large simulated coal with enough to fill an entire Lionel Bathtub Gondola! Perfect for any coaling operation, this coal is required for use with the Lionel Coal Tipple accessory.
- Approx. 24 oz.

{6-24148} \$9.99

The World of TMCC

Welcome to the wonderful world of Lionel TrainMaster Command Control where you take charge of your layout like never before. From the simple-to-use, hand-held CAB-1 Remote Controller, you can run your trains, throw switches, and operate accessories at the touch of a button. TrainMaster Command Control (TMCC) gives you the freedom and control to walk around and explore your layout in ways that stationary transformers cannot. What's more, TMCC gives you all the extra benefits of the legendary Lionel RailSounds sound system, like CrewTalk communication and TowerCom announcements.

You may have already heard about the TMCC system and worried that it would be too difficult to set up and operate. We understand. You just want to enjoy your trains. Our engineers feel the same way, so they made TMCC very simple to use. You only need to connect one extra wire to your track. That's it. That wire goes to a box called the Command Base. The Command Base plugs into a wall outlet. Now you are ready to take a CAB-1 controller and start playing. If you can do that, you have set up all the components you will ever need to run an engine equipped with the TrainMaster Command Control system. It is truly that simple.

Of course, there is a lot more that you can do with the TMCC system once you get comfortable with it. Take a look at the TrainMaster World illustration on this page to see all of the wonderful things you can do with the full array of TMCC products available. Each TMCC accessory is fun and easy to install. All of the individual products that make up the TrainMaster line are shown on pages 172 to 175. When you are ready, they'll be there waiting for you. In the meantime, take control of your layout with TrainMaster Command Control and take your railroad into the 21st Century!

TRAINmaster.
C · O · M · M · A · N · D



BOYER '03



Create multiple unit lash-ups!

Just like the real railroads, you can operate multiple Command-equipped locomotives in a "lash-up." This advanced operation is easily accomplished using your CAB-1 (6-12868) and Command Base (6-12911).



Run any O gauge locomotive!

Operate any AC-powered O gauge locomotive ever produced! Lionel locomotives from the Postwar period, modern train set locomotives, locomotives from any manufacturer—they are all under your control with the CAB-1 (6-12868) and a PowerMaster (6-24130) or a Track Power Controller (6-14179 or 6-14189)!



Operate motorized accessories with prototypical speed and direction!

Operate any motorized accessory with prototypical direction and speed control! With the Accessory Motor Controller (6-14183), your accessories will mimic every command from your CAB-1 (6-12868).



Throw switches and activate accessories at the press of a button!

Switches, routes, and accessories are at your command! You're in control from anywhere around your layout. Check out the Accessory Switch Controller (6-14182) or the SC-2 Switch and Accessory Controller (6-22980).



Activate your Remote-Control Track sections!

Uncouple your rolling stock and operate the power rails on your Remote-Control Track sections using your CAB-1. The Operating Track Controller (6-14185) provides remote control operation of these track sections.



Release your locomotive's ElectroCouplers!

Release your Command-equipped locomotive's ElectroCouplers as you switch your cars on a siding. No Remote-Control Track sections are needed.



Direct track power from several sources to control your conventional locomotives!

Control multiple conventional locomotives. Use the Block Power Controller (6-14184) to channel power from your power supplies to the appropriate section of track.



Unlock the extra features of your locomotive!

Access the extra features of your Command-equipped locomotives. CrewTalk communication, TowerCom announcements, and other special sounds are activated with the CAB-1.



Fine-tune the accessory voltage!

Brighten or dim your lamps for dramatic effects or fine-tune the speed of your accessory's motors. The Accessory Voltage Controller (6-14186) allows you to make these adjustments with your CAB-1.

TRAINMASTER COMMAND CONTROL

TRAINMASTER SYSTEM COMPONENTS

Now that you are ready to begin your venture into the world of TMCC, use this guide to help you determine what components you'll need to get started.

TO ENTER THE WORLD OF TMCC, BEGIN WITH THE BASIC BUILDING BLOCKS



TMCC CAB-1 Remote Controller

This wireless, walk-around remote controller gives you complete command at your fingertips. Operate your trains, throw switches, fire up accessories all at the touch of a button.

(6-12868) \$64.99



TMCC Command Base

The TMCC Command Base receives digital signals from your CAB-1 Remote Controller and relays the commands across your layout. Only one is required for each layout – no matter how big or how many power blocks you have.

(6-12911) \$64.99

DIRECT TRACK POWER FROM SEVERAL SOURCES TO CONTROL YOUR CONVENTIONAL LOCOMOTIVES!



TMCC Block Power Controller (BPC)

Manage the power in your blocks from the CAB-1 Remote Controller. The BPC:

- Routes power from any TMCC TPC to any block of track
- Eliminates the need for multiple PowerMasters or TPCs on each block of track
- Enhances conventional operation by connecting multiple blocks to one TPC allowing for travel across blocks without having to match the voltage between them
- Is programmable to channel power from four TPCs to two blocks OR from two TPCs to four blocks

(6-14184) \$79.99

THROW SWITCHES AND ACTIVATE ACCESSORIES AT THE PRESS OF A BUTTON!



GOOD

TMCC Accessory Switch Controller (ASC)

To operate switches or activate accessories from the CAB-1 Remote, the ASC features:

- Programmable to control up to eight accessories OR four switches
- Control up to 10 programmed routes in switch mode
- Toggles accessories ON and OFF
- Controls switches from several manufacturers
- Connects to the TMCC Command Base

(6-14182) \$79.99



BETTER

TMCC SC-2 Switch Controller

For more flexibility in controlling switches and accessories, the SC-2 is the perfect choice. It features:

- Programmable to control four switches AND four accessories together OR six switches OR 12 accessories
- Control up to 9 programmed routes
- Toggles accessories ON and OFF
- Controls switches from several manufacturers
- Power supply included
- Communicates with the TMCC Command Base without the need for wires

(6-22980) \$89.99

OPERATE MOTORIZED ACCESSORIES WITH PROTOTYPICAL SPEED AND DIRECTION!



TMCC Accessory Motor Controller (AMC)

The AMC gives you control over your accessories like never before. When used in conjunction with lights, the AMC allows you to control bulb brightness from the CAB-1 Remote. When used in conjunction with your accessory's motors, the AMC gives you control over operation; spinning the cab on a gantry crane with the red knob, or raising and lowering the boom with the CAB-1 buttons, for instance. The AMC features:

- Precise motor and/or light control
- Operation of accessory speed, direction or function from the CAB-1
- Two modes allow you to take fine control of accessory motor functions (e.g. gantry crane cab rotates as you rotate CAB-1 knob in whichever direction you are turning) OR accessory operates in its normal way as long as you give it the command to operate
- Programmable accessory motor speed or light intensity
- Operates up to four motors or up to four lights

(6-14183) \$89.99

SEE THE ARC/AMC EQUIPPED ACCESSORIES ON PG 144

**RUN ANY
O GAUGE
LOCOMOTIVE
EVER MADE!**



TMCC PowerMaster

Interested in running non-TMCC locomotives remotely? The TMCC PowerMaster can:

- Control non-TMCC locomotives from the CAB-1 Remote Controller
- Vary track voltage
- Change locomotive direction, vary speed, operate whistle and bell
- Regulates up to 135 watts of power or 180 watts of power – customer selectable

(6-24130) \$89.99

Power supply not included



GOOD



BETTER

TMCC Track Power Controller (TPC) 300

The TPC 300 combines the features of the PowerMaster plus:

- Operates M.T.H.® Proto-Sound® 2.0 locomotives in conventional mode
- Improved operation at low speeds
- Regulates up to 300 watts of power

(6-14189) \$129.99

Power supply not included



BEST

TMCC Track Power Controller (TPC) 400

The TPC 400 combines the features of the TPC 300 plus:

- Regulates up to 400 watts of power

(6-14179) \$179.99

Power supply not included

**ACTIVATE
YOUR
REMOTE-
CONTROL
TRACK
SECTIONS!**



TMCC Operating Track Controller (OTC)

Want to remove all of the hard-wired Operating Track activation buttons on your layout? The OTC:

- Operates Remote-Control and Uncoupling Track sections from the CAB-1 Remote Controller
- Uncouples, unloads or activates operating rolling stock from the touch of a button on the CAB-1 Remote
- Is programmable to operate two Remote-Control Track sections OR four Uncoupling Track sections

(6-14185) \$69.99



**MAKE RECORDINGS
OF YOUR FAVORITE
LAYOUT SCENARIOS
AND PLAY THEM
OVER AGAIN AND
AGAIN!**



TMCC Action Recorder Controller (ARC)

Make recordings of your favorite layout scenarios, and watch your trains and accessories magically retrace their steps at the touch of a button! The ARC features:

- Record layout scenarios using your trains and accessories, and play them back with the touch of a button on the CAB-1 Remote
- Make and save up to eight recordings

(6-14181) \$89.99



**FINE-TUNE
THE
ACCESSORY
VOLTAGE!**



TMCC Accessory Voltage Controller (AVC)

Extend the life of your favorite accessories by fine-tuning the voltage they receive. From the CAB-1 Remote, you can set the voltage your hooked-in accessories receive from their power source. The AVC features:

- Remote-control voltage setting
- Infinite programmable voltage range

(6-14186) \$129.99



**SEE THE
ARC/AMC
EQUIPPED
ACCESSORIES
ON PG 144**



TRAINMASTER COMMAND CONTROL

**GREAT
VALUE!**

TrainMaster Command Set

Here is everything you need to get started with TrainMaster Command Control. The CAB-1 Remote Controller (6-12868) allows you to walk around your layout while controlling all of your TrainMaster Command Control equipped locomotives and accessories. The TMCC Command Base (6-12911) receives the signals from the CAB-1 and sends your commands across your layout. Only one Command Base is needed per layout, regardless of the number of track power blocks you are controlling. It is the perfect way to start enjoying the benefits of the revolutionary Lionel TrainMaster Command Control system. *(Power supply not included.)*

(6-12969) \$129.99

TO RUN NON-COMMAND LOCOMOTIVES REMOTELY, ADD A TMCC POWERMASTER, TPC 300, OR TPC 400.



TMCC BUYER'S GUIDE

OPERATING CONVENTIONAL LOCOMOTIVES ONLY

Operating conventional locomotives from your CAB-1 Remote Controller is very simple. Forget about rewiring your trains or spending the day making track connections—installing TrainMaster Command Control is much easier than that!

WHAT YOU NEED

You need these basic components, available from your Authorized Lionel Dealer:

- Choose **one**: PowerHouse Power Supply (6-22983) **OR** another 18-volt transformer with a Power Adapter Cable (6-12893)
- Choose **one**: PowerMaster (6-12867), TMCC Track Power Controller 300 (6-14189), **OR** TMCC Track Power Controller 400 (6-14179)
- TMCC Command Base (for use with the TPC's, 6-12911)
- CAB-1 Remote Controller (6-12868)

OPERATING BOTH CONVENTIONAL AND COMMAND-EQUIPPED LOCOMOTIVES

Want to operate both conventional and Command-equipped locomotives? No problem! While they can't share the same block of track at the same time, both types of locomotives can operate on your layout.

WHAT YOU NEED

- Choose **one**: PowerHouse Power Supply (6-22983) **OR** another 18-volt transformer with a Power Adapter Cable (6-12893)
- Choose **one**: PowerMaster (6-12867), TMCC Track Power Controller 300 (6-14189), **OR** TMCC Track Power Controller 400 (6-14179)
- TMCC Command Base (6-12911)
- CAB-1 Remote Controller (6-12868)

OPERATING ONLY TRAINMASTER COMMAND CONTROL-EQUIPPED LOCOMOTIVES

Operating only Command-equipped locomotives is very simple. With a Command Base and a standard transformer or a PowerHouse Power Supply, you are ready to take control!

WHAT YOU NEED

Choose **one**: PowerHouse Power Supply (6-22983) and a TMCC Direct Lockon (6-34120) **OR** an 18-volt power supply (we recommend the famous Lionel ZW transformer controller)

- TMCC Command Base (6-12911)
- CAB-1 Remote Controller (6-12868)

CONTROLLING THE ENTIRE LAYOUT—SWITCHES, ACCESSORIES, AND ROUTES—FROM THE CAB-1 REMOTE

- SC-2 Switch and Accessory Controller (6-22980)
Controls up to twelve accessories or six switches with nine routes.
- Accessory Switch Controller (6-14182)
Controls up to eight accessories or four switches with ten routes.
- Operating Track Controller (6-14185)
Eliminates the individual Remote-Control Track controllers and control buttons.
- Block Power Controller (6-14184)
Acts like a rotary switch to allow you to route power from any PowerMaster or Track Power Controller to your blocks of track.



Power Adapter Cable

The Power Adapter Cable connects your transformer to the PowerMaster for operating TMCC and non-TMCC equipped locomotives.

(6-12893) \$7.99



Command Base Cable

The Command Base Cable connects a TMCC controller to the TrainMaster Command Base.

(6-14191) 6 ft. \$9.49

(6-14195) 20 ft. \$11.99



TMCC TPC Cable Set

The TMCC TPC Cable Set connects parallel PowerHouse transformers to the TPC 300/400. The set also includes adapter plugs to wire your transformer to the TPC 300/400.

(6-14194) \$11.99



TMCC Direct Lockon

Connect your PowerHouse Power Supply directly to the track with the TMCC Direct Lockon. Featuring a selectable current setting (for the 135-Watt or 180-Watt PowerHouses), the Direct Lockon eliminates the need for a PowerMaster if you run only TMCC-equipped locomotives. For added safety, the Direct Lockon provides over-current protection and an automatic reset. It is compatible with both Lionel FasTrack and O/O27 track systems. Includes power wire with FasTrack connectors and one standard Lionel Lockon.

(6-34120) \$39.99



3-Wire Command Base Cable

The 3-Wire Command Base Cable connects the TMCC ARC to the TrainMaster Command Base.

(6-14192) \$10.49

**USE COMMAND BASE CABLE
6-14191 OR 6-14195 FOR LAYOUTS
THAT DO NOT INCLUDE A TMCC ARC.**



Controller to Controller Cable

The Controller to Controller Cable connects the TMCC controllers together.

(6-14193) 1 ft. \$3.49

(6-14196) 6 ft. \$5.99

(6-14197) 20 ft. \$8.99



TRAINmaster
C · O · M · M · A · N · D



ZW and PowerHouse Power Supply Set

There's only one ZW. No single product has come to symbolize the legend of Lionel more than the Lionel ZW. Molded to original dimensions in classic phenolic resin, the ZW can run up to four trains at the same time on different layouts, plus accessories. The two engineer-type handles provide independent control of two variable voltage circuits, each with built-in whistle, direction, and bell controls. Two additional accessory circuits can be set by means of dial-type controls to any desired voltage. Or if you prefer, you can control all four outputs with a single handle!

The ZW controller can be powered by any combination of one to four 135-Watt or 180-Watt Lionel PowerHouse Power Supplies. And if you use the TrainMaster Command Control system, you can adjust each output using your walk-around remote control up to the level pre-set by its corresponding ZW handle. (It's a great way to help less-experienced railroaders keep your trains under control while enjoying the thrill of independent remote-controlled operation.)

Offered with two 180-Watt PowerHouse power supplies, this ZW package provides the power and control you dream of for your vintage or state-of-the-art Lionel locomotives and accessories.

(6-32930) \$399.99





180-Watt PowerHouse Power Supply

Power your railroad empire with an advanced 180-Watt PowerHouse Power Supply. UL® - listed for safe operation, this mighty power supply is perfect for your TMCC Track Power Controller or Direct Lockon.

(6-22983) \$89.99



40 Watt Power and Control System

- Standard power and control system
- Includes one controller and one power supply
- 40-watt variable AC output

(6-12885) \$49.99



PERFECT FOR ACCESSORIES

36-Watt Accessory Transformer

Power your Lionel accessories with the 36-Watt Accessory Transformer. This affordable power supply features variable AC voltage so you can supply the right amount of power to your accessories.

(6-32923) \$29.99



ADJUSTABLE ACCESSORY OUTPUT

CW-80 80-Watt Transformer

Enjoy operating your favorite locomotives, train sets and accessories with the CW-80 80-Watt transformer. From the handsomely designed controller, reminiscent of the famous Lionel ZW, control speed and power by raising and lowering the engineer handle. Operate your favorite features with the bell, whistle/horn and direction buttons. On the rear of the unit, you will find a 0-18 volt variable AC output, as well as a variable, programmable AC output for accessory operation. Simply set the accessory voltage to your desired output, and your accessory operates at that output until you turn the unit off - even when you stop the train! Perfect for train sets and small- to medium-sized layouts, the CW-80 provides the power you need to enjoy all your Lionel favorites.

(6-14198) \$99.99

FastTrack

No other introduction in the last fifty years has had the impact as that of the FasTrack track system in January 2003. Offering innovation, variety, ease-of-use, and a fantastic prototypical look, FasTrack brings your Lionel layout to life like never before. Its flawless performance and almost endless flexibility make it appealing to both first-timers and seasoned pros alike.

Consider the advantages:

- Easy, snap-together locking mechanism for sure connections.
- Patented, center half-pin allows for track orientation in either direction without the need for moving pins from one end to the next.
- Two outer rails bonded together for optimal electrical continuity.
- Two terminals under each piece of straight and one terminal under each piece of curved track for transformer and/or accessory power connections – no Lockons required!
- Curves are O-36 to give locomotives a more realistic appearance around corners. The larger diameter also allows for the operation of larger locomotives than is possible on O-27 or O-31 track.
- Switches feature 100% non-derailing capability regardless of which direction they are thrown.

By the end of 2004, there will be more FasTrack pieces available - meaning greater choice for you to make the layout of your dreams - than in O-27 and O-Gauge track combined! From larger diameter curves and operating switches, to restle sets and integrated track accessories, FasTrack will give you greater flexibility than ever before.

With great new items coming in 2005, the choice for your layout is clear. Start building your dreams with Lionel FasTrack today!

ACCESSORY HOOK-UPS AND OPERATION:

Hooking up accessories to FasTrack is simple. Under the roadbed of all straight and curved sections are electrical terminals. You can hook up to these terminals in several different ways.

First, if you already have wire for your accessories, or if you have accessories that are pre-wired, you can purchase 18 gauge quick connectors from your favorite electronics supply store. Make sure that your wires are stripped back approximately 1/4", then insert the wire into the quick connector, and crimp it into place for easy connections to the FasTrack terminals.

Second, if you are buying a new accessory and have no wires, you'll be able to purchase a ready-made accessory power hook-up wire from your dealer. This wire is shown on page 181.



Electrical terminals under FasTrack roadbed



18 gauge quick connector






Accessory wire with female quick connects attached to FasTrack electrical terminals

Triggering operation of accessories:

- Use a 153IR controller. The 153IR works exactly the same way it currently does for O-27 and O Gauge operation, with the power lockon connector removed. Follow the instructions to hook up the accessory to the 153IR, and power your accessory in one of the ways outlined in the section above.
- Use the FasTrack Accessory Activator pack. This separate sale SKU includes one insulated 10" straight track section and two 5" isolated track sections. Hook up your accessory to the terminals under the roadbed of the insulated section as outlined in the section above. The isolated sections each have a break in the center of one track rail. As a train passes over this break, its wheels complete the circuit and power is supplied to the entire length of track in between the breaks of the isolated sections – including the insulated section placed between them. To increase the length of time over which the accessory operates, simply add more insulated track sections in between the two isolated sections. This technique is the equivalent of using Lionel insulated track sections in O/O-27, and is used only with accessories that perform one function in an on/off manner (e.g. Crossing Gate, Auto Gateman, etc.).

FASTRACK TRACK PACKS

 Included with train set
 Additional track pack pieces




Inner Passing Loop Add-on Track Pack

Layout dimensions: 39 1/2" x 70 1/2"
 Track Pack includes:

DESCRIPTION	QTY.
O-36 Curve (6-12015)	2
RH Manual Switch w/Quarter Curve (6-12018)	1
LH Manual Switch w/Quarter Curve (6-12017)	1

(6-12028) \$69.99



Outer Passing Loop Add-on Track Pack

Layout dimensions: 49 1/2" x 70 1/2"
 Track Pack includes:

DESCRIPTION	QTY.
10" Straight (6-12014)	5
O-36 Curve (6-12015)	2
RH Manual Switch w/Quarter Curve (6-12018)	1
LH Manual Switch w/Quarter Curve (6-12017)	1

(6-12031) \$79.99





Figure 8 Add-on Track Pack

Layout dimensions: 39 1/2" x 90 1/2"
 Track Pack includes:

DESCRIPTION	QTY.
O-36 Curve (6-12015)	4
5" Straight (6-12024)	4
90 Degree Crossover (6-12019)	1

(6-12030) \$39.99



Siding Track Add-on Track Pack

Layout dimensions: 39 1/2" x 70 1/2"
 Track Pack includes:

DESCRIPTION	QTY.
10" Straight (6-12014)	3
Uncoupling Track (6-12020)	1
Earthen Bumper (6-12059)	1
LH Manual Switch (6-12017) with Quarter Curve	1

(6-12044) \$74.99

NEW!

FastTrack

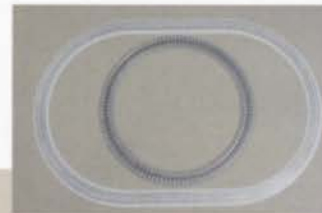
Easily expand your railroad empire with new Lionel FasTrack. Each piece of FasTrack has a patented easy-to-use locking mechanism. No need to worry about loose connections, track alignment or electrical continuity – just snap the pieces together and go. Featuring engraved ballast and track ties, the realistically detailed base of each FasTrack piece provides extra stability on all sorts of surfaces, including the living room carpet.

As easy as FasTrack is to assemble, it can be quickly disassembled for storage. Sections fit together thousands of times without wearing out. Pick up a loop and hang it on a peg on the back of a door or in a closet when not in use. Of course, if you are building a permanent layout, the realistic look and exceptional performance of FasTrack will make you want to display it for all to see. Convenient screw holes in the track base allow for easy installation.

With an abundance of variety, the layout of your dreams is just a dealer visit away. And don't forget, this already impressive array of products will grow and grow with each new year giving you the ultimate flexibility.

Lionel FasTrack runs Circles Around the Competition

A generous 40" x 60" oval FasTrack with O-36 curves is included in every Lionel train set, dwarfing the competition's small circle layout.



STRAIGHT TRACK

STRAIGHT TRACK
Length: 10"
(6-12014) \$3.49

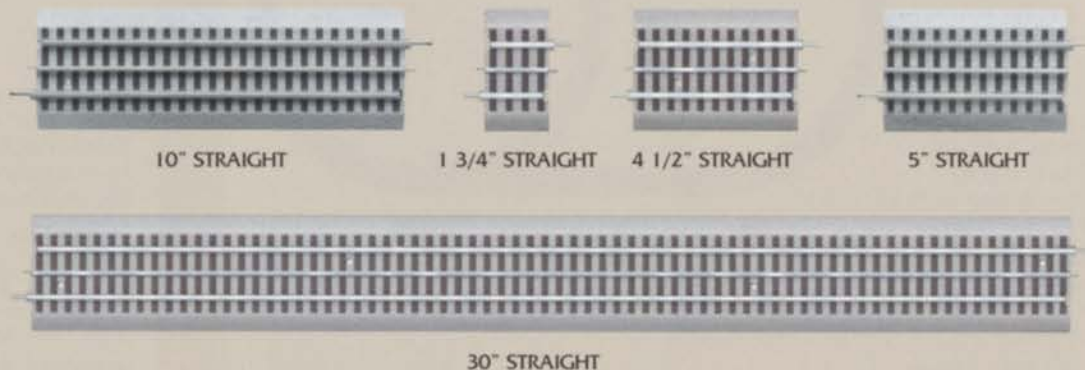
1 3/4" STRAIGHT TRACK
(6-12026) \$2.99

4 1/2" STRAIGHT TRACK
(6-12025) \$2.99

HALF STRAIGHT TRACK
Length: 5"
(6-12024) \$2.99

30" STRAIGHT TRACK
(6-12042) \$9.99

STRAIGHT TRACK 4-PACK (NOT SHOWN)
Length: 10" each
(6-12032) \$14.99



CURVED TRACK

O36 45-DEGREE CURVED TRACK (8 PIECES PER CIRCLE)
(6-12015) \$3.49

HALF CURVED TRACK (O36 22 1/2-DEGREE)
(6-12022) \$2.99

O72 22 1/2-DEGREE CURVED TRACK (16 PIECES PER CIRCLE)
(6-12041) \$4.99


O72 11 1/4-DEGREE HALF CURVED TRACK
(6-12055) \$4.49

O48 30-DEGREE CURVED TRACK (12 PIECES PER CIRCLE)
(6-12043) \$3.49

O60 22 1/2-DEGREE CURVED TRACK (16 PIECES PER CIRCLE)
(6-12056) \$4.99

QUARTER CURVED TRACK (O36 11 1/4-DEGREE)
(6-12023) \$2.99

CURVED TRACK 4-PACK (NOT SHOWN)
(6-12033) \$14.99



SPECIALTY TRACK

TERMINAL SECTION

Length: 10"
(6-12016) \$5.49

ACCESSORY ACTIVATOR EXTENDER

Length: 10"
(6-12027) \$3.49

90-DEGREE CROSSOVER

Length: 6" x 6"
(6-12019) \$16.99

UNCOUPLING TRACK

Includes Half Straight section
Length: 5" each
(6-12020) \$29.99

O GAUGE TRANSITION PIECE

Length: 5"
(6-12040) \$5.99

ACCESSORY ACTIVATOR PACK

Includes one 10" Insulated section and two 5" Isolated Sections
(6-12029) \$8.99

ACCESSORY POWER WIRE

(6-12053) \$3.99

GRADE CROSSING

Length: 10" track section, 6 1/4" wide road section, 2 per package
(6-12036) \$9.99

45-DEGREE CROSSOVER

Length: 10" x 10"
(6-12051) \$16.99

22 1/2-DEGREE CROSSOVER

Length: 17" X 17"
Includes removable 1 3/8" extensions
(6-12050) \$24.99

LIGHTED BUMPER

Length: 5"
2 per package
(6-12035) \$19.99

EARTHEN BUMPER

Length: 3 5/8" real wood bumper, 2 per package
(6-12059) \$7.99

RAILER

Length: 10"
(6-12039) \$5.99




TERMINAL SECTION



ACCESSORY ACTIVATOR EXTENDER



90 DEGREE CROSSOVER



UNCOUPLING TRACK



O GAUGE TRANSITION PIECE



ACCESSORY ACTIVATOR PACK




ACCESSORY POWER WIRE



GRADE CROSSING



45 DEGREE CROSSOVER



22 1/2 DEGREE CROSSOVER



LIGHTED BUMPER



EARTHEN BUMPER



RAILER

FastTrack

The foundation of any track system is made of bulletproof switches that allow you to grow and expand your layout. FasTrack switches are second to none when it comes to durability and innovative, industry-leading features. Consider the following:

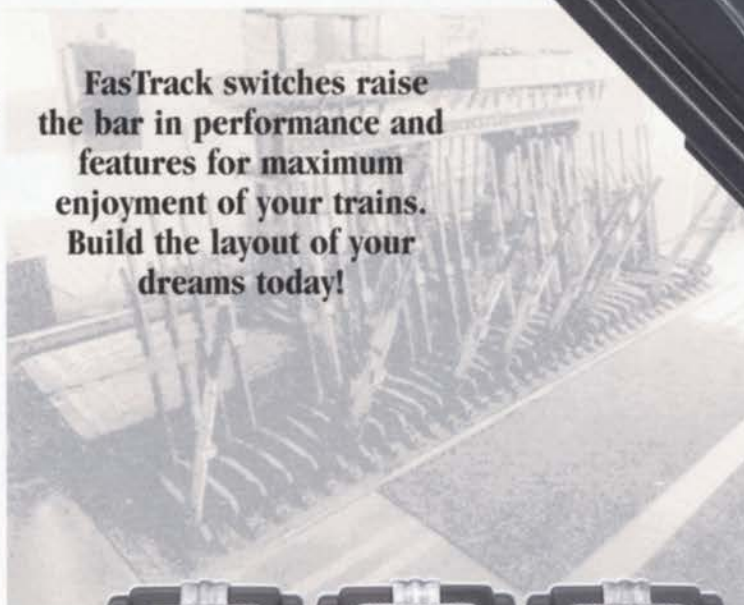
- Flawless non-derailing function allows trains to keep running regardless of switch position
- Plug and play using track voltage or auxiliary power; remote control switches operate at less than 5 volts – nothing else in O gauge even comes close!
- Auxiliary power and TMCC (ASC and SC-2) terminals are conveniently located in roadbed base making all connections invisible from above
- Remote switch controls conveniently lock together for easy access
- Remote switch controls come with interchangeable number inserts that allow you to instantly find the switch you want to control
- Remote switch controls contain red and green indicator LEDs for switch position, no need to change light bulbs or worry about heat build up



Remote switch controls snap together and are easy to group together on layout




FasTrack switches raise the bar in performance and features for maximum enjoyment of your trains. Build the layout of your dreams today!




Lantern base is interchangeable—can move to right or left side



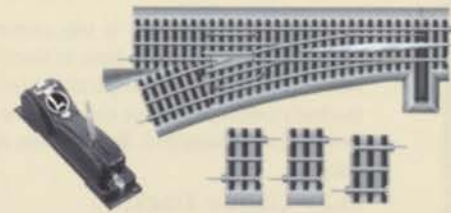
Identify your switches with these convenient interchangeable number inserts




O36 MANUAL SWITCH — LEFT HAND
 Length: 10" Straight, 33 3/4-Degree turnout (6-12017) \$29.99
 Includes 1/4 curve which creates full curve



O36 MANUAL SWITCH — RIGHT HAND
 Length: 10" Straight, 33 3/4-Degree turnout (6-12018) \$29.99
 Includes 1/4 curve which creates full curve




O72 REMOTE SWITCH-LEFT HAND
 Length: 15 5/8" Straight, 22 1/2-Degree turnout with removable 1 3/8" extension (6-12045) \$69.99



O72 REMOTE SWITCH-RIGHT HAND
 Length: 15 5/8" Straight, 22 1/2-Degree turnout with removable 1 3/8" extension (6-12049) \$69.99




Realistic switch lamp




O72 WYE REMOTE SWITCH
 Length: 12", 22 1/2-Degree wye (6-12047) \$59.99

REMOTE SWITCHES OPERATE AT LESS THAN 5 VOLTS!



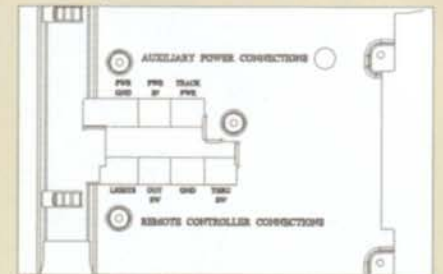
O36 REMOTE SWITCH-LEFT HAND (PICTURED)
 Length: 10" Straight, 33 3/4-Degree turnout with operating lighted signal lantern (6-12045) \$59.99
 Includes 1/4 curve which creates full curve



O36 REMOTE SWITCH-RIGHT HAND
 Length: 10" Straight, 33 3/4-Degree turnout with operating lighted signal lantern (6-12046) \$59.99
 Includes 1/4 curve which creates full curve




Connectors for auxiliary power and TMCC operation



Easy to hook up

O-27, O GAUGE AND LARGE SCALE TRACK



LIONEL TRACK – EXPAND YOUR WORLD!

All Lionel track is easy to use, extremely durable and very reliable. You'll never have to worry about loose connections or sections separating. And Lionel track is so modestly priced, everyone can afford to create the layout they've always imagined. We offer two styles of traditional track:

O-27 Gauge Track:

This track comes in 27" diameter curves, so you can do more in a tighter space.

O Gauge Track:

Compared to O-27 track, the rails are slightly taller. It doesn't come in 27" diameter curves, but it does come in a variety of larger curves for the biggest layouts.

Note: Larger locomotives and cars will not negotiate tighter curves. Check the "Minimum Curve" in each item's catalog listing.

Looking for Ideas?

Since Lionel offers such a wide variety of track shapes and sizes, there is almost no limit to the layout you can design and build. If you'd like some suggestions, however, you can pick up a Lionel Track Pack – it includes all the track you need to make our most popular layouts.

Other Considerations:

You want a track system that comes in a lot of shapes and sizes. You also want one that's reasonably priced, so you can afford to keep adding on. Some additional things to consider:

High Conductivity Rails:

Lionel track is designed for maximum conductivity. That makes it easy to set up, minimizes problems, and maximizes the effectiveness of Lionel Magne-Traction – our exclusive traction and adherence system. Track that is not made by Lionel may consist of materials that are significantly less conductive. Your Lionel products will roll fine, but you may not get all the benefits we've built in.

Rail Shape:

Your train wheels take a lot of wear and tear rolling over metal rails. Lionel track rails are shaped to minimize this wear. Other track systems may cause your wheels to wear out faster.



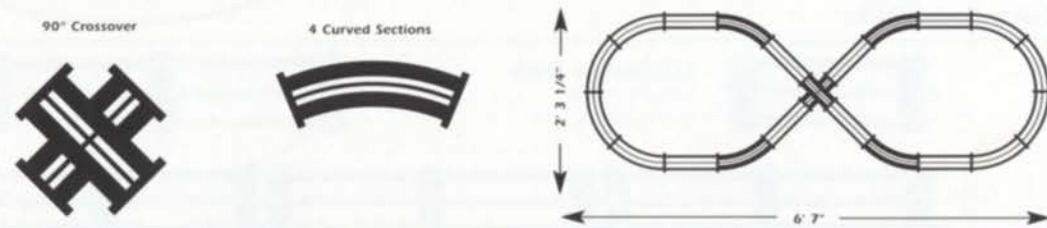
VARIETY, RELIABILITY & VALUE YOU CAN GROW WITH!

Figure 8 Add-On Track Pack
(O-27 Gauge)

Add this track to your oval to create a figure 8 layout. Requires an existing starter set oval of track.

- 1 - 90 degree crossover (6-65020)
- 4 - pieces curved track (6-65033)

(6-22966) \$9.99

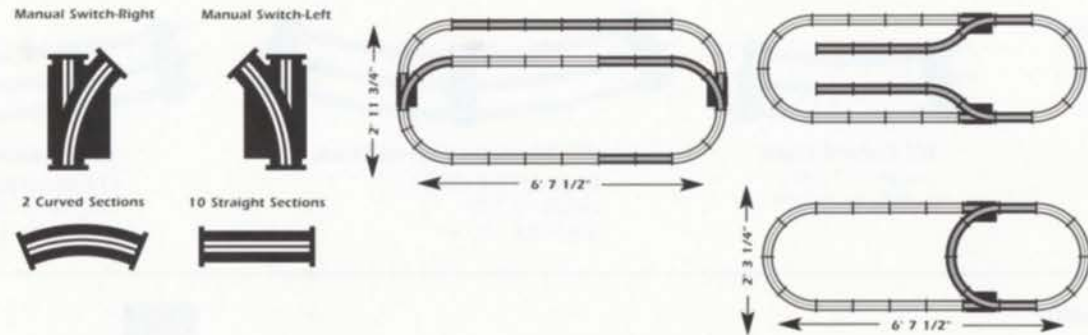


Double-Loop Add-On Track Pack
(O-27 Gauge)

Add this track to your oval to create a double loop, an oval with two inside sidings, or a double oval. Requires an existing starter set oval of track.

- 2 - pieces curved track (6-65033)
- 10 - pieces straight track (6-65038)
- 1 - right hand manual switch (6-65022)
- 1 - left hand manual switch (6-65021)

(6-22967) \$29.99

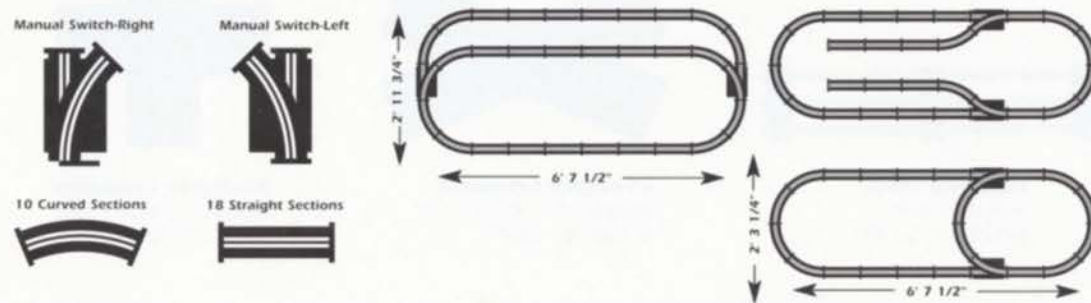


Double-Loop Complete Track Pack
(O-27 Gauge)

This complete track set will allow you to create a double loop, an oval with two inside sidings, or a double oval. No additional track required.

- 10 - pieces curved track (6-65033)
- 18 - pieces straight track (6-65038)
- 1 - right hand manual switch (6-65022)
- 1 - left hand manual switch (6-65021)

(6-22968) \$49.99

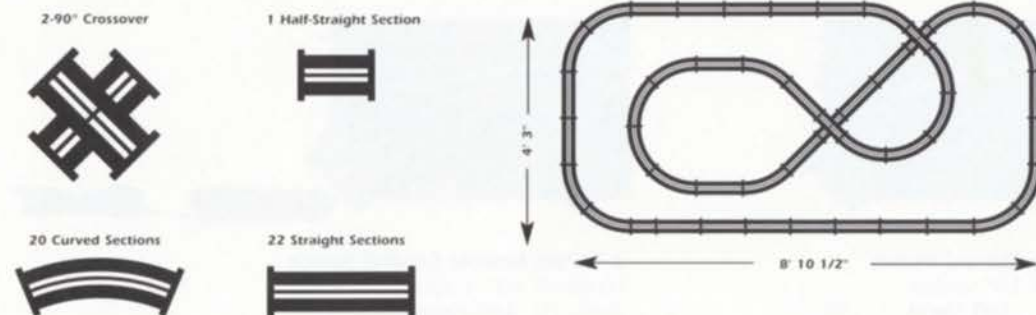


Deluxe Complete Track Pack
(O Gauge)

This complete O gauge track set will allow you to create this detailed layout. No additional track required.

- 20 - pieces curved track (6-65501)
- 22 - pieces straight track (6-65500)
- 2 - 90 degree crossovers (6-65540)
- 1 - half straight (6-65505)

(6-22969) \$94.99



O-27, O GAUGE AND LARGE SCALE TRACK

**ALL O-27 TRACK-
NEW LOW PRICE!**

Steel Pins	O-27 track	6-65042	\$1.49
Fibre Pins	O-27 track	6-65041	\$1.49

O-27 Track Selections


Straight Track



1/2 Straight Track
Length: 4 7/8"
(6-65019) \$0.89



Straight Track
Length: 8 3/4"
(6-65038) \$0.89



Extra-Long Straight Track
Length: 35"
(6-65024) \$2.99

Curved Track



1/2 Curved Track
Length: 5 7/16"
(6-65014) \$0.89



27" Diameter Curved Track
(8 pieces per circle)
Length: 9 5/8"
(6-65033) \$0.89



42" Diameter Curved Track
(12 pieces per circle)
Length: 10 7/8"
(6-65049) \$1.19



54" Diameter Curved Track
(16 pieces per circle)
Length: 14 1/2"
(6-65113) \$1.49

Specialty




Insulated Track
Length: 8 3/4"
(6-12841) \$2.99



45-degree Crossover
Length: 10 1/4" x 10 1/4"
(6-65023) \$5.99



90-degree Crossover
Length: 7 3/8" x 7 3/8"
(6-65020) \$5.99



Uncoupling track
Length: 8 3/4"
(6-65149) \$6.99




Remote-Control Track with UCS Controller
Length: 8 3/4"
(6-12746) \$13.99

Switches



27" Path Manual Switch
Length: 8 3/4" straight
(6-65021) **Left Hand** \$11.99
(6-65022) **Right Hand** \$11.99



27" Path Remote Control Switch
Length: 8 3/4" straight
(6-65121) **Left Hand** \$19.99
(6-65122) **Right Hand** \$19.99



42" Path Remote Control Switch
Length: 13 5/8" straight
(6-65167) **Left Hand** \$29.99
(6-65168) **Right Hand** \$29.99

O-27, O GAUGE AND LARGE SCALE TRACK

Steel Pins	O Gauge	6-65551	\$1.99
Fibre Pins	O Gauge	6-65543	\$1.99

O Gauge Track Selections

Straight Track



1/2 Straight Track
Length: 5 1/2"
(6-65505) \$1.49



Straight Track
Length: 10"
(6-65500) \$1.99



Extra-Long Straight Track
Length: 40"
(6-65523) \$5.99

Curved Track



1/2 Curved Track
Length: 6"
(6-65504) \$1.49




31" Diameter Curved Track
(8 pieces per circle)
Length: 10 5/8"
(6-65501) \$1.99



54" Diameter Curved Track
(16 pieces per circle)
Length: 10 3/8"
(6-65554) \$3.49



42" Diameter Curved Track
(12 pieces per circle)
Length: 10 1/2"
(6-12925) \$2.99



72" Diameter Curved Track
(16 pieces per circle)
Length: 14"
(6-65572) \$4.29

Specialty



Insulated Track
Length: 10"
(6-12840) \$5.99



Remote-Control Track
Length: 10"
(6-65530) \$29.99



45-degree Crossover
Length: 11 3/4" x 11 3/4"
(6-65545) \$12.99



90-degree Crossover
Length: 8 5/16" x 8 5/16"
(6-65540) \$12.99

O Gauge Track Clips

- Keep your O gauge track sections together with these easy to use slide on clips
- Perfect for keeping temporary or floor layouts together
- Box of 12 (6-12743) \$7.99



Large Scale Track

STRAIGHT TRACK

- Length: 11 3/4" (8-82000) \$3.99



CURVED TRACK

- Length: 13"
- Twelve pieces make a 4.3-foot diameter circle (8-82001) \$3.99



Switches



31" Path Remote Control Switch
Length: 10" straight
(6-14062) **Left Hand** \$59.99
(6-14063) **Right Hand** \$59.99



72" Path Remote Control Switch
Length: 14 1/4" straight
(6-65166) **Left Hand** \$99.99
(6-65165) **Right Hand** \$99.99

Lockon

- Classic Lionel Lockon allows you to easily and quickly connect your power supply to your Lionel Track (6-62900) \$2.49



Lockon With Wires

(6-62905) \$4.99



O-27 Gauge Track Clips

- Keep your O-27 track sections together with these easy to use slide on clips
- Perfect for keeping temporary or floor layouts together
- Box of 12 (6-62901) \$4.99



WIDE RADIUS CURVED TRACK

- Length: 16"
- Twelve pieces make a 5.3-foot diameter circle (8-82004) \$3.99

LOCKON WITH WIRES

- Designed for quick, positive connections between transformers, track and accessories (8-82101) \$5.49


MISCELLANEOUS MAINTENANCE ACCESSORIES

MAINTENANCE & UPGRADE KITS

The Lionel Train Book

How to Build and Operate Your Own Model Railroad

- Learn everything you need to know about setting up and maintaining a Lionel layout, as well as maximizing the enjoyment of your Lionel trains, in the pages of the Lionel Train Book. Included in this reference guide are an overview of product development, updated instructions on the setup and use of the TrainMaster Command Control System, track plans for the floor and tabletop, advice on building scenery and structures, wiring and track how-to, help in choosing steam or diesel locomotives and freight or passenger operations, maintenance and restoration tips techniques, and instructions for operations that best emulate those of prototype railroads.



NEW!

(6-14190) \$24.99

Smoke Fluid

- Designed for use with all Lionel steam and diesel locomotives that feature smoke units

(6-62909) \$5.49



Lubrication/Maintenance Set

- Includes gear lube, oil applicator, track cleaning fluid, track-cleaning eraser and cleaning instructions

(6-62927) \$14.49



Die-Cast Metal Sprung Trucks

- Upgrade your rolling stock trucks
- New metal coupler armature
- Quick and easy to install
- Add weight and improve tracking
- Box of 2

(6-14078) \$12.99

e-news!



Sign up for the Lionel e-newsletter and guarantee the best of

www.lionel.com

delivered directly to your

email box. The Lionel e-newsletter alerts you to what's new at www.lionel.com from premier, uncataloged special introductions, to the latest news and happenings at Lionel. This FREE monthly e-newsletter highlights information we feel is important for you to know about, including products, messages and services.

Visit www.lionel.com and sign up today!

Top Ten Reasons to Visit www.lionel.com

1. **FIND A DEALER** - Locate a Lionel Authorized Value Added Dealer near you.
2. **MONTHLY E-NEWSLETTER** - Get on track with the latest news from Lionel.
3. **VISITOR'S CENTER** - Voted one of the Travel Channel's "Top Ten Toylands!"
4. **LIONEL LICENSING** - Check out the latest in Lionel merchandise from ornaments to T-shirts.
5. **MAGNIVISION** - See details of featured items as if you were holding them right in your hands.
6. **CATALOG** - View the catalog online as if you were holding the real thing.
7. **PARTS LIST/EXPLODED DIAGRAMS** - Need to reference something? Refer to these great guides.
8. **SHIPPING SCHEDULE** - Keep up-to-date on the most current product you can get.
9. **NEWS STAND** - Stop on by and pick up the latest news from Lionel.
10. **REPLACEMENT PARTS** - Missing something? See if Lionel can help you to replace it.



ALL ABOARD!

For more than 25 years, the Lionel RailRoader Club has provided its members with exclusive Lionel news, special promotions, merchandise discounts and Lionel catalogs.

This is your opportunity to join thousands of others in this legendary club.

TO JOIN THE LIONEL RAILROADER CLUB:

Write to: Lionel RailRoader Club
P.O. Box 748
New Baltimore, MI 48047


Call (586) 949-4100 or visit www.lionel.com



Your membership includes these great club benefits for a whole year!

- ✓ Quarterly issues of Inside Track, delivered right to your home. Included in Inside Track are interviews, special promotions, Lionel news and more!
- ✓ Opportunities to purchase special LRRC cars and merchandise.
- ✓ Lionel catalogs delivered to you right off the press, arriving just after our dealers receive them!
- ✓ Collectible, annual club button and LRRC Membership Card.
- ✓ 10% discount on purchases at our Lionel Visitor's Center in Michigan (reservations required!).

At Lionel, we are committed to providing our customers with superior-quality products and service. It is a commitment shared by our many Lionel Authorized Dealers and Lionel Authorized Service Centers around the country. To locate a Dealer or Service Center near you, call 1-800-4LIONEL (1-800-454-6635). Or, call the Lionel Customer Service Center at 586-949-4100. You can also e-mail us at talktous@lionel.com or visit our website at www.lionel.com. Our knowledgeable staff is always eager to help you fully enjoy the magical world of Lionel model trains.



50625 RICHARD W. BOULEVARD
CHESTERFIELD, MICHIGAN
48051-2493
UNITED STATES OF AMERICA
PHONE: 586-949-4100
E-MAIL: TALKTOUS@LIONEL.COM
WWW.LIONEL.COM

COPYRIGHT ©2004 LIONEL L.L.C.

\$5.00

