

HAN
SEN

LIONEL CLASSIC TRAINS VOLUME 2 2001





Welcome to the Lionel Classic II catalog for 2001, featuring the fall and holiday offerings for this year, along with a special glimpse of some of the exciting new products that are on deck for 2002. This year continues to be a time of significant change for all of us at Lionel. Today we are about midway through the move of our manufacturing function, and progress is very encouraging. The first products from our manufacturing partners have passed through our quality assurance labs and distribution center with flying colors. Reports from our dealers and consumers have been very positive, and we feel well positioned to meet all of our shipping commitments for the balance of the year. As we close in on what is certain to be a memorable fourth quarter, I want to thank all of our customers and fans for your patience and support throughout this difficult but exciting time.

Inside this newest Lionel catalog you will find exciting new introductions in motive power, all-new super-detailed rolling stock, fantastic accessories and special limited editions that you won't want to pass up.

On the Lionel website, where you can refer to the electronic version of this catalog any time you come online and visit www.lionel.com, you can now view premier products in MagniVision. This is a new way of providing you with the most detailed visual information about our trains—short of holding them in your hands. In fact, using this extreme close-up tool delivers much more detail than your unaided eye ever could, even with a magnifying glass! If you haven't dropped by the website lately you should—it's really amazing.

Among the many other changes we have made during this transition is the creation of a long-range strategic plan for Lionel. Our management team identified the most important issues our company faces and the strategies for meeting these challenges. Topping the list of initiatives for Lionel is Quality. I have charged all areas of the company with the responsibility to deliver quality in everything we do. It may seem an overused phrase, but quality extends far beyond our product. Our primary concern is that we conceive, plan, design and deliver the best products in the train world. Second is that we support those products through our quality control/quality assurance, sales, advertising, public relations, customer service, finance and all other areas of Lionel. Our job is to delight our customers at every opportunity.

Enjoy your new Classic II catalog for 2001. We think you'll agree that it's packed with an unbeatable Lionel line. But just wait until next year!

Sincerely,

Richard N. Maddox
President and Chief Operating Officer
Lionel LLC



TABLE OF CONTENTS

2001 Products

Christmas Rolling Stock and Christmas Train Sets	2-7
Thomas the Tank Engine Large Scale Set	7
Train Sets	8-15
Steam Locomotives	16-23
Union Pacific Veranda Turbine	24-25
Diesel Engines	26-30
Passenger Cars	31-33
Rolling Stock	34-41
Operating Accessories	42-47

2002 Products

Train Sets	48-49
Steam Locomotives	50-51
Diesel Engines	52-54
Rolling Stock	55-61
Passenger Cars	61
Operating Accessories	62-63

Miscellaneous Accessories/Track/Power

Trackside Accessories	64-69
Power	70-71
TrainMaster Command Control System	70-71
Track	72-75
Maintenance Accessories	76

The following Lionel marks are used throughout this catalog and are protected under law. All rights reserved.

Lionel®, TrainMaster®, Odyssey®, RailSounds™, CrewTalk™, TowerCom™, DynaChuff™, StationSounds™, Pullmor®, ElectroCoupler™, Magne-Traction®, CAB-1 Remote Controller®, American Flyer®, Lionel ZW®, ZW®, MagniVision™

Any reproduction, transmission or dissemination of the material herein is strictly prohibited. Trademarks owned by Lionel LLC are indicated throughout this document. Items depicted in this catalog are subject to change in color, size, design and availability. Retail prices are suggested. See your Authorized Lionel Dealer for more information.

Large Scale Christmas Boxcar

Need an extra large boxcar to hold your holiday cheer? This Large Scale boxcar is decorated for Christmas and ready to roll.

Features:

- Detailed molded, body, frame, trucks, brake wheel, door guides and opening doors, Equipped with Large Scale knuckle couplers and optional hook and loop couplers
- Compatible with most popular Large Scale trains
- Scale: Large Scale
- Length: 16"

(8-87022) \$54.95



Christmas Boxcar

On your layout, around the tree or on your mantle, this boxcar will bring back the memories of this holiday for years to come. Carry on the tradition of collecting Christmas boxcars.

Features:

- Die-cast sprung trucks and operating couplers, Sturdy metal brake wheel, Detailed molded body, Metal frame and door guides, Opening doors
- Scale: O-Gauge
- Minimum Radius: O-27
- Length: 10 1/4"

(6-19998) \$44.95



Christmas Handcar

Santa and Mrs. Claus have developed a great exercise routine. After a few times around the track everyday, they are in great shape for lifting heavy packages. Enjoy this holiday handcar on your layout.

Features:

- Precision can motor, Detailed molded body, frame and figures, Traction tire
- Scale: O-Gauge
- Minimum Radius: O-27
- Length: 4"

(6-18459) \$49.95





Vapor Records Christmas Boxcar

You will be "rockin' around the Christmas tree" with the Vapor Records Christmas boxcar. Enjoy the cool graphics and holiday message on this car.

Features:

- Die-cast sprung trucks and operating couplers, Sturdy metal brake wheel, Detailed molded body, Metal frame, Opening doors
- Scale: O-Gauge
- Minimum Radius: 0-27
- Length: 10 1/4"

(6-36207) \$44.95



American Flyer Christmas Boxcar

Celebrate the holidays with this American Flyer exclusive boxcar. Add this one to your collection, newly decorated for the holidays.

Features:

- Die-cast trucks and operating couplers, Stamped metal frame and door guides, Detailed molded body, brake wheel and opening doors
- Scale S-Gauge
- Length: 8 3/4"

(6-48342) \$54.95



Christmas Vat Car

Big holiday parties call for lots of hot chocolate and eggnog. The Christmas Vat Car will bring your favorite holiday beverages to your layout.

Features:

- Colorful vats, Detailed molded bodies, Metal frame, Die-cast sprung trucks
- Scale: O-Gauge
- Minimum Radius: 0-27
- Length: 11"

(6-19491) \$49.95



Christmas Music Boxcar

Do you hear what I hear? It's the music of the Christmas Music Boxcar. Enjoy 12 of your favorite Christmas tunes and sing along with this specially decorated car.

Features:

- Die-cast sprung trucks and operating couplers, Sturdy metal brake wheel, Detailed molded body, frame, and door guides, Opening doors, 12 Christmas songs, Requires 9 volt battery (not included)
- Scale: O-Gauge
- Minimum Radius: O-27
- Length: 10 1/4"

(6-19888) \$59.95

Christmas Chase Gondola

Mama won't be caught kissing Santa Claus under the mistletoe this year! Mrs. Claus hopes to catch Santa under the mistletoe herself. Have fun with this animated holiday chase gondola!

Features:

- Sturdy metal wheels and axles, Detailed molded body, trucks and operating couplers, Includes one Santa figure and one Mrs. Claus figure that chase each other
- Scale: O-Gauge
- Minimum Radius: O-27
- Length: 10 1/2"

(6-36095) \$59.95



Christmas Operating Dump Car

No matter how warm it is outside, you will have a snowy Christmas with this car.

Features:

- Detailed molded body, Die-cast sprung trucks, Metal brake wheel, Operating couplers, Includes Christmas packages
- Requires remote control track sold separately, 6-65149 or 6-12746 (O-27), 6-65530 (O-Gauge)
- Scale: O-Gauge
- Minimum Radius: O-27
- Length: 10 7/8"

(6-26753) \$44.95



Unload colorful Christmas packages on your layout at the touch of a button!


Christmas Aquarium Car

Getting there is half the fun! Watch these holiday travelers as their sleigh carries them through a snowy landscape. Add this car to your holiday collection, and enjoy the animated scene again and again.

Features:

- Detailed molded body and trucks, Metal frame and brake wheel, Operating couplers, Interior illumination, Sleigh printed on belt moves as the car moves
- Scale: O-Gauge
- Minimum Radius: O-27
- Length: 11"

(6-26752) \$54.95



Opposite side of car with nighttime scene

Christmas Reindeer Car

Santa has recruited the help of the railroad to transport four of his reindeer back to the North Pole. Watch their heads as they peek out of the car. Deliver them to the North Pole in time for their Christmas Eve flight!

Features:

- Detailed molded plastic body, Metal frame, Die-cast sprung trucks, Operating couplers, Bobbing reindeer figures
- Scale: O-Gauge
- Minimum Radius: O-27
- Length: 9"

(6-26743) \$44.95




Large Scale Christmas Set

Santa won't believe his eyes when he sees this fantastic Large Scale Christmas set under the tree! Enjoy the detailed holiday graphics, and celebrate Christmas with this train set year after year.

Features:

- Ready-to-run set with 12 pieces of curved track, Transformer/controller
- All cars made of detailed molded plastic
- Track Diameter: 51"

(8-81019) \$199.95



Large Scale Thomas Set

Join Thomas the Tank Engine and his friends Annie and Clarabel as they journey through the magical Island of Sodor. Imagine that you are Sir Topham Hatt, superintendent of the railway, and keep Thomas running on schedule. You will be delighted to find that Thomas features moving eyes and three changeable expressions. This set provides everything you need to operate the train, including a large loop of track and a brightly colored transformer. All aboard for hours of Thomas & Friends excitement.

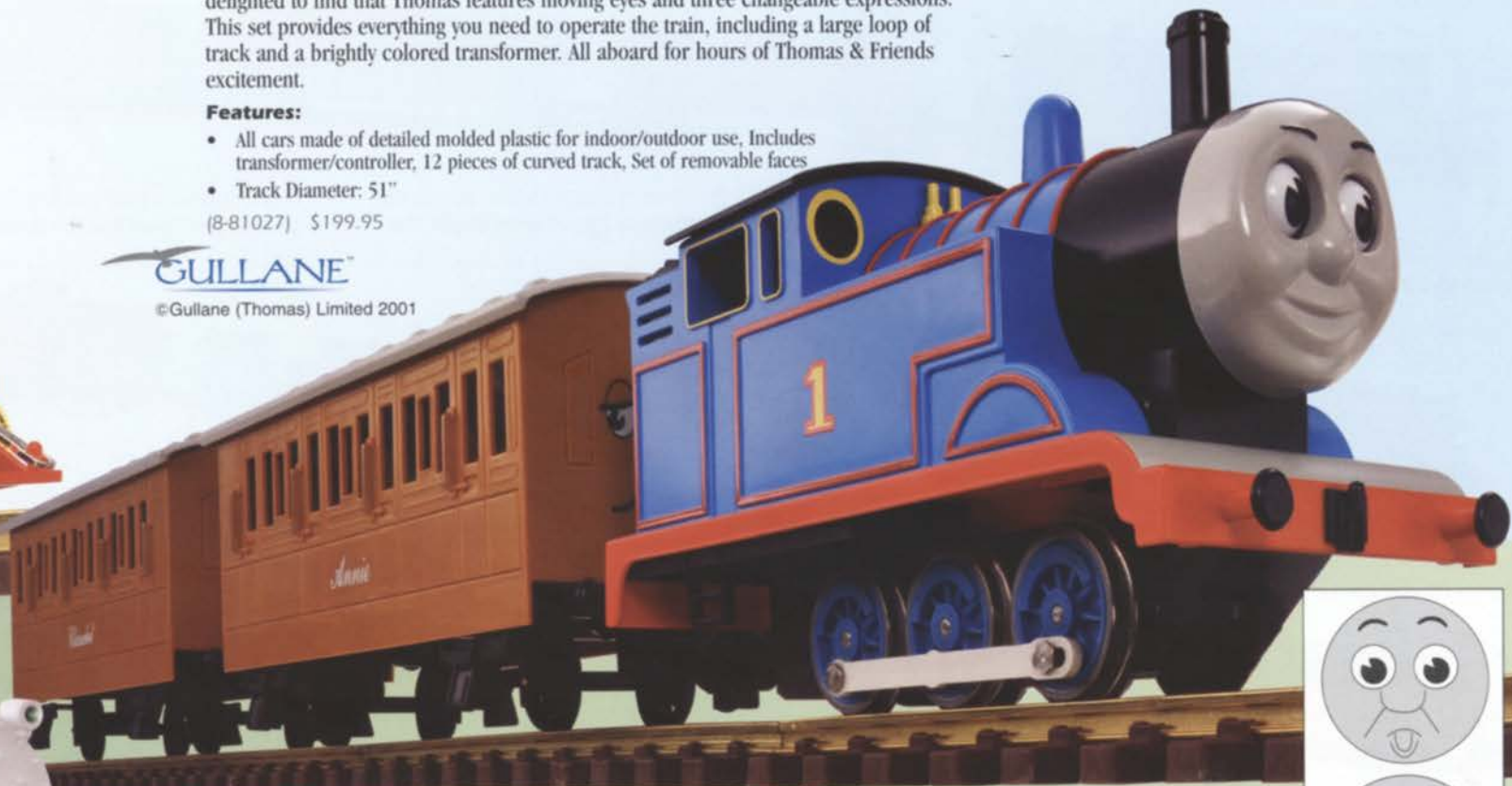
Features:

- All cars made of detailed molded plastic for indoor/outdoor use, Includes transformer/controller, 12 pieces of curved track, Set of removable faces
- Track Diameter: 51"

(8-81027) \$199.95

 GULLANE™

©Gullane (Thomas) Limited 2001




Celebrate a Lionel Christmas Set

You may have hung your stockings on the mantle and strung Christmas lights across the gutters, but do you have your new Christmas train set up under the tree? You aren't ready for the holidays until this festive Christmas Train is parading around your track! This ready-to-run train set features a die-cast steam locomotive, gondola, boxcar and caboose—plus everything else you need to run it.

Features:

- Die-cast steam locomotive with precision can motor, operating headlight and smoke unit, Rolling stock features detailed molded bodies, trucks, operating couplers, frames and brake wheels, Boxcar plays Christmas music (9 volt battery not included), Tender features realistic air whistle, 40 watt/3 amp transformer/controller, 8 pieces of straight and 8 pieces of curved O-27 track

(6-21944) \$199.95



Three molded, interchangeable faces are included with your Thomas set!

Fun Train Sets For The Whole Family

Get started on the right track with a ready-to-run starter set. Each set includes everything that you need to begin your journey into the world of model railroading, a world that Lionel has defined for over 100 years.

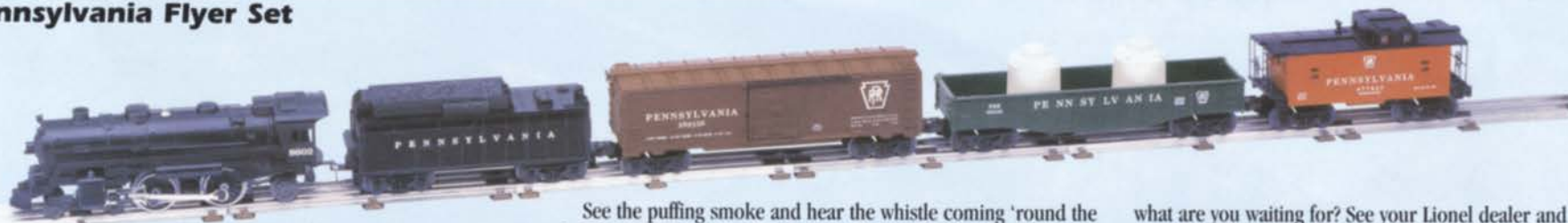
Southern Pacific Diesel Freight Set



The Southern Pacific Diesel Freight Set boasts a tough RS-3 diesel locomotive to dominate its load of heavy freight. This

engine is hard to miss with its bright operating headlight and realistic diesel horn that you command at the touch of a button.

Pennsylvania Flyer Set



See the puffing smoke and hear the whistle coming 'round the bend? It's the fast freight of the Pennsylvania Flyer! Lionel "Flyer" train sets have introduced generations to a lifelong hobby. So

what are you waiting for? See your Lionel dealer and give the gift of tradition and wholesome fun today!

Chessie Diesel Freight Set



There'll be no stopping the bold consist of the Chessie Diesel Freight Set led by a powerful, dual motored GP-38. Check out this set that honors one of the greatest consolidations in railroad history with rolling stock that bears the names of the Baltimore

and Ohio, Chesapeake and Ohio, and the Western Maryland, all railroads that made up the Chessie System. There's even an operating searchlight car and lighted caboose!

New York Central Flyer Set with RailSounds



Want to impress your favorite member of the video game generation? Try the New York Central Freight Set with RailSounds. You'll hear squealing brakes and the synchronized chuffing of a steam locomotive getting under way. You'll be amazed at the

clarity of the crew announcements and the unmistakable steam whistle and bell. See your favorite Lionel dealer and tell him that you want to see and hear this amazing starter set for yourself.

Southern Pacific Diesel Freight Set

Features:

- Detailed molded RS-3 diesel locomotive with precision can motor, transformer controlled forward, neutral and reverse, operating headlight, diesel horn, detailed molded trucks
- Rolling stock features sturdy metal wheels, axles and brake wheels, Detailed molded bodies, frames, trucks and operating couplers, Opening doors on boxcar
- 40 watt/3 amp transformer controller
- 8 pieces of straight and 8 pieces of curved O-27 track

(6-21970) \$139.95




Pennsylvania Flyer Set

Features:

- Die-cast steam locomotive with precision can motor, transformer controlled forward, neutral and reverse, operating headlight and puffing smoke unit, Detailed molded tender body with stamped metal frame and operating air whistle
- Rolling stock features metal wheels, axles and brake wheels, Detailed molded bodies, trucks, frames and operating couplers, Opening doors on boxcar
- 40 watt/3 amp transformer/controller
- 8 pieces of straight and 8 pieces of curved O-27 track

(6-31913) \$169.95



Chessie Diesel Freight Set

Features:

- Detailed molded GP-38 diesel locomotive with dual precision can motors, transformer controlled forward, neutral and reverse, stamped metal frame, operating headlight, diesel horn and molded trucks
- Rolling stock features sturdy metal wheels, axles and brake wheels, Detailed molded bodies, trucks, frames and operating couplers, Operating searchlight, Interior illumination in caboose
- 40 watt/3 amp transformer/controller
- 8 pieces of straight and 8 pieces of curved O-27 track

(6-31915) \$199.95



New York Central Flyer Set with RailSounds

Features:

- Die-cast steam locomotive with precision can motor, transformer controlled forward, neutral and reverse, operating headlight and puffing smoke unit, Detailed molded tender body with stamped metal frame and die-cast trucks, RailSounds with steam sounds, synchronized chuffing, crew announcements, brake squeal, steam whistle and bell
- Rolling stock features painted, detailed molded bodies, sturdy metal wheels, brake wheels and axles, molded trucks and operating couplers, Opening doors on boxcar
- 40 watt/3 amp transformer/controller
- 8 pieces of straight and 8 pieces of curved O-27 track

(6-31914) \$229.95



A Substantial Start

Diesel and steam locomotives, passenger and freight consists, all with a variety of special features, these train sets have something for every model railroader, novice and expert alike. With an 80 watt transformer/controller included, you have the power to quickly expand your railroad empire with additional rolling stock and accessories.


Santa Fe Freight Set



A 4-6-4 Hudson-type steam locomotive pulls the colorfully painted rolling stock of the Santa Fe Freight Set. This set includes a

Santa Fe stock car with horse figures inside, a remote controlled operating log car and a huge figure-8 track layout.

Santa Fe Passenger Set



They didn't call the Santa Fe the "Route of the Warbonnets" for nothing! This spectacular passenger set, dressed in the famous "warbonnet" livery, features illuminated passenger cars with detailed molded interiors. Our famous FT diesel locomotive has

dual motors for speed, precision and power. This set is offered in two versions featuring digital quality sound, either with digital diesel SignalSounds or with the full RailSounds sound system.

Chesapeake and Ohio Steam Freight Set



The Chesapeake and Ohio Freight Set will transport you back to the days when steam reigned supreme. It offers realistic puffing smoke, digital steam sound effects with a locomotive and

tender made of durable metal. With colorful, prototypically decorated rolling stock, and the choice of either SignalSounds or the RailSounds sound system, this set is sure to please.

Texas and Pacific Eagle Passenger Set



Our Texas and Pacific Eagle Passenger Set pays tribute to one of the most elegant passenger trains of the Southwest. This colorful set is led by a die-cast steam locomotive, complete with puffing smoke and powerful headlight, and its stunning Eagle

passenger cars feature brilliant interior illumination. The RailSounds sound system adds realism and excitement.

Santa Fe Freight Set

Features:

- Die-cast steam locomotive with precision can motor, transformer controlled forward, neutral and reverse, traction tires, operating headlight, puffing smoke unit, separately applied metal handrails and spoked drivers, Detailed molded tender with stamped metal frame, die-cast trucks and operating air whistle
- Rolling stock features die-cast sprung trucks (caboose has die-cast trucks), Detailed molded bodies, Sturdy metal wheels, axles and brake wheels, Operating log dump car that works at the push of a button, Four horse figures inside stock car
- 80BW 80 watt transformer/controller, 7 pieces of straight, 1 piece operating straight, and 12 pieces of curved 0-27 track with 90 degree crossover to form figure-8

(6-31916) \$319.95

Santa Fe Passenger Set

Features:

- Detailed molded FT diesel locomotive with dual precision can motors, transformer controlled forward, neutral and reverse, Die-cast trucks and pilot, Stamped metal frame, Operating headlight, SignalSounds with bell and horn or digital RailSounds with bell, horn, diesel engine revving and crew announcements
- Passenger cars consist of two coach cars and an observation car featuring die-cast trucks and operating couplers, Detailed molded bodies and brake wheels, Interior illumination, Detailed interiors with seats and separate compartments, Decorated drumhead, Vinyl diaphragms between cars and opening doors
- 80BW 80 watt transformer/controller
- 8 pieces of straight and 8 pieces of curved 0-27 track

(6-21974) **SignalSounds Version** \$299.95

(6-21973) **RailSounds Version** \$349.95

Chesapeake and Ohio Steam Freight Set

Features:

- Die-cast steam locomotive with precision can motor, traction tires, operating headlight, puffing smoke unit, separately applied metal handrails and spoked drivers, Tender features die-cast body, stamped metal frame, die-cast trucks and the option of the SignalSounds or RailSounds sound system, SignalSounds version includes realistic bell and whistle, RailSounds version includes synchronized chuff, digital bell and whistle, brake squeal and crew announcements
- Rolling stock features die-cast sprung trucks (caboose trucks are die-cast), stamped metal frame on boxcar, metal brake wheels, metal handrails on tank car, metal pipes on flatcar, detailed molded bodies and interior illumination in caboose
- 80BW 80 watt transformer/controller, 8 pieces of straight and 8 pieces of curved 0-27 track

(6-31918) **SignalSounds Version** \$349.95

(6-31904) **RailSounds Version** \$399.95

Texas and Pacific Eagle Passenger Set

Features:

- Die-cast steam locomotive with precision can motor, traction tires, operating headlight, puffing smoke unit, separately applied metal handrails and spoked drivers, Tender features all-new die-cast body, stamped metal frame, die-cast trucks and the RailSounds sound system featuring synchronized chuff, digital bell and whistle, brake squeal and crew announcements
- Baby Madison cars feature die-cast trucks and operating couplers, detailed molded bodies, interior illumination and realistic passenger silhouettes
- 80BW 80 watt transformer/controller, 8 pieces of straight and 8 pieces of curved 0-27 track

(6-31919) \$399.95





Set Includes:

- K4 steam locomotive and tender
- Double door boxcar
- 4-bay coal hopper
- Coil covered gondola
- Porthole cabooses
- 8 pieces of straight and 8 pieces of curved 0-31 track
- 80 watt transformer/controller



Set Includes:

- RS-11 diesel locomotive
- 8000 gallon tank car
- Flatcar with trailer
- 4-bay covered hopper
- Center cupola cabooses
- TrainMaster Command Base
- TrainMaster CAB-1 Remote Controller
- 180 watt PowerHouse Transformer
- PowerHouse Lock-On
- 8 pieces of straight and 8 pieces of curved 0-31 track

Pennsylvania K4 Freight Set

Why settle for anything less? This set features one of the most popular locomotives from one of America's favorite railroads. The classy Pennsylvania K4 was known for its excellent performance and reliability.

Relive the days of mighty steam power as this beautiful die-cast locomotive commands a string of classic freight cars, dressed in accurate color schemes and markings. Everything else you need is



included: a generous oval of O-31 track, a powerful 80 watt transformer and a sleek orange-handled controller.

Looking to start a new hobby—or build your railroad empire—with quality models and substantial equipment? This is the set for you!

Locomotive Features:

- Die-cast steam locomotive and tender, TrainMaster Command Control/RailSounds ready*, Conventional RailSounds sound system with synchronized chuff, digital bell and whistle, squealing brakes and crew announcements, Operating smoke unit and headlight, Traction tires

**You must purchase RailSounds upgrade kit 6-22963 when upgrading to TrainMaster Command Control*

Rolling Stock Features:

- Detailed molded bodies, Die-cast sprung trucks (caboose has die-cast trucks), Stamped metal frame and door guides (boxcar), Metal brake wheels, Interior illumination (caboose only)
- Scale: O-Gauge
- Minimum Radius: O-31
- Set length: 48"

(6-31902) \$649.95

New Haven RS-11 TrainMaster Command Control Set

Bring the power of Lionel TrainMaster Command Control to your layout with the New Haven RS-11 Set. Complete with everything you need to run the Command Control system, this set is as functional as it is stunning! You will love the powerful New Haven RS-11 model and the accurately detailed rolling stock.

Everything you need to enjoy a TrainMaster Command Control layout is in the box. Set up your generous oval of O-31 track, and power it up with your PowerHouse Transformer and Command



Lock-On. Hook up your Command Base, and you are ready to take control of your new railroad empire. Grab your CAB-1 Remote Controller, and walk around the action! Everyone wants to upgrade to a Command Control layout. So why not build one from the start? Order your New Haven RS-11 Command Control Set today!

Engine Features:

- RS-11 diesel with Odyssey System for speed control, Dual precision can motors, TrainMaster Command Control, RailSounds sound system with CrewTalk and TowerCom, Traction tires, Die-cast trucks, pilots and fuel tank, ElectroCouplers, Stamped metal frame and handrails, Detailed molded body, Diesel smoke unit, Operating headlight, Interior illumination, Directional lighting, Engineer figure

Rolling Stock Features:

- Die-cast trucks and operating couplers, Metal handrails (tank car), Detailed molded bodies, Interior illumination (caboose only)
- Scale: O-Gauge
- Minimum Radius: O-31
- Set length: 40"

(6-31905) \$749.95

Blue Comet Passenger set

Sometimes seen racing airplanes en route along the edge of the ocean, the New Jersey Central Blue Comet holds a near mythical status among railfans and railroaders. The train only ran from 1929 to 1941, when relentless competition from the Pennsylvania Railroad and massive proliferation of the automobile brought a premature end to the "Symphony in Blue." Our founder, Joshua Lionel Cowen, frequently rode the Blue Comet between Jersey City and Atlantic City. The stylish train with cars named for the swiftest of comets struck him so deeply that Lionel offered a Standard Gauge model of the train in 1930. Over 70 years later, we are proud to offer a prototypical O-Gauge example of the "Seashore's Finest Train." This passenger set features a baggage car, two coaches, an observation car and the first Blue Comet G3s Pacific, #831.

Our research staff pored over photographs and historical documents. Passenger cars feature full interiors inspired by actual New Jersey Central floor plans. We custom mixed paint to match the Blue Comet's shades of dark royal blue, Jersey cream, and medium Packard blue. We found accurate lettering styles and other details—right down to the correct serial number on the locomotive builder's plate. Even the distinctive whistle, often described as a cross between a steamboat signal and a cathedral organ, was captured in this fantastic model. Imagine a time when the most luxurious train on the planet pulled into the glamorous "Playground of the World." Only 1,000 of these sets will be produced. Do not hesitate before this limited edition train vanishes again, forever into memory.



Locomotive Features:

- Die-cast boiler, tender, frame and trucks, TrainMaster Command Control system, Odyssey System for speed control, RailSounds sound system with CrewTalk chitchat and TowerCom announcement, ElectroCoupler on rear of tender, Wireless tether, Fan driven smoke unit, Traction tires, Operating headlight, Red firebox glow, Metal handrails, Cab window glass, Engineer and fireman figure

Heavyweight Passenger Car Features:

- Set includes one baggage, two coaches and an observation car. All cars feature die-cast trucks and operating couplers, Sturdy metal frame, Detailed molded bodies, Detailed illuminated interiors, Passenger figures, Opening doors, Drumhead on observation car
- Scale: O-Gauge
- Minimum Radius: O-31
- Length: 98"


[6-21787] \$1,399.95



Hiawatha Standard Gauge Passenger Set

In 1935, the Milwaukee Road introduced an all new streamlined passenger train capable of both dizzying speeds and luxurious service. The railroad dubbed this fast and fantastic train The Hiawatha. Relive the days when this colorful engine shot over the Twin Cities-Chicago run like the swiftest arrow. Imagine relaxing in the Tip-Top-Tap while the world outside whizzed by at over 100 miles an hour. Our Standard Gauge model lives up to its

famous namesake. Two Pittman motors power the shrouded 4-6-4 locomotive. Open the hinged roofs of the finely finished cars and see the intricately detailed illuminated interiors. To top it all off, this set offers TrainMaster Command Control and the RailSounds sound system. Brought to you by Lionel, Standard of the World since 1900, this Standard Gauge locomotive and passenger car set will truly be the jewel of any collection.



Hiawatha Passenger Set includes:

- Hiawatha steam locomotive and tender
- Tip-Top-Tap/Express Car
- Coach Car
- Diner Car
- Beaver Tail Observation Car

Locomotive Features:

- Tinplate and die-cast body construction with removable streamlined cowling, Die-cast locomotive frame, Dual High-torque Pittman motors, TrainMaster Command Control system, RailSounds sound system, Fan-driven smoke unit, Operating headlight

Passenger Car Features:

- Passenger cars feature full, illuminated interiors, Hinged roofs for interior viewing, Realistic beaver tail observation design
- Set Length: 11' 7 1/2"
- Scale: Standard Gauge

(6-13004) \$2199.95



Atlantic Coast Line 4-6-4

Santa Fe 4-6-4

Based on the ever popular 4-6-4 Hudson wheel configuration, these durable steam locomotives satisfy the value minded expert and beginner alike. Constructed of tough die-cast metal with realistic puffing smoke and digital sound, these engines can deliver the goods on any layout.

Features:

- Die-cast boiler, tender and tender trucks, Precision can motor, Operating headlight, Puffing smoke unit, Separately applied metal handrails, Spoked metal drivers, Traction tires, SignalSounds sound system with digital bell and whistle, Stamped metal tender frame
- Scale: O-Gauge
- Minimum Radius: O-27
- Length: 19 1/2"



(6-18696) Atlantic Coast Line \$199.95

(6-18697) Santa Fe \$199.95

Auxiliary Water Tenders

Outfit your Denver & Rio Grande Western and Clinchfield Challengers for the long haul with one of these auxiliary water tenders. Equipped with TrainMaster Command Control, directional lighting and ElectroCoupler, these water tenders add another impressive dimension to the already spectacular Challenger locomotives.

Features:

- Die-cast bodies, frames, trucks and operating couplers, TrainMaster Command equipped with directional lighting and ElectroCoupler
- Scale: O-Gauge
- Minimum radius: O-31
- Length: 12"

(6-38038) **Denver & Rio Grande Western** \$249.95

(6-38039) **Clinchfield** \$249.95





Lehigh Valley Camelback Locomotive

The Camelback-type steam locomotive proved very popular with the eastern "Anthracite Roads," such as the Lehigh Valley Railroad. The engine's unusual design, featuring an extra-large and extra-wide firebox allowed it to burn waste anthracite which previously sat in useless piles around the coal mines. Not only cost-efficient, these engines were also fast and relatively clean-burning which made them popular in both freight and passenger service. Loaded with great features, this locomotive will become a fast favorite on your pike.

Features:

- TrainMaster Command Control system, RailSounds sound system with CrewTalk chitchat and TowerCom announcement, Precision can motor with momentum flywheel, Die-cast boiler, boiler frame, tender and tender trucks, ElectroCoupler on rear of tender, Traction tires, Operating headlight, Directional lighting, Red firebox glow, Puffing smoke unit, Engineer and fireman figures
- Scale: O-Gauge
- Minimum Radius: 0-31
- Length: 17 1/2"

(6-38040) \$599.95



Southern Pacific Atlantic

Locomotive #3000 led a long life in the service of the Southern Pacific. The steamer was originally built around the turn of the century as an A-3 class and later rebuilt as an A-6 class by the SP at their Sacramento Shops in 1927. This workhorse spent its last years during the 1940's in the glorious red and orange livery of the SP's signature passenger service as it led the Sacramento Daylight which connected to the famous San Joaquin Daylight at Lathrop, California. It's hard to resist the crisp detail and decoration of this beautiful locomotive, not to mention the power of TrainMaster Command Control. Add a 2-pack of matching SP Daylight Madison cars and you'll have one blazing passenger consist!

Features:

- TrainMaster Command Control system, Odyssey System for speed control, Precision can motor with momentum flywheel, RailSounds sound system with CrewTalk chitchat and TowerCom announcement, Die-cast boiler, tender, trucks and pilots, ElectroCoupler on rear of tender, Puffing smoke unit, Traction tires, Operating headlight, Directional lighting, Red firebox glow, Metal handrails, Engineer and fireman figures
- Scale: O-Gauge
- Minimum Radius: 0-31
- Length: 20 1/2"

(6-28070) \$649.95

Found on page 61



Pennsylvania H-Class Consolidations

The most numerous locomotive on Pennsy's roster during the steam era, the H-Class Consolidation served throughout the railroad's vast system. During the 1930's the railroad sold some of the tough 2-8-0's to its subsidiary roads, the Long Island Rail Road and the Pennsylvania-Reading Seashore. These Consolidations are built with intricate details and your favorite features such as TrainMaster Command Control with RailSounds and the Odyssey System for speed control. Give a member of the Pennsy family a home on your layout today!

Features:

- TrainMaster Command Control system, Odyssey System for speed control, Precision can motor with momentum flywheel, RailSounds sound system with CrewTalk chitchat and TowerCom announcement, Die-cast boiler, tender, trucks and pilots, ElectroCoupler on rear of tender, Puffing smoke unit, Traction tires, Operating headlight, Directional lighting, Red firebox glow, Metal handrails, Engineer and fireman figures
- Scale: O-Gauge
- Minimum radius: 0-31
- Length: 18 1/2"

(6-28086) **Pennsylvania** \$649.95

(6-38036) **Long Island** \$649.95

(6-38037) **Pennsylvania-Reading Seashore** \$649.95

4-6-0 Ten-Wheelers

Round out your roundhouse with a 4-6-0 Ten-Wheeler! First built around the turn of the century, this jack-of-all-trades was able to survive the last fifty years of the steam era. Capable of hauling passenger and freight consists, the 4-6-0 Ten-wheeler proved to be one of the most versatile locomotive designs. Ten-wheelers carried the crops and commuters of Long Island, hustled in branch line service for the New York Central and connected the coal country communities of the Virginian. The versatile 4-6-0 Ten-Wheeler is a workhorse that deserves a place on your pike.

Features:


- All new die-cast boiler, frame, tender and tender trucks, Illuminated headlight, Firebox glow, Traction tires, Puffing smoke unit, Engineer and fireman figures, TrainMaster Command Control system, RailSounds sound system with CrewTalk chitchat and TowerCom announcement, Odyssey System for speed control, ElectroCoupler on rear of tender
- Scale: O-Gauge
- Minimum radius: O-31
- Length: 19 1/2"

(6-28098) **New York Central** \$649.95

(6-38005) **Long Island Rail Road** \$649.95

(6-38004) **Virginian** \$649.95





Dreyfuss Hudson

Beginning in the roaring twenties, Henry Dreyfuss embarked on a quest to redefine the consumer and industrial world of his time. His work ranged from flyswatters and radios to farm tractors and cruise ships. In the late 1930's, at age 34, the industrial designer received possibly his greatest challenge from the New York Central Railroad—merge the sleek aerodynamic form of an airplane with the utilitarian hard edges of a steam locomotive. NYC wanted the vogue of the modern age, in a word "streamline." Refining concepts from the earlier Commodore Vanderbilt, Dreyfuss gave the world an art deco icon—the Dreyfuss J3a Hudson. Instead of obscuring the locomotive's shape with a shroud, he chose to enhance it with a cowl that conformed tightly to the lines of the locomotive and tender. Running gear and other vital parts remained exposed for aesthetic balance and easier maintenance. Christened in 1938, this sleek new Hudson led the famed Twentieth Century Limited which sped passengers between New York and Chicago in 16 hours, the fastest regular service of the time.

Lionel has worked tirelessly to pay tribute to this inspiration of locomotive design. Our Dreyfuss J3a Hudson contains all of your favorite features such as TrainMaster Command Control and RailSounds. Examine the detail and smooth styling. We've truly captured the streamlined spirit of an era. Don't miss out on your opportunity to own this masterpiece of form and function.

Features:

- All new Die-cast boiler, frame and tender, Wireless tether, TrainMaster Command Control system, RailSounds sound system with TowerCom announcement, CrewTalk chitchat and DynaChuff synchronized chuffing sounds, High-torque Pittman motor with momentum flywheel, Puffing smoke unit, MagneTraction, Traction tires, Operating headlight, Directional lighting, Red firebox glow, ElectroCoupler on rear of tender
- Minimum Radius: O-54
- Scale: O-Gauge
- Length: 25"

(6-28084) \$1049.95



Pennsylvania 2-10-4 Chesapeake and Ohio 2-10-4

The 2-10-4 or "Texas type" lived up to its namesake. The gigantic locomotive stood 16' 7" tall and measured 63' 7 3/4" in length without the tender. The Chesapeake and Ohio Railroad had worked with the Erie, Nickel Plate and Pere Marquette railroads to design a fast, mountain climber of an engine capable of single-handedly hauling huge 160 car coal consists. The Pennsylvania Railroad later tested the C&O locomotive. Impressed, Pennsy borrowed from the design and created their own J-class, the largest fleet of 2-10-4's in America.

Note the details on each of these beautiful models. Each has distinctive boiler fronts and tenders appropriate to their railroad. Follow the sharp wrap-around white stripe on the C&O T-1. Get out your magnifying glass and read the builder's plate, accurate in both content and font. On the Pennsylvania J1a, we have striven to replicate the "Pennsy-look" of the loco and tender. We even added separately applied train phone antenna gear along the tender deck. Packed with features and powered by a high-torque Pittman motor, you can't miss with either one of these heavy haulers.

Features:

- Die-cast boiler, frame and tender, Odyssey System for speed control, TrainMaster Command Control system, RailSounds sound system with CrewTalk chitchat, TowerCom announcement and DynaChuff synchronized chuffing sounds, High torque Pittman motor with momentum flywheel, Wireless tether, Puffing smoke unit, Traction tires, Hand applied metal details on boiler, Operating headlights, Illuminated marker lights, number boards and cab interior, Directional lighting, Flickering firebox glow, Cab window glass, Engineer and fireman figures
- Scale: O-Gauge
- Minimum Radius: O-72
- Pennsylvania Length: 29 1/2"
- Chesapeake and Ohio Length: 28"

[6-28078] **Pennsylvania** \$1199.95

[6-28079] **Chesapeake and Ohio** \$1199.95



Pennsylvania 2-10-4



Chesapeake and Ohio 2-10-4

Union Pacific LionMaster 4-6-6-4 Challenger

Own one of the largest and most famous articulated steam locomotives in the world, the Union Pacific 4-6-6-4 Challenger! As part of our LionMaster line of O-31 locomotives, the LionMaster Challenger is built to handle the tight curves of smaller layouts. Each locomotive is packed with exquisite details and pioneering Lionel features such as TrainMaster Command Control, RailSounds and the Odyssey System for speed control. Don't let the guys with the big layouts have all the fun. Ask your dealer for the Union Pacific LionMaster Challenger and own one of the very best values in O-Gauge. What are you waiting for?

Features:

- Die-cast boiler, frame and tender, Odyssey System for speed control, TrainMaster Command Control system, Dual precision can motors with momentum flywheel, Wireless tether, RailSounds sound system with CrewTalk chitchat and TowerCom announcement, Fan-driven smoke unit, Traction tires, Operating headlight, Directional lighting, Red firebox glow, Metal handrails, Cab window glass, Engineer and fireman figures
- Scale: O-Gauge
- Minimum Radius: O-31
- Length: 27 3/4"

[6-28077] \$799.95



Union Pacific LionMaster 4-6-6-4 Challenger

UNION PACIFIC VERANDA TURBINE

Add the Lionel Veranda to your collection – you don't want to miss this one!

After a series of experiments with diesel-turbine power, the Union Pacific Railroad enthusiastically ordered 15 new "Veranda" engines from General Electric, boasting 4,500 h.p. and over 83 feet of length.

These new locomotives had one peculiar feature that would set them apart from the cab unit-type locomotives they resembled: exterior walkways ran from the cab to the rear of these units.

People began to refer to them as "Verandas" because of this porch-like feature,

but don't let the peaceful name give you the wrong idea—these massive locomotives were all about high fuel consumption, high horsepower and high noise levels. The Verandas burned staggering amounts of fuel in order to force compressed air through the turbine blades, and these powerful machines produced incredibly loud roars as the hot turbine exhaust escaped.

Complete with a die-cast auxiliary tender, the Lionel Veranda features powerful motors and is equipped with TrainMaster Command Control, the Odyssey System and RailSounds. This model is rich in details, from the metal handrails to the cab interior. Smoke and operating headlights bring this locomotive to life. You gotta get this tremendous turbine!

Features

Engine:

- Precision can motors with flywheel, TrainMaster Command Control, the Odyssey System for speed control, RailSounds with CrewTalk chitchat and TowerCom announcement, Metal handrails, Stamped metal frame, Die-cast body, trucks and pilot, Operating headlight, Operating ElectroCouplers, 5-chime horn, Engineer and brakeman figures, Dual smoke units

Tender:

- Die-cast body, frame and trucks
- Scale: O-Gauge
- Minimum Radius: O-72
- Length: 30"

(6-18149) **Union Pacific Veranda** \$1249.95





Fairbanks-Morse H16-44

Built from prototype drawings, and packed with every feature that you crave, the Fairbanks-Morse H16-44 stands ready for duty in your yard! These workhorses used the same type of diesel engine made famous on American submarines during WWII. With a design influenced by Raymond Loewy, known for his work on the GG1, the "Baby Trainmaster" is truly a classic locomotive. Add the stylish and sturdy Fairbanks-Morse H16-44 to your collection today!

Features:

- Odyssey System for speed control, TrainMaster Command Control system, Dual precision can motors with momentum flywheel, RailSounds sound system with CrewTalk chitchat and TowerCom announcements, Die-cast trucks, pilots, fuel tank and ElectroCouplers, Stamped metal frame and handrails, Operating headlights, Illuminated number boards, Interior illumination, Directional lighting, Diesel smoke unit, Engineer figure, Separately applied windshield wipers and metal brake wheels, Opening cab doors
- Scale: O-Gauge
- Minimum Radius: O-31
- Length: 15"

(6-28806) **Jersey Central** \$399.95

(6-28811) **Santa Fe** \$399.95

(6-28813) **Milwaukee Road** \$399.95



U30C

Put the U30C—General Electric's best selling U-boat—to work on your layout. Dressed in the colorful schemes of the Seaboard System, the Burlington Route and Union Pacific Railroads, these 3,000 horsepower heavy haulers will provide your empire with all of the necessary locomotive power you need. Perfectly suited for O-31 layouts and complete with the advanced technology that you demand—TrainMaster Command Control, RailSounds and the Odyssey system—these workhorses are a great addition to any pike.

Features:

- Odyssey System for speed control, TrainMaster Command Control system, Dual precision can motors with momentum flywheel, RailSounds sound system with CrewTalk chitchat and TowerCom announcements, Die-cast trucks, pilots, fuel tank and ElectroCouplers, Stamped metal frame and handrails, Operating headlight, Illuminated number boards and marker lights, Interior illumination, Directional lighting, Diesel smoke unit, Engineer figure, Separately applied windshield wipers, Opening cab doors
- Scale: O-Gauge
- Minimum Radius: O-31
- Length: 18"

(6-18274) **Burlington** \$399.95

(6-18276) **Seaboard** \$399.95

(6-18278) **Union Pacific** \$399.95



SD-40-2

Reliability made EMD's SD-40-2 the best-selling six-axle road switcher in history. During the 1970's over 4,000 SD-40-2 were purchased in North America. With 3,000 horsepower generated in its sleek body, the SD-40-2 looked and pulled great. Likewise, this all-new model lives up to its EMD namesake. Offered with the best features at a fantastic price, and in the colorful liveries of the Soo Line and Chessie System, this diesel locomotive is poised to garner top billing on your layout.

Features:

- Odyssey System for speed control, TrainMaster Command Control system, Dual precision can motors with momentum flywheel, RailSounds sound system with CrewTalk chitchat and TowerCom announcements, Die-cast trucks, pilots, fuel tank and ElectroCouplers, Stamped metal frame and handrails, Operating headlight and class lights, Illuminated number boards and marker lights, Interior illumination, Directional lighting, Diesel smoke unit, Engineer figure, Separately applied windshield wipers, Opening cab doors
- Scale: O-Gauge
- Minimum Radius: O-31
- Length: 17 1/4"

(6-28523) **Soo Line** \$429.95

(6-28524) **Chessie** \$429.95

Dash 9-44CW Diesel Locomotives

Inspired by General Electric's popular and powerful diesel, our O-Gauge Dash 9 is true to the original. With warning placards and safety treaded walkways created from actual General Electric drawings, we carefully crafted this diesel to replicate the real thing. These locomotives feature all the bells and whistles that you demand: TrainMaster Command Control system, and the Odyssey System for speed control. We even offered the Union Pacific in two different road numbers so that you can double-head your freight—just like the real thing!

Features:

- Odyssey System for speed control, TrainMaster Command Control system, Dual precision can motors with momentum flywheel, RailSounds sound system with CrewTalk chitchat and TowerCom announcements, Die-cast trucks, pilots, fuel tank and ElectroCouplers, Stamped metal frame and handrails, Traction tires, Operating headlights, Illuminated number boards, Interior illumination, Directional lighting, Diesel smoke unit, Engineer figure, Separately applied windshield wipers, Opening cab doors
- Scale: O-Gauge
- Minimum Radius: O-31
- Length: 17 1/2"

(6-18285) **Union Pacific #9659** \$429.95

(6-18286) **Union Pacific #9717** \$429.95

(6-18287) **Canadian National** \$429.95



Denver & Rio Grande Western F-3 A units

Look out as the mighty Rio Grande F-3 heads a train around the Big Ten Curve, leaving the plains of Denver and its suburbs receding in the distance. The D&RGW relied on EMD's "covered wagons" to haul various passenger and freight trains through the diverse landscape of the west. Lionel is pleased to offer you our F-3 detailed with precision accuracy in complete Rio Grande livery. This is one set of engines that you must have.

Features:

- One powered and one non powered A unit, Dual Pullmor motors, TrainMaster Command Control system, RailSounds sound system with CrewTalk chitchat and TowerCom announcements, Magne-Traction track gripping system, Die-cast frame, trucks, pilots and fuel tanks, ElectroCouplers on engine noses, Detailed molded bodies, Operating headlight, Interior illumination, Directional lighting
- Scale: O-Gauge
- Minimum Radius: O-31
- Set Length: 26 1/2"

(6-14559) \$699.95



Southern Pacific and Missouri Pacific RS-11

As the growing demand for road switchers progressed in 1956, Alco answered with the RS-11. Alco's first engine to utilize the new "251 Vee" power plant, it delivered an impressive 1800 horsepower. Railroads promptly placed their orders for these robust hood units. The RS-11 remained in production until June of 1961, after 356 units had entered service. Our RS-11's are offered, along with the excitement of TrainMaster Command Control, in two classic color schemes.

Features:

- TrainMaster Command Control, RailSounds sound system with CrewTalk chitchat and TowerCom announcements, ElectroCouplers, Directional lighting, Dual precision can motors with flywheels, Die-cast trucks, truck sides, fuel tank and pilots, Detailed molded body, Stamped metal chassis, Traction tires, Illuminated interior and number boards, Fan-driven smoke unit, Metal ladders, Opening cab doors, Engineer figure
- Model: 5001
- Minimum Radius: 0-31
- Length: 14"

(6-28521) **Southern Pacific** \$399.95

(6-28522) **Missouri Pacific** \$399.95



Rock Island E-6 A-A set

Atlantic Coast Line E-6 A-A set

With all new tooling and added details, Lionel celebrates General Motors' Electromotive Corporation's E-6 diesel locomotive. Produced between 1939 and 1942, 121 E-6 units served with 14 railroads. Its raked nose and super streamlined appearance made the E-6 very popular for passenger service. Lionel is pleased to offer this new E-6 in two legendary road names: Atlantic Coast Line and Rock Island.

Our Rock Island E-6 will flash over your tracks in the dashing scarlet "Rocket" paint scheme. Units 628 and 630 saw many runs together on the Chicago-Tucumcari and Denver-Golden State Limited Route.

Aptly named, the "Rockets" approached and sometimes surpassed 100 m.p.h.

The Atlantic Coast Line passenger trains, led by E-6 units, streaked vacationers down to the playgrounds of the Southeast. The railroad acquired both 512 and 513 during the busy 1941-1942 winter season. You can't miss with the royal purple and silver livery of the ACL.

The new Lionel E-6 A-A set contains many separately applied details on the outside, and some of the best electronics in O-Gauge on the inside, including TrainMaster Command Control and the Odyssey System for speed control.

Be sure not to forget the new Atlantic Coast Line and Rock Island Aluminum Passenger Car 4-packs. These all-new passenger cars led by the fantastic Lionel E-6 will make one unforgettable consist on your layout.



E-6 A-A set includes: One powered and one non-powered "A" unit

- Scale: O-Gauge
- Minimum Radius: O-31
- Set Length: 34"

Features:

- TrainMaster Command Control, RailSounds sound system with TowerCom announcement and CrewTalk chitchat, 2 dual can motors with flywheel and the Odyssey System for speed control, ElectroCouplers, Fan-driven smoke unit, Detailed cab interior, Interior illumination, Directional lighting, Operating headlight, Die cast frame, trucks and pilot, Detailed molded body, Opening doors, Engineer figure

(6-14521) **Rock Island** \$649.95

(6-14524) **Atlantic Coast Line** \$649.95





Rock Island Aluminum Passenger Cars 4-pack
Atlantic Coast Line Aluminum Passenger Cars 4-pack

Designed to match the Rock Island and Atlantic Coast Line E-6 sets, these all-new cars are spectacular in their own right. Their body shells are made of real extruded aluminum, reminiscent of the real thing. Look inside in amazement at the detailed interiors. Lionel lets you capture the streamlined style of a long gone chapter of passenger train history with these cars featuring accurate car names and premium decoration. See your authorized Lionel dealer today.

Each 4-pack includes:

- 1 baggage car, 2 coaches, 1 observation car

Features:

- Extruded aluminum bodies, Die-cast trucks, Stamped metal frame, Interior illumination, Detailed interiors, Seated figures, Magnetic couplers, Opening doors (Baggage only)
- Scale: O-Gauge
- Minimum Radius: O-31
- Length: 15" each

(6-39141) **Rock Island** \$399.95

(6-39169) **Atlantic Coast Line** \$399.95





Alaska Railroad Streamliner 2-Pack



Baltimore and Ohio Streamliner 2-Pack



New York Central Streamliner 2-Pack



Pennsylvania Streamliner 2-Pack

Streamliner 2-Packs

Relive the thrill of traveling in style with the Streamliner passenger cars from Lionel. Inspired by real streamliners, these cars are rich in details, from the sharp color schemes, to the detailed, illuminated interiors. Choose from the Alaska, New York Central, Baltimore and Ohio, and Pennsylvania Railroads.

Features:

- Die-cast trucks and operating couplers, Detailed molded bodies, Full real-life interiors, Interior illumination, Vinyl diaphragms between cars, Opening doors
- Scale: O-Gauge
- Minimum Radius: 0-27
- Set Length: 26 1/2"

Alaska Railroad Streamliner 2-Pack
(6-39053) \$109.95

New York Central Streamliner 2-Pack
(6-39056) \$109.95

Baltimore and Ohio Streamliner 2-Pack
(6-39062) \$109.95

Pennsylvania Streamliner 2-Pack
(6-39092) \$109.95

Aluminum Passenger Car 2-Packs

"All aboard!" These incredible aluminum passenger cars are bound for your layout. Just imagine these sleek cars parading around your track, featuring real extruded aluminum bodies. Each 2-pack is designed to perfectly match its previous set offering. With Lionel, you can build the greatest passenger consists that ever rode the rails.

Features:

- Aluminum bodies, Stamped metal frames, Die-cast trucks, Interior lighting, Operating couplers, Passenger silhouettes
- Scale: O-Gauge
- Minimum Radius: 0-31
- Set Length: 32"

Canadian Pacific Aluminum Passenger Car 2-Pack
[6-39151] \$199.95

Southern Aluminum Passenger Car 2-Pack
[6-39157] \$199.95

Kansas City Southern Aluminum Passenger Car 2-Pack
[6-39160] \$199.95

Erie Lackawanna Aluminum Passenger Car 2-Pack
[6-39163] \$199.95

Texas Special Aluminum Passenger Car 2-Pack
[6-39166] \$199.99



Canadian Pacific Aluminum Passenger Car 2-Pack (Baggage-Diner)



Southern Aluminum Passenger Car 2-Pack (Combination-Diner)



Kansas City Southern Aluminum Passenger Car 2-Pack (Combination-Diner)



Erie Lackawanna Aluminum Passenger Car 2-Pack (Combination-Coach)



Texas Special Aluminum Passenger Car 2-Pack (Combination-Diner)

All New Lionel Extended Vision and Bay Window Caboosees

Save the best for last with a caboose that is second to none! The all-new Lionel Extended Vision and Bay Window Caboosees boast brand-new features—fully detailed, illuminated interiors, carefully modeled exterior details, and even a smoke unit to add to the realism. From exciting color schemes to separately applied details, including metal handrails and catwalks, these cabooses are truly top of the line!

Extended Vision Caboosees

With a new Extended Vision Caboose behind your favorite Lionel locomotive and rolling stock, your consist will be rich in features and separately applied detail from head to tail! An Extended Vision Caboose gives the conductor the best of both worlds—the height of a cupola and the width of a bay window. He can see above and around the larger freight cars from his seat in the widened cupola.

From top to bottom, each caboose is inspired by the real thing. Notice the bright liveries and sharply molded exteriors. The special white cupola of the Santa Fe caboose signified its role in run-through service between Kansas City and Elkhart, Indiana on Conrail. Employees of the Union Pacific authored the safety slogans that appeared on the sides of that railroad's cabooses. This level of detail and accuracy exists on the inside of each car as well. Remove the cupola, or peer through a window, and you will find a new fully detailed, illuminated interior. See your authorized Lionel dealer today and ask to see the all-new Lionel Extended Vision Caboosees.

Features:

- Detailed molded body, New detailed illuminated interiors, Exterior lighting, Smoke unit with smoke fluid included, New die-cast sprung trucks and couplers, Metal catwalk and handrails, Magnetic couplers, Opening doors, Figures
- Scale: O-Gauge
- Minimum Radius: O-27
- Length: 10 1/8"

Chesapeake and Ohio Extended Vision Caboose
(6-17627) \$79.95

BNSF Extended Vision Caboose
(6-17628) \$79.95

Santa Fe Extended Vision Caboose
(6-17629) \$79.95

Union Pacific Extended Vision Caboose
(6-17630) \$79.95



*Removable cupola,
showing detailed
interior.*

Bay Window Caboosees

Like the extended vision caboose, the bay window caboose allowed the conductor to see around the larger freight cars. Rather than extending the cupola, the "crow's nest" was abandoned all together. Instead, the sides of these cabooses featured extended "bay windows". Wider freight cars were no longer a problem. Modeled with the same detail and accuracy that went into the Extended Vision Caboosees, these cars are sure to enhance your entire train.

We've chosen some real railroad gems to model. The Delaware and Hudson Bay Window Caboose livens up your layout with its sesquicentennial livery, evidence of its role at the end of the D&H anniversary train. Relive the days when Century Green adorned New York Central cabooses. Note the special class N-7B bay window structure. Each caboose features fully detailed, illuminated interiors and a smoke unit. Visit your dealer today, and see why the Lionel Bay Window Caboosees are some of the most incredible caboosees on the market!

Features:

- Detailed molded body, New detailed illuminated interiors, Exterior lighting, Smoke unit with smoke fluid included, New die-cast sprung trucks and couplers, Metal catwalk and handrails, Magnetic couplers, Opening doors, Figures
- Scale: O-Gauge
- Minimum Radius: O-27
- Length: 10 1/2"



Virginian Bay Window Caboose
(6-17631) \$79.95

CSX Bay Window Caboose
(6-17632) \$79.95

New York Central Bay Window Caboose
(6-17633) \$79.95

Delaware and Hudson Bay Window Caboose
(6-17634) \$79.95



Unibody Tank Cars

Add a realistic component of modern industry to your layout with these cars from the Southern Railroad and the Koppers Company, known best for treating railroad ties and telephone poles with creosote to prevent decay. Each Unibody Tank Car features new die-cast details, including the top platform, frame ends and air cylinder structures. See your authorized Lionel dealer today!

Features:

- Die-cast sprung trucks and magnetic couplers
- **New Tooling:** Die-cast top platform, frame ends and air cylinder
- Metal handrails, ladder and brake wheel with attached brake chain, and separately applied warning placards
- Detailed molded body
- Scale: O-Gauge
- Minimum Radius: O-27
- Length: 11 1/8"

(6-17918) **Southern Unibody Tank Car** \$54.95

(6-17919) **Koppers Unibody Tank Car** \$54.95



Chessie System Predecessor 9464 Boxcars

Look what the cat dragged in! Represent Chessie's past with the boxcars of the Baltimore & Ohio, Chesapeake & Ohio, and Western Maryland Railroads. With the colorful B&O and C&O boxcars, you will revive the "Less than Car Load" services offered by these railroads to compete with the trucking industry. With the Western Maryland boxcar, you will rediscover the "fireball" herald that appeared on only two boxcars. Bring the sharp color schemes and crisp detail of these cars to your layout.

Features:

- Die-cast sprung trucks, couplers and frames, Metal brake wheel, Detailed molded bodies with opening doors
- Scale: O-Gauge
- Minimum Radius: O-27
- Length: 11 1/8"

(6-17268) **Chesapeake & Ohio Boxcar** \$59.95

(6-17269) **Western Maryland Boxcar** \$59.95

(6-17270) **Baltimore & Ohio Boxcar** \$59.95



Double Door Boxcars

These double door boxcars are loaded with auto frames and ready to go! Show off the bold red, black and white of the Soo Line boxcar and the wild magenta of the DT&I boxcar on your layout.

Features:

- Die-cast sprung trucks, operating magnetic couplers and detailed molded bodies with opening doors
- Stacks of auto frames loaded inside
- Scale: O-Gauge
- Minimum Radius: O-31
- Length: 13 3/4"

(6-17273) **Detroit, Toledo & Ironton Double Door Boxcar** \$64.95

(6-17274) **Soo Line Double Door Boxcar** \$64.95



Skeleton Log Cars

Don't let the name scare you. Nothing was frightening about the skeleton log cars, except for the massive logs that they carried! Capable of transporting gigantic redwood trunks, these proved extremely useful to the logging industry around the turn of the twentieth century. Lionel offers new detailed models of the Skeleton Log Car, complete with actual scale-sized logs. Each Skeleton Log Car features brake rigging and air cylinders. Model an old time logging operation with a set of these cars behind your Western Maryland or West Side Lumber Shay locomotives.

Features:

- Die-cast body, sprung trucks and magnetic couplers, Detailed molded brake rigging and air cylinder, Natural log attached to car with two chains.
- Scale: O-Gauge
- Minimum Radius: O-27
- Length: 9"



(6-19492) **Western Maryland Skeleton Log Car 3-Pack** \$124.95

(6-19496) **West Side Lumber Skeleton Log Car 3-Pack** \$124.95



Bathtub Gondolas

The new Lionel Bathtub Gondola 3-packs will turn your ideas of rolling stock upside-down! These colorful gondolas, modeled after the aluminum cars of the modern coal hauling industry, are also called coalporters. We even included functioning rotating couplers, just like the prototype. With the Lionel Rotary Coal Tipple (found on page 46), you can unload coal just like a pro: pull into the Coal Tipple, and turn the entire car upside-down! The incredible new rotating couplers allow for this realistic function without the need for uncoupling. You won't find this revolutionary feature from anyone else in O-Gauge! See your authorized Lionel dealer, and get yours today!

Features:

- Die-cast sprung trucks and rotational couplers, detailed molded body, metal brake wheel
- Scale: O-gauge
- Minimum Radius: O-31
- Length: 11 3/4" each

Burlington Northern Bathtub Gondola (3-Pack)
(6-17417) \$149.95

CSX Bathtub Gondola (3-Pack)
(6-17421) \$149.95



Hopper 6-Packs

The Lionel Hopper 6-packs are loaded with coal, and ready to roll! These cars allow you to model quite an impressive coal train. You get a long string of 6 hoppers, complete with authentic markings and numberings consistent with our earlier offering of C&O and Virginian hopper 6-packs. With the addition of these 6-packs to your first C & O and Virginian hoppers, you can truly replicate staggering mile-long coal country consists of days gone by.

What is the perfect engine to command these incredible cars? The mighty Allegheny locomotive! Pull these cars behind your Allegheny and bring the glory days of coal hauling to your layout!

Features:

- Detailed molded bodies and frames, Die-cast sprung trucks, Operating couplers, Molded coal load
- Scale: O-Gauge
- Minimum Radius: O-31
- Length: 12 3/8" each

(6-21792) **Chesapeake and Ohio Hopper 6-Pack** \$249.95

(6-21793) **Virginian Hopper 6-Pack** \$249.95



Pacific Fruit Express Reefer 6-Pack

Bring home a set of these cool cars! Out west, the Pacific Fruit Express was very important to agriculture. The farming industry relied on this huge fleet of brightly colored reefers to transport their products. These sturdy cars feature the vibrant PFE color scheme, and are equipped with a die-cast frame and trucks. This is the perfect string to pull behind your Lionel Union Pacific Big Boy locomotive or Union Pacific Challenger. Build your PFE reefer consist today!


Features:

- Detailed molded body with opening plug doors, Die-cast sprung trucks and frame, Operating couplers
- Scale: O-Gauge
- Minimum Radius: O-31
- Length: 11" each

(6-17319) **Pacific Fruit Express Reefer 6-Pack** \$279.95



NEW!



Libby's Vat Car

Aloha! Bring a classic piece of rolling stock to your layout with the Libby's Crushed Pineapple Vat Car. This car features four silver vats, each decorated with black and red markings. Libby's Vat Car is a postwar favorite—collect yours today!

Features:

- Detailed molded body and vats, Stamped metal frame, Die-cast sprung trucks, Operating Couplers
- Scale: O-Gauge
- Minimum Radius: O-27
- Length: 11"

(6-19490) \$49.95



Bat Aquarium Car

Take Cover!!! Watch out for the horde of bats flying down the tracks. As the car rolls through the night, the bats swarm past a cemetery and a haunted house. Bring some terrifyingly good fun to your layout!

Features:

- Stamped metal frame and brake wheel, Detailed molded body, trucks and operating couplers, Interior illumination, Bats printed on belt move around the car as it moves
- Scale: O-Gauge
- Minimum Radius: O-27
- Length: 10 1/2"

(6-26747) \$54.95

Sheriff and Outlaw Car

Stick 'em up! The sheriff and the outlaw are exchanging gunfire on the roof of this speeding stockcar! The sheriff is bound and determined to bring this bandit to justice, and the outlaw is doing his best to out-shoot the sheriff. Among Lionel postwar rolling stock, this car is a favorite! WANTED: Children of all ages to enjoy some good, old-fashioned fun!

Features:

- 2 figures alternately bob up and down through roof openings
- Detailed molded body, Stamped metal frame, Die-cast trucks, Operating couplers
- Scale: O-Gauge
- Minimum Radius: O-27
- Length: 9"

(6-26765) \$59.95



AEC Security Caboose

Protect your favorite AEC rolling stock or your Lionel Nuclear Reactor accessory with the AEC Security Caboose. With this car on duty, there is no chance that terrorists could capture the hazardous cargo on your layout. This armed caboose features a rotating searchlight to scan the sky and the horizon for the enemy. Add this car to your "radioactive" collection, and you'll have a blast!

Features:

- Detailed molded body, Die-cast trucks, Operating Couplers, Rotating searchlight
- Scale: O-Gauge
- Minimum Radius: O-27
- Length: 10 1/2"

(6-26761) \$59.95



Priority Mail Operating Boxcar


Add the speedy delivery of Priority Mail to your fast freight line. At the touch of a button, the diligent clerk unloads the day's mail. Officially licensed by the U.S. Postal Service, this car brings fun and realism to any pike.

Features:

- Stamped metal frame and brake wheel, Die-cast sprung trucks, Detailed molded body, Operating couplers
- Scale: O-Gauge
- Minimum Radius: O-27
- Length: 10 7/8"

(6-26766) \$64.95





Monday Night Football 2-Pack

The gridiron meets the high iron with this exciting 2-pack. Watch in amazement as the television car zooms by. The camera rotates to capture all the action as the technician monitors the game on his illuminated screen. The ABC Sports crew rushes to the game in style, complete with their Monday Night Football trailer in tow. Sports fans and rail fans alike will not want to miss this very special offering!

Set includes:

- 1 operating television car and 1 flatcar with a Monday Night Football trailer

Features:

- Detailed molded bodies, Die-cast trucks and operating couplers, Rotating camera and light bank on television car, Illuminated screen on television car, Technician and cameraman figure on television car, Removable semi trailer on flat car
- Scale: O-Gauge
- Minimum Radius: O-27
- Length of set: 17 1/2"

(6-21783) \$84.95

Bethlehem Steel Operating Welding Car

Our busy welder doesn't even wait until the train stops to begin his repairs. As the car rolls down the track, he approaches a stanchion to mend a cracked fitting. Once there, he lights his torch and the brilliant blue sparks reflect off of his silver mask. Decorated with the famous markings of one of the oldest names in the steel industry, this action-packed car is a must-have!

Features:

- Detailed molded body and frame, Die-cast trucks, Operating couplers, Metal brake wheel, Welder moves back and forth as car moves forward, Blue LED shines to simulate welding
- Scale: O-Gauge
- Minimum Radius: O-27
- Length: 11"

(6-26764) \$79.95

Alaska Extension Searchlight Car

Here is your chance to own this sturdy, classic searchlight car! The Lionel Extension Searchlight Car has been illuminating layouts for 45 years. This tough depressed-center flatcar features a molded generator and a detachable searchlight, complete with a spool of wire. With its removable light, this car will draw attention to your entire collection.

Features:

- Detailed molded flatcar and generator, Die-cast trucks, Removable searchlight, Spool of wire, Operating Couplers
- Scale: O-Gauge
- Minimum Radius: O-27
- Length: 9 1/4"

(6-26793) \$59.95

Wabash Brake Man Car

Hit the deck! Walking on the tops of moving freight cars, the brakeman risked life and limb everyday. He knew that a low bridge or tunnel could prematurely end his career. The brakeman was trained hit the deck as soon as he felt the tell-tales, pieces of rope hanging over the track to warn of a low clearance ahead. Watch him in action with this accessory—this wise brakeman really lays down on the roof when passing under the telltales. Don't miss this classic!

Features:

- Detailed molded body, Stamped metal frame and door guides, Die-cast trucks, Operating couplers, Brake man figures lies flat on roof when passing under tell tales, Two sets of tell-tales
- Scale: O-Gauge
- Minimum Radius: O-27
- Length: 10 1/4"

(6-26770) \$89.95





Lighted Lock-On

Run track power through the Lighted Lock-On. Clip this Lock-On to the track, and the green light lets you know when you have track power. Once you see the green, you know you're ready to go!

(6-14112) \$9.95



Shown in O-Gauge environment

AMERICAN FLYER

American Flyer Sawmill

Watch as the American Flyer Sawmill comes to life! This accessory features the illusion of a log being split down the middle as it rides through whirling saw blades. Once the board appears, you can operate the boom to load it into a waiting freight car. What's more, it's perfect for S-Gauge and O-Gauge environments. You are ready to transport this lumber to a construction site anywhere on your expanding layout!

Features:

- Detailed molded construction, Moving car with half dowel runs back and forth in channel past rotating plastic blade, Simulated sawdust pile, Includes eight wood boards, 1 log, Remote control
- Dimensions: Approximately 14" X 6" x 8"

(6-49806) \$99.95




497 Coaling Station

Bring this accessory to your layout for lots of interactive fun. You can empty your Coal Dump Car into a trackside bin, which is then poured into the coaling structure above the track—all by remote control. Now you are ready to drop the coal load into any freight car waiting below! Operate this classic accessory on your layout.

Features:

- Stamped metal base, legs and structure, Detailed molded receiving bin, roof and chutes, Remote controller allows operation of receiving bin and opening of chute doors, Includes one piece of operating track to trigger dumping of coal into receiving bin
- Dimensions: 9 1/2" x 6" x 10"

(6-14107) \$129.95



Red Baron Pylon

Witness the legendary Red Baron in action—right on your layout! It appears that the British plane has chased the Red Baron all the way back to his home airfield. Now these two pilots are engaged in a thrilling dogfight, zooming around the pylon. The Red Baron Pylon is sure to impress you—check out the illustrated interior and the awesome WWI airplanes.

Features:

- Powered by precision can motor, Stamped metal tower, Detailed molded base, building and tower top, Two molded airplanes attach to dual metal arms and fly around the tower, Interior building illumination
- Dimensions: 5 3/4" x 5 3/4" x 14 1/4"

(6-14101) \$129.95

Lighthouse

Inspired by the lighthouse at Cape Hatteras, North Carolina, the Lionel Lighthouse will bring back memories of sandy beaches and the blue ocean. This accessory is sure to get your attention with a rotating beacon and operating foghorn, just like the real thing. Add this incredible landmark to your layout—or to your lighthouse collection.

Features:

- Stamped metal tower and tower base, Pewter platform, Detailed molded base, tower cap and house, Rotating operating searchlight with glass lenses, Interior illumination, realistic foghorn sounds
- Dimensions: 12" x 8" x 18"

(6-14087) \$159.95



Heliport

The Lionel Heliport is clear for landing on your layout! This accessory features a helicopter that actually launches. Bring some high-flying action to your layout with this classic accessory.

Features:

- Remote controlled helicopter launch, Detailed molded body and helicopter, Interior illumination
- Dimensions: 11" x 5" x 6"

(6-14084) \$99.95



Haunted House

Petrify the passengers, frighten the firemen, and horrify the hobos on your layout with the Lionel Haunted House. This accessory is spooky enough to give even the bravest engineer a good case of the goosebumps.

The Lionel Haunted House is packed with frightening features. You will shake and shiver each time your train passes this accessory, waking up all the ghouls within. Witness the Witch flying on her broomstick, and gawk at the ghost as he peeks through the roof. Scary sounds and eerie illumination make this accessory lots of fun!

Features:

- Detailed molded building
- Flashing interior illumination
- Witch circles the house on rotating arm
- Ghost bobs up and down in roof
- Scary sounds
- Dimensions: 10 7/8" x 6 7/8" x 11 1/2"

(6-14072) \$199.95



Transfer Table/Extension

The Lionel Transfer Table is a fun, interactive way of switching your rolling stock. To switch tracks, simply drive your locomotive onto the moving platform, then maneuver the platform to the appropriate track. As soon as this switching table matches up with the new line of track, a light comes on, and your locomotive is ready to roll!

You can switch your locomotives between as many tracks as you like with the addition of more 350-50 Engine Transfer Table Extensions.

Features:

- Powered table that moves locomotive across its base to switch to different tracks
- Stamped metal construction
- Detailed molded control booth
- 350-50 Extension includes metal base only
- DC Can motor
- Light indicates that the switching table has lined up with the track
- Table Dimensions for 350 and 350-50: 17 1/2" x 10 3/8"

(6-14113) 350 Engine Transfer Table \$199.95

(6-14114) 350-50 Engine Transfer Table Extension \$49.95






Aquarium

Run your main line to this magical world under the sea—The Lionel Aquarium. A colorful art deco building with interior and exterior lighting surrounds the aquatic action—fish appear to really swim around in the tanks. Don't forget the train platform on the back of the building to unload new visitors via your favorite passenger cars or new residents via a Lionel Aquarium Car. Bring this incredible accessory to your layout!

Features:

- Detailed molded building
- Interior and exterior illumination
- Animated fish scene (2 moving filmstrips move in opposite directions for 3D-effect)
- Dimensions: 11 1/2" x 16 1/4" x 6 1/2"

(6-14105) \$279.95



175 Rocket Launcher

All systems are "Go" for takeoff! Relive the proud days when the United States of America made its first great advances in the exploration of outer space with the 175 Rocket Launcher. Based on the original Postwar accessory, this Rocket Launcher features some exciting new technology.

Operate your motorized gantry crane to prepare your rocket for launch. When you are ready, begin the 10-second countdown. Watch in suspense as the seconds are displayed on the LCD digital display. At approximately T-3 seconds, you will witness smoke billowing from the rocket platform. At T-1 second, flashing red lights will create the illusion of rocket ignition. After the last second is marked, your rocket will actually launch!

Features:

- Detailed molded body
- Stamped metal frame
- Can motor for gantry crane movement
- Control panel has modified LCD digital screen
- Lighted ignition illusion
- Smoke Unit
- Launching rocket
- Dimensions 11" x 11" x 17"

(6-14102) \$299.95

397 Coal Loader


Being naughty has its benefits, too—put all that coal you got for Christmas to good use with the 397 Coal Loader! Entirely remote-controlled, this classic accessory loads coal by means of a conveyor belt. Dump some coal into the receiving tray on this accessory, and the vibrating motor will move the coal to the top. Here, the coal is scooped up by the conveyor belt and dropped into a waiting freight car.

For even more fun, place this old classic under the new Rotary Coal Tipple to reload your Bathtub Gondolas and start the action again!

Features:

- Precision can motor, Die-cast base, Stamped metal conveyor, support, and frame, Detailed molded tray and engine cover, Rubber conveyor belt, Bag of Lionel coal, Controller included
- Dimensions: 10 1/6" x 7 7/16" x 6"

(6-14157) \$179.95



Rotary Coal Tipple

Introducing the incredible Lionel Rotary Coal Tipple—the ultimate in prototypical function and railroading fun! To unload, this accessory flips the Bathtub Gondola upside down dumping the coal while the car remains on the track, coupled to the rest of the Bathtub Gondola consist. We modeled this accessory after the functionality of real-life coal tipples. You won't find one from anyone else. Lionel is proud to be the first to offer in O-Gauge, a functioning Rotary Coal Tipple.

The Rotary Coal Tipple includes one Bathtub Gondola with dual rotating couplers and a complete trestle set. Simply pull your train through the structure, stopping when a Bathtub Gondola is in place. Operated by remote control, the Rotary Coal Tipple clamps the gondola to the track, and both the track and the gondola are turned upside-down! Thanks to the new rotating couplers, there is no need to uncouple during the "flip."

For even more fun, place a 397 Operating Coal Loader below the Rotary Coal Dump to reload your gondolas, and don't forget your 3-pack of Bathtub Gondolas—rotating couplers allow each of these cars to work with this accessory.

The Rotary Coal Tipple revolutionizes model railroad accessories! See your authorized Lionel dealer, and bring one to your layout today.

Features:

- Precision can motor
- Detailed molded plastic base and structure
- Rotating track section
- Full graduated trestle set
- Dual rotary coupler bathtub gondola
- Remote controller
- Bag of Lionel coal
- Dimensions: 14 1/2" x 14 1/2" x 11 1/2"

(6-32910) \$449.95



Bathtub Gondolas

Features:

- Die-cast sprung trucks and rotary couplers, Detailed molded body, Metal brake wheel
- Scale: O-gauge
- Minimum Radius: O-31
- Length: 11 3/4"


(6-17417) Burlington Northern Bathtub Gondola (3-Pack) \$149.95

(6-17421) CSX Bathtub Gondola (3-Pack) \$149.95




(See pages 38-39)





One dual rotary coupler bathtub gondola included



Conceptual model shown





Girl's Set

The classic Lionel Girl's Set has a history of surprises! When this pastel-colored set was first produced, it was expected to be a favorite toy among girls. Much to everyone's surprise, demand for this toy was extremely low. Apparently, no one wanted a pink engine and brightly colored freight cars—even girls. The Girl's Set would surprise everyone again in more recent times. Because only a small number of sets were sold in the 1950's, collectors find these rare sets extremely desirable. The Girl's Set went from problem to prize! Collect this famous set and enjoy the famous-name freight cars with these unusual, bright color schemes.



Exploding Boxcar

Ka-boom! Test your aim with the Exploding Boxcar. When struck by a missile, this car will fly into pieces. Quickly gather and reassemble the "fragments", and you are all set for another direct hit! Look out for more space and military blasts from the past, coming soon.

Features:

- Detailed molded body
- Stamped metal frame
- Die-cast trucks
- Operating couplers
- Mechanism to cause car to fly apart when hit with a projectile
- Scale: O-Gauge
- Minimum Radius O-27
- Length: 10 1/4"

(6-26763) \$49.95

Features:**Locomotive:**

- Pullmor Motor
- MagneTraction
- Die-cast frame and body
- Fixed front coupler
- Magnetic coupler on tender
- Operating headlights
- Interior Light
- Puffing smoke unit
- Electronic whistle
- Fireman/Engineer figures

Rolling Stock:

- Detailed molded tender with die-cast trucks and metal frame
- Two 6464 Boxcars with detailed molded body, Metal frame and door guides, and Die-cast trucks
- Gondola with plastic body, die-cast trucks, and four canisters
- Four bay hopper with plastic body, metal frames, and die-cast trucks
- Porthole caboose with Detailed molded body, Die-cast trucks, Stamped metal frame, and interior illumination
- Scale: O-Gauge
- Minimum Radius: O-27
- Length: Approximately 48"

(6-31700) \$499.95

**Minuteman Car**

Give the order to go to DEFCON 1, and proceed to attack the enemy with this missile-launching boxcar. Concealed inside the Minuteman Car, a missile is ready for launch. Position the launch mechanism over a section of operating track, and victory is yours at the press of the button!

Features:

- Detailed molded body
- Stamped metal frame
- Die-cast trucks
- Operating couplers
- Includes red and white missile
- Scale: O-Gauge
- Minimum Radius O-27
- Length: 10 1/4"

(6-26762) \$59.95

0-8-0 Steam Locomotives

Affectionately known as the "yard goat," the 0-8-0 could handle any switching task that a railroad had to offer. Although based on U.S.R.A. designs of the early twentieth century, these tough little engines lasted into the diesel era of the 1950's. More 0-8-0's were produced than any other design of the United States Railway Administration.

The Lionel 0-8-0 features all-new tooling with many separately applied details. These engines run with the smooth power of the Odyssey System for speed control. Just imagine all that you can accomplish in your freight yards with the versatility of this TrainMaster Command controlled locomotive. Even the synchronized chuffing feature of the 0-8-0's RailSounds sound system was engineered to most accurately reflect a hard-working steam switcher at four chuffs per revolution.

We are proud to offer our new 0-8-0 with premium decoration in three classic road names. New York Central Class U switchers were ubiquitous in that system's yards during the modern age of steam. The Chesapeake and Ohio acquired its Class C-14 0-8-0's when it took over the lines of the Hocking Valley Railroad. Southern Railway locomotives were unmistakable and the beautiful striping on this Southern switcher is no exception.

Loaded with features and detail, the all-new Lionel 0-8-0 belongs on your line!

Features:

- TrainMaster Command Control, RailSounds with CrewTalk chitchat and TowerCom announcement, Precision can motor with flywheel, Odyssey System for speed control, Die-cast body, frame and pilot, Traction tires, Directional lighting, ElectroCouplers (front of locomotive and rear of tender), Wireless tether, Detailed cab interior, Fan-driven smoke unit
- Scale: O-Gauge
- Minimum Radius: 0-31
- Length: 19"



(6-28080) **NYC 0-8-0** \$649.95

(6-28081) **C&O 0-8-0** \$649.95


(6-38016) **Southern 0-8-0** \$649.95



Pennsylvania S-2 Steam Turbine Locomotive

Powered by a 6900 horsepower Westinghouse direct steam turbine engine, the Pennsylvania S-2 was one of the first attempts at holding on to the age of steam. The constant torque of the rotary turbine eliminated the power loss found in the reciprocating parts of a conventional steam locomotive. Even though the massive 6-8-6 weighed almost one million pounds, the S-2 exceeded the performance of a 6000 horsepower diesel above forty miles per hour. Although it ran well on fast passenger and freight runs, monstrous fuel consumption at low speed and high maintenance costs brought an early retirement to Pennsy's unorthodox experiment.

Our model features newly enhanced tooling. We've added many new separately applied details, most noticeably a set of "elephant ear" smoke deflectors that equipped the S-2 in its later life. The cab interior includes a flickering firebox and cab window glass. With the power of a Pittman motor and the flexibility of TrainMaster Command Control, the Pennsylvania S-2 is one top of the line locomotive.



Features:

- TrainMaster Command Control, RailSounds with CrewTalk chitchat and TowerCom announcement, Precision Pittman Motor with flywheel, Odyssey System for speed control, Traction Tires, Die-cast body and frame, ElectroCoupler on rear of tender, Directional lighting, Operating marker lights, Cab illumination, Ashpan light, Flickering firebox, Lighted numberboards, Fan-driven smoke unit, Wireless tether, Detailed cab interior, Window glass, Engineer and fireman figures
- Scale: O-Gauge
- Minimum Radius: O-72
- Length: 30"

(6-38028) \$1299.95

F-3 B Units

Complement your mighty F-3's with these handsome B-units. Presented in four beautiful color schemes, equipped with RailSounds, die-cast trucks and frame, they will put the final touches on your F-3 power effort.

Features:

- Die-cast frame, trucks & fuel tank
- Metal ladders
- Detailed molded body
- RailSounds sound system with CrewTalk chitchat and TowerCom announcements
- Back-up light
- Scale: O-Gauge
- Minimum Radius: 0-31
- Length: 13"



- (6-14540) Denver & Rio Grande \$299.95
- (6-14541) Chesapeake & Ohio \$299.95
- (6-14542) Kansas City Southern \$299.95
- (6-14543) Southern Pacific \$299.95

Norfolk Southern SD-60 and Alaska SD-70 MAC Diesel Locomotives

Looking to modernize its locomotive fleet, Norfolk Southern purchased small orders of high-horsepower six-axle units. In 1984, EMD assembled four SD-60s for Norfolk Southern to test. The engines proved to be a big success. The railroad ended up purchasing 151 of the powerful diesels.

There's no mistaking the distinctive blue and yellow of the Alaska Railroad. Likewise demanding more power, the Alaska Railroad updated its fleet with EMD's SD-70 MAC. Used to ship goods across the tundra, the SD-70 MAC became a valuable arctic commodity in its own right.

Lionel is pleased to offer the Norfolk Southern SD-60 and the Alaska SD-70 MAC, blending great detail with dependable power. From the genuine SD-type digital sound, to prototypical decorations and markings, this scale size locomotive will capture your spirit every time you run it. With the versatility of TrainMaster Command Control, these locomotives were built to run hard. Put one or both of these Special Duty beauties to work on your pike.

Features:

- TrainMaster Command Control, RailSounds sound system with CrewTalk chitchat and TowerCom announcement, ElectroCouplers, Directional lighting, the Odyssey System for speed control, 2 precision can motors with momentum flywheels, Die-cast trucks, fuel tank and pilots, Stamped metal chassis and handrails, Detailed molded body, Traction tires, Fan-driven smoke units, Finished Cab interior with figure, Interior illumination
- Scale: O-Gauge
- Minimum Radius: 0-31
- Length: 18"

Norfolk Southern SD-60

(6-18266) \$429.95

Alaska SD-70 MAC

(6-18294) \$429.95



Archive Collection Grand Trunk GP-9

Lost among prototypes and products, buried in old concepts and commodities, the striking Grand Trunk Western GP-9 sat undeveloped in the Lionel archives at Chesterfield, Michigan. Upon its rediscovery, this impressive locomotive, dressed in the rich green and gold scheme of the Grand Trunk Western Railroad, was enthusiastically chosen for production. We brought this old engine up to date with TrainMaster Command Control, ElectroCouplers, and the RailSounds sound system. Seize the opportunity to experience all of the high tech features of this new classic.



Features:

- Pullmor Motor
- TrainMaster Command Control
- MagneTraction
- Detailed molded body
- Stamped metal frame
- ElectroCouplers (2)
- Die-cast trucks and fuel tank
- Operating directional headlights
- Interior illumination
- RailSounds sound system with CrewTalk chitchat and TowerCom announcement
- Detailed cab interior
- Metal handrails
- Engineer figure
- Scale: O-Gauge
- Minimum Radius: 0-31
- Length: 14"

(6-28534) \$379.95

Archive Collection Lionel EP-5

Here is your chance to own a piece of Lionel history. The original EP-5 in Lionel livery only saw service as a non-production display piece. It was inspired by the bold black and orange of the New Haven EP-5. Today, this archive piece includes all of your favorite features: TrainMaster Command Control, RailSounds, and ElectroCouplers. Start your own archive collection today!

Features:

- Pullmor Motor
- TrainMaster Command Control
- Traction Tires
- MagneTraction
- Detailed molded body
- Stamped metal frame
- ElectroCouplers (2)
- Die-cast trucks
- Operating directional headlights
- Interior illumination
- Lighted number boards
- RailSounds sound system with CrewTalk chitchat and TowerCom announcement
- Detailed cab interior
- Engineer/brakeman figures
- Scale: O-Gauge
- Minimum Radius: 0-31
- Length: 15 3/4"

(6-18350) \$499.95



Hot Rod Inspection Vehicle



Got the need for speed? The Hot Rod Inspection Vehicle is just what you're looking for. Will you be going too fast to inspect the rails? Of course! Just remember to slow down enough to give everyone a closer look at the awesome flame graphics. Cruise around your layout with the Hot Rod Inspection Vehicle today!

Features:

- Pullmor motor
- Detailed molded body
- Stamped metal frame
- Operational headlights
- Scale: O-Gauge
- Minimum Radius: O-27
- Length: 7 1/2"

(6-18463) \$149.95

Rotary Snow Plow



Keep your mainline clear throughout the winter with the classic Rotary Snow Plow. Just like the real thing, this tough little engine is equipped with massive rotating blades that really spin. Dressed in the silver and red Union Pacific scheme, this engine is ready to eat its way through even the highest snow bank! Visit your authorized Lionel dealer today, and add one to your "Maintenance of Way" collection.

Features:

- Pullmor motor
- Detailed molded body
- Stamped metal frame
- Magnetic coupler
- Operating headlight
- Traction tires
- Scale: O-Gauge
- Minimum Radius: O-27
- Length: 8"

(6-18466) \$199.95

#59 Minuteman Motorized Unit



This classic switcher is ready to get the job done! The Minuteman Motorized Unit has fought it out in model railroad yards since the early 1960's. This mighty little engine is perfect for pulling your Minuteman Car and Exploding Boxcar. Bring this tough military engine to your layout today.

Features:

- Pullmor motor
- TrainMaster Command Control
- Traction tires
- Detailed molded body
- Die-cast frame and trucks
- ElectroCouplers (2)
- Operating directional headlights
- Scale: O-Gauge
- Minimum Radius: O-27
- Length: 7 1/2"

(6-18456) 269.95



Jumping Hobo Car

Watch this hobo in action as he attempts to board the speeding boxcar! The hobo appears to run next to the speeding boxcar, ready to catch a free ride. With a little help from the track side accessory, the hobo actually leaps into the car, narrowly avoiding the railroad police. Bring the action of the Jumping Hobo Car home today!

Features:

- Detailed molded body, and frame, Die-cast sprung trucks, Operating couplers, Hobo figure, Jumping mechanism, Jumping trigger (track attachment)
- Scale: O-Gauge
- Minimum Radius: O-27
- Length: 10 1/4"

(6-26787) \$59.95

Poultry Dispatch Car

Bring a whimsical favorite to your layout with the Lionel Poultry Dispatch Car. This classic car features chicken silhouettes with interior illumination, and, for the first time, this car also features realistic chicken sounds. Run some chickens across your railroad—add the Lionel Poultry Dispatch Car to your collection!

Features:

- Detailed molded body, Stamped metal frame, Die-cast trucks, Operating couplers, Interior illumination, Chicken sounds, Animated sweeping figure
- Scale: O-Gauge
- Minimum Radius: O-27
- Length: 10 3/4"

(6-26796) \$69.95



Flatcar with Traffic Helicopter

Be the watchdog of the sky with this sensational car. Let the WLLC traffic chopper keep commuters running smoothly, warning Lionelville motorists of accidents and delays. WLLC, Lionelville, with traffic reports every 12 minutes, you're up to date.

Features:

- Die-cast sprung trucks and operating couplers, Metal brake wheels, Detailed molded body, Die-cast Helicopter
- Scale: O-Gauge
- Minimum Radius: O-27
- Length: 9 1/2"

(6-26035) \$44.95



8,000 Gallon Tank Cars

Keep your liquid freight rolling with these interesting tank cars. Enjoy either the classic colors of Hooker Chemicals or the bold logo of those logistical heroes, the United States Army Transportation Corps. Add some variety to your railroad!

Features:

- Die-cast sprung trucks and operating couplers, Detailed Molded bodies, frames, brake wheels, handrails and warning placards
- Scale: O-Gauge
- Minimum Radius: O-27
- Length: 9"

(6-19635) **Army** \$39.95

(6-19636) **Hooker Chemicals** \$39.95

Ore Cars

Union Pacific and CP Rail utilize these mighty tikes from the ore mines to the shipping docks across both of the nations that they serve. With real sprung trucks and a tough detailed molded body, these cars are a must-have for every pike.

Features:

- Die-cast sprung trucks and operating couplers, Metal wheels, axles and brake wheels, Detailed molded bodies and frame
- Minimum Radius: 0-27
- Scale: O-Gauge
- Length: 6 5/8"

(6-17804) **Union Pacific** \$34.95

(6-17805) **CP Rail** \$34.95



PS-5 Gondolas

Modeled after the famous Pullman-Standard PS-5 gondolas, these all-new scale-sized freight cars are rich in detail. Each gondola features separately applied brake rigging and ladder rungs, operating drop ends, and full interior detail, including detailed molded tie downs, floor planks, and corrugated end panels on the interior side. The rich decoration of each car features full markings and authentic colors.

Features:

- Detailed molded bodies, Die-cast sprung trucks, Metal brake handle, Operating couplers
- Scale: O-Gauge
- Minimum Radius: O-31
- Length: 14 3/4"

(6-17414) **Nickel Plate Gondola** \$44.95

(6-17415) **Frisco Gondola** \$44.95

(6-17425) **Western Maryland Gondola** \$44.95

(6-17426) **Maine Central Gondola** \$44.95



ACF 40-Ton Stockcars

Carefully modeled after the American Car and Foundry Company's 40-ton stockcars, these all-new Lionel scale-sized stockcars exemplify excellence in O-Gauge rolling stock. Each car is rich in details, including separately applied ladders, placards, brake rigging, and catwalks. Be sure to note the metal chain at the handbrake and detailed molded cattle figures inside each car. These sharp stockcars are dressed in the color schemes and markings of the Union Pacific, Canadian Pacific, New York Central, and Rio Grande Railroads. See your authorized Lionel dealer today, and bring these exquisite freight cars to your layout.

Features:

- Detailed molded bodies, Die-cast frame and sprung trucks, Operating couplers, Metal brake wheel, Plastic door guides, Opening doors, Cow figures, Separately applied plaques, catwalk, and ladders
- Scale: O-Gauge
- Minimum Radius: 0-31
- Length: 11 1/2"

(6-17700) **Union Pacific Stockcar** \$54.95

(6-17701) **Rio Grande Stockcar** \$54.95

(6-17702) **Canadian Pacific Stockcar** \$54.95

(6-17703) **New York Central Stockcar** \$54.95





6565 Heavy Weight Boxcars

Invest in bonds... Invest in America... Our most recent run of 6565 series boxcars honor the act of taking stock in America. These cars are inspired by actual "Savings Bond" boxcars of the Bessemer & Lake Erie, Louisville & Nashville, and Conrail railroads, built in the 1960's and 1970's. Be sure to collect all three.

Features:

- Die-cast frames, sprung trucks and operating couplers, Metal brake wheels, Detailed molded bodies and opening doors
- Scale: O-Gauge
- Minimum Radius: O-27
- Length: 10 1/4"

(6-39220) **Bessemer & Lake Erie** \$59.95

(6-39221) **Louisville & Nashville** \$59.95

(6-39222) **Conrail** \$59.95

Western Pacific 6464-250 Boxcar

When we first reissued our classic series of 6464 boxcars, we overlooked one, the Western Pacific 6464-250, originally cataloged in 1966. Own this new 6464-250 in its original glorious colors. Wrapping up our reissue series with this car seems appropriate, since we began this series 48 years ago with another Western Pacific boxcar, 6464-1. Don't miss it!

Features:

- Die-cast sprung trucks and operating couplers, Stamped metal frame, brake wheels and door guides, Detailed molded body
- Scale: O-Gauge
- Minimum Radius: O-27
- Length: 10 1/4"

(6-39236) \$44.95



Evans Auto Loader

Keep the Motor City rolling with our latest version of the Evans Auto Loader. Whether you're a car buff, rail buff, or both, there's no denying the appeal of this cherished piece of Lionel rolling stock. This time around the Evans Auto Loader carries two authentically decorated sedans and woody-wagons. Add this classic to your railroad empire today!

Features:

- Die-cast sprung trucks and operating couplers, Stamped metal superstructure and brake wheel, Detailed molded flatcar body, Two sedans, Two woody-wagons
- Scale O-Gauge
- Minimum Radius: O-27
- Length: 10 3/4"

(6-29414) \$69.95


6468 Automobile Boxcar 3-Pack

Direct from the Post-war era, Lionel brings back its legendary 6468 Automobile Boxcars. Collectors have long sought after these classic double door automobile boxcars, originally introduced in the 1950's. This 3-pack assortment offers two Baltimore & Ohio versions, the first of the 6468's in B&O blue and the Tuscan B&O 6468X, a reissue of one of the rarest automobile cars of them all. A New Haven car, 6468-25, rounds out the assortment with its memorable black, white and orange livery. These cars are sure to disappear quickly once again. Don't let these cars pass you by this time around!

Features:

- Die-cast sprung trucks and operating couplers, Stamped metal frames, door guides and brake wheels, Detailed molded bodies and opening double doors
- Scale O-Gauge
- Minimum Radius: 0-27
- Length: 10 1/4"

(6-39227) \$114.95



Found on page 18

Southern Pacific Madison Car 2-pack

This handsome Southern Pacific Madison Car 2-pack is an excellent compliment to the Southern Pacific 4-4-2 Atlantic locomotive or as an add-on to the Southern Pacific Atlantic Passenger Set offered in a previous catalogue. The stunning "Daylight" livery is sure to add allure to your railroad empire. Don't miss them.

Features:

- Die-cast trucks, stamped metal frame, Detailed molded bodies, Interior illumination, Operating couplers, Passenger silhouettes
- Scale: O-Gauge
- Minimum Radius: 0-31
- Length: 28"

(6-39079) \$149.95



Automatic Gateman

Here comes the train! Watch the door open and the Gateman figure emerge to signal motorists to stop for the passing train. You will agree that this guy has the best job in the world—waiting for Lionel trains to pass by! Bring the ever-popular Automatic Gateman accessory to your layout!

Features:

- Gateman emerges from his shanty to warn motorists of passing trains
- 153C Contactor included
- Also works with insulated track section (sold separately)
- Comes fully assembled
- Dimensions: 7" x 5 3/4" x 4 3/4"

(6-14091) \$59.95



193 Water Tower

Standing tall above most other structures on your layout, this industrial-style Water Tower adds variety to your accessories. Conveniently priced, this accessory features a stamped metal tower, a detailed molded base and tank, and a blinking light at the top. Visit your Lionel dealer and enhance your layout with the Water Tower.

Features:

- Detailed molded base and tank
- Stamped metal tower structure and ladder
- Blinking light on top
- Dimensions: 6" x 6" x 15"

(6-14154) \$69.95



Illuminated Station Platform

Features:

- Detailed molded construction
- Includes two frosted light bulbs
- Includes 8 full color press-on advertisements
- Comes fully assembled
- Dimensions: 12" x 3 3/8" x 5"

(6-14095) \$29.95

Station Platforms

Provide your passengers with a place to catch the train, wait for a loved one, or collect their baggage. Both Lionel Station Platforms feature detailed molded construction and colorful advertisements. The platforms are offered in both illuminated and non-illuminated versions. Easy to afford, no layout is complete without these essential structures!

Station Platform

Features:

- Detailed molded construction
- Includes 8 full color press-on advertisements
- Easy to assemble
- Dimensions: 12" x 3 3/8" x 5"

(6-14096) \$12.95



Pedestrian Walkover

Wide enough to span two tracks, the intricately molded Pedestrian Walkover will enhance any layout! Place one near a train station or a busy downtown area to provide a way for your passengers to cross the tracks safely.

For some fast-paced fun, choose the Pedestrian Walkover with Speed Sensor. This deluxe version of the Pedestrian Walkover is equipped with infrared sensors that measure the speed of your trains in scale miles per hour. You get an instantaneous velocity reading on an LCD display! Ever wondered how fast your trains were going? Get the answer at your favorite Lionel dealer today!

Pedestrian Walkover with Scale Speed Sensor

- Detailed molded base and bridge construction, Conveniently spans two track sections
- Two infrared sensors calculate instantaneous train velocity, Controller with LCD screen displays train speed in scale miles per hour
- Dimensions: 14 3/4" x 13" x 7"

(6-14082) \$99.95

Pedestrian Walkover

- Detailed molded base and bridge construction, Conveniently spans two track sections
- Dimensions: 14 3/4" x 13" x 7"

(6-14083) \$49.95



Pacific Fruit Express Ice car

Designed to operate with the Icing Station accessory, this sharp car looks great in any consist. Load and unload the blocks of ice at the Icing Station platform for some frigid fun!

Features:

- Detailed molded body
- Stamped metal frame, brake wheel and door guides
- Die-cast sprung trucks
- 12 ice cubes included
- Scale: O-Gauge
- Minimum Radius: 0-27
- Length: 10 1/4"

(6-26794) \$59.95



352 Icing Station

Keep your freight cool with this action-packed accessory! Watch as the figure loads the ice into a waiting Ice Car (sold separately). Position the Ice Car at the platform, and you are ready to load it up. See your authorized Lionel dealer and enjoy this animated accessory!

Features:

- Precision can motor
- Stamped metal base
- Detailed molded frame, house and ice chute
- 12 ice cubes included
- Operates with Ice Car (sold separately)
- Dimensions: 11" x 4" x 8"

(6-14158) \$99.95



Mainline Die-cast Accessories


Add realism and functionality to your layout with Mainline die-cast accessories from Lionel. They are easy to set up and fun to play with. Built with quality, these realistic trackside accessories add the perfect finishing touches to your layout.



Mainline Block Target Signal

- Lights change from green to red when trains move through its block
- Light automatically resets to green when block clears
- 153C Contactor included
- Dimensions: 4 3/4" x 1 3/4" x 1"

(6-14099) \$49.95



Mainline Cantilever Signal


- Lights change from green to red when trains pass through its block
- 153C Contactor included
- Dimensions: 7" x 2" x 6"

(6-22931) \$59.95

Mainline Auto Crossing Gates

- Red flashing signal
- Gate drops when train passes by
- Set of 2
- 153C Contactor included
- Dimensions: 4" x 1" x 4 1/2"

(6-14098) \$74.95



Mainline Walkout Cantilever Signal

- Overhead flasher
- Lighted Signal
- 153C Contactor included
- Dimensions: 5 3/4" x 2" x 6 3/4"

(6-22934) \$59.95

153IR Controller

- Infrared sensors detect passing trains and activate connected accessories
- Time delay adjustment knob (from 0 to 5 seconds)
- Die-cast structure and base
- Dimensions: 5" x 4 1/2" x 3 1/2"

(6-14111) \$29.95





Mainline Automatic Operating Semaphore

- Blade activates and remains in position when trains enter its block
- Illuminated marker jewels
- Dimensions: 9 1/8" x 1 3/4" x 1"

(6-22944) \$49.95



Mainline Gooseneck Lamps

- Brilliant illumination
- Turn-of-the-century styling
- Set of 2
- Dimensions: 4"

(6-14119) \$29.95



Mainline Classic Street Lamps

- Brilliant illumination
- Classic Postwar styling
- Set of 3
- Dimensions: 5 7/8"

(6-22950) \$29.95



Die-cast Girder Bridges

- Die-cast construction
- Stamped metal base
- Railroad Markings
- Dimensions: 10" length

(6-14116) **Pennsylvania** \$24.95

(6-14117) **New York Central** \$24.95

(6-14137) **Generic Black** \$24.95

Crossing Gates, Signals & Bridges

There is no better way to add fun and excitement to your layout than with Lionel's realistic railroad accessories. From signals to trestles, and bridges to tunnels, there is something for everyone. Run your favorite Lionel locomotives in style with these fun, sturdy accessories.



Double Signal Bridge

- Spans two tracks
- Lights change from green to red to warn approaching trains of occupied blocks ahead
- 153C Contactor included
- Dimensions: 3 1/4" x 10 1/4" x 7 3/4"

(6-14094) \$59.95



Single Signal Bridge

- Lights change from green to red to warn approaching trains of occupied blocks ahead
- 153C Contactor included
- Dimensions: 3 1/4" x 4 1/2" x 7 3/4"

(6-14093) \$49.95



Banjo Signal

- Passing trains activate "Wig-Wag" mechanism
- Also works with insulated track section sold separately
- 153C Contactor included
- Dimensions: 7 3/4" height

(6-14090) \$44.95



Railroad Crossing Flasher

- Red lights flash when train passes by
- 153C Contactor included
- Dimensions: 9" height

(6-12888) \$59.95



Auto Crossing Gate

- Gate drops when train passes by
- 153C Contactor included
- Dimensions: 9 1/2" gate length

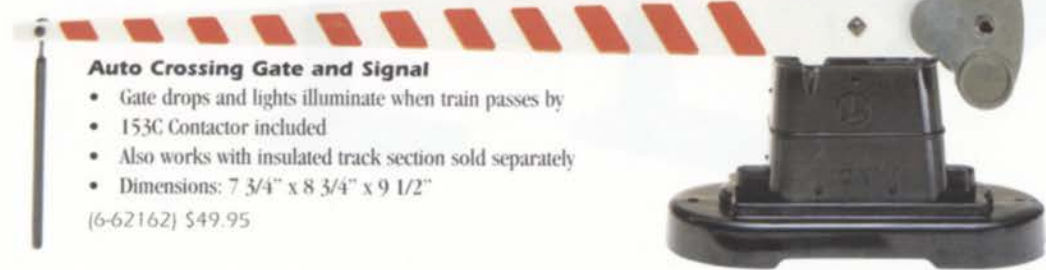
(6-12714) \$34.95



Dwarf Signal

- Lights change from green to red when train occupies its block
- Automatically resets to green when train clears its block
- 153C Contactor included
- Dimensions: 1 3/4" x 1 3/4" x 2"

(6-12883) \$19.95



Auto Crossing Gate and Signal

- Gate drops and lights illuminate when train passes by
- 153C Contactor included
- Also works with insulated track section sold separately
- Dimensions: 7 3/4" x 8 3/4" x 9 1/2"

(6-62162) \$49.95





Elevated Trestle Set

- Detailed molded construction
- Create realistic raised-grade sections
- Set of 10
- Dimensions: 4 3/4" height

(6-12755) \$19.95



Graduated Trestle Set

- Detailed molded construction
- Incremental height grading
- Set of 22
- Dimensions: 4 3/4" height (tallest trestle)

(6-12754) \$19.95



Girder Bridge

- Girders with raised Lionel lettering
- Stamped metal base
- Detailed molded girders
- Dimensions: 10" length

(6-12730) \$9.95



Short Extension Bridge

- Detailed molded construction
- Scaled for use with a single section of Lionel O-27 track
- Dimensions: 10" x 4 1/4" x 6 5/8"


(6-62716) \$9.95



Rock Piers

- Detailed molded construction
- Classic Postwar styling
- Set of 2
- Dimensions: 7" x 5" x 3"

(6-12744) \$9.95



Tunnel Portals

- Detailed molded construction
- Portals with raised Lionel lettering
- Classic Postwar styling
- Set of 2
- Dimensions: 7" x 8 1/2"

(6-12896) \$9.95



Truss Bridge with Flasher and Piers

- Detailed molded construction with stamped metal base
- Flashing top-mounted beacon
- Detailed molded rock piers
- Dimensions: 26 1/8" x 7 1/2" x 12 1/2"

(6-12772) \$44.95



Arch Under Bridge

- Detailed molded construction
- Installs easily between Lionel elevated trestle piers
- Integrates easily into your own layout design
- Dimensions: 19 1/4" x 3 5/8" x 4 7/8"

(6-12770) \$19.95

Lighting & Layout Supplies

Brighten up your layout with an exciting array of Lionel lights and beacons. Whether you are recreating downtown Lionelville, or your very own train yard, Lionel has lights for all of your needs.



Rotary Aircraft Beacon

- Stamped metal construction
- Vibrotor motor rotates beacon light
- Red and green lighting
- Dimensions: 5" x 5" x 12"

(6-14097) \$49.95



Floodlight Tower

- Detailed molded construction
- Illumination from 8 elevated bulbs
- New tilting head
- Dimensions: 12" height

(6-14092) \$34.95



#70 Yard Lights

- Die-cast light housing, Nickel-plated center post, Detailed molded base
- Set of 3
- Dimensions: 4 1/2" height


(6-14071) \$29.95



Yard Lights

- Detailed molded construction
- Illumination from 2 elevated bulbs
- Set of 3
- Dimensions: 6 1/4" height

(6-12927) \$14.95



Railroad Signs

- Detailed molded construction
- Set of 14 assorted signs

(6-62180) \$5.95

Construction Zone Signs

- Detailed molded construction
- Realistic, printed construction graphics
- Set of 6
- Dimensions: 2 1/4" height

(6-32902) \$6.95





Globe Street Lamps

- Detailed molded construction
- Interior illumination
- Set of 3
- Dimensions: 5 7/8" height

(6-12926) \$14.95



Telephone Poles

- Detailed molded construction
- Set of 10
- Dimensions: 10" height

(6-62181) \$5.95



Coal Bag

- Safe, simulated coal
- Perfect addition as loads for hoppers, gondolas and coal dump cars

(6-12732) \$3.95



Highway Barrels

- Detailed molded construction
- Painted orange with silver reflective tape
- Set of 6
- Dimensions: 1" height

(6-32922) \$6.95



Barrel Pack

- Real wood construction
- Set of 6
- Dimensions: 1 1/8" height

(6-12745) \$4.95



Accessories Pack

- Includes a coal bag, set of logs, set of oil drums, 2 railroad bumpers and 2 coil covers

(6-22942) \$29.95



Vehicle Grade Crossings

- Detailed molded construction
- Track fits in molded grooves
- Set of 2
- Dimensions: 3 1/4" x 7"

(6-12839) \$4.95



Blinking Light Billboard

- Detailed molded construction
- Light blinks on and off
- Railroad billboard art
- Dimensions: 5 3/4" x 7/8" x 4 1/2"

(6-14100) \$19.95



Railroad Bumpers

- Detailed molded construction
- Easily snaps into place between outside rails of O and O-27 track
- Set of 3
- Dimensions: 3" x 1 1/2" x 1 1/2"

(6-12717) \$4.95



Die-cast Bumpers

- Die-cast construction
- Illuminated red lights
- Set of 2
- Dimensions: 3" x 1 7/8" x 2"

(6-62283) \$19.95



Illuminated Bumpers

- Detailed molded construction
- Easily snaps between outside rails of O and O-27 track
- Illuminated red lights
- Set of 2
- Dimensions: 3" x 1 1/2" x 1 1/2"

(6-12715) \$8.95



Classic Billboard Set

- Detailed molded construction
- Easy assembly
- 5 different railroad billboard inserts
- Set of 3 billboard stands
- Dimensions: 5 3/4" x 7/8" x 3 1/4"

(6-14121) \$7.95



TRAINmaster

C · O · M · M · A · N · D

The Benefits of Lionel TrainMaster Command Control (TMCC)

More Features... More Sounds...More Fun!

The Benefits of Lionel TrainMaster Command Control (TMCC): Traditional model railroad control systems used the power from the transformer to give directions to the train. The Lionel TMCC system directs your trains using separate digital signals. The advantages are:

More Sounds:

The Lionel RailSounds system offers a wider array of sounds when used in conjunction with Lionel TMCC.

More Features and Functions:

A much broader assortment of operating functions and features are available. Locomotives can be operated independently, even on the same track, or in unison as a single lashup.

More Realism:

You can even adjust signal reaction time in order to simulate the momentum of real life train operation.

Improved Lighting and Performance:

Lionel TMCC uses constant track power, so lighting remains constant and older Lionel locomotives run more smoothly at slower speeds.

Ease of Use:

The commands are simple and can be executed quickly. There is no complicated 'clinking and clanking' required as with alternative control systems.

Ease of Installation:

One TMCC Command Base will service an entire layout, no matter how many power blocks you have.

Low Cost:

Lionel TMCC provides digital control at a fraction of the cost of alternative designs.

Reliability:

Lionel TMCC broadcasts the digital signal to an electronic receiver. Alternative digital systems pass the signal through the roller-pickup, which is subject to dirt and poor contact.

Freedom of Movement:

Lionel TMCC is the only O gauge control system that offers a walk-around remote control that transmits signals to a single Command Base. See your layout from new angles. Take your controls with you when you have to fix a problem on the far side of the layout and avoid having to walk back and forth. And watch how much more time your kids and grandkids will want to spend in the trainroom with you.

Questions?

Call 810-949-4100 and talk directly to one of our TMCC technicians!



TMCC CAB-1

The walk-around wireless remote controller provides everything you need at your fingertips. Use more than one at a time to let everyone join the fun.

(6-12868) \$64.95



TMCC SC-2 Switch Controller

Allows remote radio control of AC loads up to 15 amps! Powered either by the track or a wall pack, the SC-2 is input fused for maximum durability. It has program storage for control of the six programmable outputs capable of managing a combination of switches and accessories (up to six switches or up to twelve accessories). You can even turn power loops and sidings on and off remotely!

(6-22980) \$79.95



TMCC Command Base

Receives digital signals from the CAB-1 controller.

Only one required for each layout – no matter how big or how many power blocks are involved.

(6-12911) \$64.95



TMCC 135 PowerMaster

Allows operation of conventional locomotives not equipped with TMCC. Designed for use with the 135 watt PowerHouse power supply. Even if you operate only TMCC equipped locomotives, the PowerMaster provides the convenience of a remote controlled circuit breaker and power switch.

(6-12867) \$64.95



Power Adapter Cable

Connects your transformer to the PowerMaster for operating TMCC and non-TMCC equipped locomotives.

(6-12893) \$7.95



TMCC Direct Lock-On

Connect the PowerHouse transformer directly to the track. Eliminates the need for a PowerMaster if you use only TMCC-equipped locomotives. Provides over-current protection with automatic reset.

(6-22914) \$29.95



TrainMaster Command Set

Everything you need to start running your TrainMaster locomotives can be found in this convenient package. The TrainMaster CAB-1 (6-12868) allows you to walk around your layout while controlling all of your Command Controlled locomotives and accessories. Also included is the TrainMaster Command Base (6-12911) which receives signals from the CAB-1 and communicates with your Command Controlled items. Only one Command Base is required per layout, regardless of how many power blocks you are controlling. It is the perfect way to start enjoying the benefits of Lionel's revolutionary TrainMaster control system.

(6-12969) \$99.95

Lionel TMCC can be used in conjunction with any transformer capable of 18 volts continuous AC output!



Lionel Power and Control

There's Only One ZW!

There's only one ZW! No single product has come to symbolize the legend of Lionel more than the Lionel ZW. Molded to original dimensions in classic phenolic resin, the ZW can run up to four trains at the same time on different layouts, plus accessories. The two Engineer-type handles provide independent control of two variable voltage circuits, each with built-in whistle, direction, and bell/horn controls. Two additional accessory voltage circuits can be set by means of dial type controls to any desired voltage.

Or if you prefer, you can control all four outputs with a single handle!

Produced to current UL® standards, the ZW controller can be powered by any combination of one to four 135 watt or 180 watt Lionel PowerHouse power supplies. And if you use the Lionel Command Control system, you can adjust each output using your walk-around remote control up to the level pre-set by its corresponding ZW handle. (It's a great way to help less-experienced railroaders keep your trains under control while enjoying the thrill of independent remote-controlled operation.)

Offered with two 180 watt PowerHouse power supplies, this ZW package provides the power and control you dream of for your vintage or state-of-the-art Lionel locomotives and accessories.

(6-32930) \$399.95



PowerHouse™ Power Supply Units

- Advanced power system available in 135 and 180 watt versions
- UL - listed for safe operation

(6-12866) 135 watt/8 amp version \$69.95

(6-22983) 180 watt/10 1/2 amp version \$89.95

40 Watt/3 Amp Power and Control System

- Standard power and control system
- Includes one controller and one wallpack
- 40 watt/3 amp variable AC output

(6-12885) \$49.95



ZW Amp/Volt Meter

The Amp/Volt Meter for ZW controllers allows you to monitor readings on all four ZW channels using a digital LED display. Give each channel exactly the power you want by watching the readings increase or decrease as you move your ZW handles. Simple to install, the Amp/Volt meter fits conveniently on the top of your ZW controller for easy monitoring. Lionel puts you in control more than ever before with the new Amp/Volt Meter for ZWs.

(6-14002) For new ZWs (1999 through present) \$124.95

(6-14077) For old ZWs (pre-1969) \$124.95

36 Watt/1.8 Amp Accessory Transformer

- Basic power and control system
- Ideal for powering your Lionel Accessories

(6-32923) \$29.95



PERFECT FOR ACCESSORIES



80 Watt/5 Amp Transformer/Controller

Enjoy operating your favorite locomotives and sets with the new 80 watt transformer/controller. Included is a handsomely designed controller, reminiscent of the famous ZW. Control speed and power by raising and lowering the engineer handle, and operate your favorite features with the bell, whistle and direction buttons. On the rear of the unit, you will find a 0-18 volt variable AC output, as well as a 12 volt fixed AC accessory output. Easily attach the controller to the PowerHouse 80™ which generates a brawny 80 watts/5 amps of alternating current. Perfect for train sets and small to medium layouts, the 80 watt Transformer/Controller provides the power you need to enjoy all your Lionel favorites.

(6-14003) \$99.95



LIONEL TRACK – EXPAND YOUR WORLD!

All Lionel track is easy to use, extremely durable and very reliable. You'll never have to worry about loose connections or sections separating. And Lionel track is so modestly priced, everyone can afford to create the layout they've always imagined. We offer two styles of track:

0-27 Gauge Track:

This track, which is standard in all Lionel ready-to-run starter sets, comes in 27" diameter curves, so you can do more in a tighter space.

O Gauge Track:

Compared to 0-27 track, the rails are slightly taller. It doesn't come in 27" diameter curves, but it does come in a variety of larger curves for the biggest layouts.

Note: Larger locomotives and cars will not accommodate tighter curves. Check the "minimum radius required" in each item's catalog listing.

Looking for Ideas?

Since Lionel offers such a wide variety of track shapes and sizes, there is almost no limit to the layout you can design and build. If you'd like some suggestions, however, you can pick up a Lionel Track Pack – it includes all the track you need to make our most popular layouts.

Other Considerations:

You want a track system that comes in a lot of shapes and sizes. You also want one that's reasonably priced, so you can afford to keep adding on. Some additional things to consider:

High Conductivity Rails:

Lionel track is designed for maximum conductivity. That makes it easy to set up, minimizes problems, and maximizes the effectiveness of Lionel Magne-Traction – our exclusive traction and adherence system. Tracks that are not Lionel may be made of materials that are significantly less conductive. Your Lionel products will roll fine, but you may not get all the benefits we've built in.

Rail Shape:

Your train wheels take a lot of wear and tear rolling over metal rails. Lionel track rails are shaped to minimize this wear. Other track systems may cause your wheels to wear out faster.



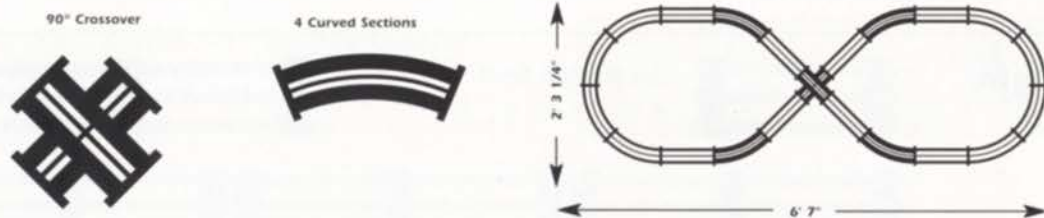
VARIETY, RELIABILITY & VALUE YOU CAN GROW WITH!

Figure 8 Add-On Track Pack (0-27 Gauge)

Add this track to your oval to create a figure 8 layout. Requires an existing starter set oval of track.

- 1 - 90 degree crossover (6-65020)
- 4 - pieces curved track (6-65033)

(6-22966) \$12.95

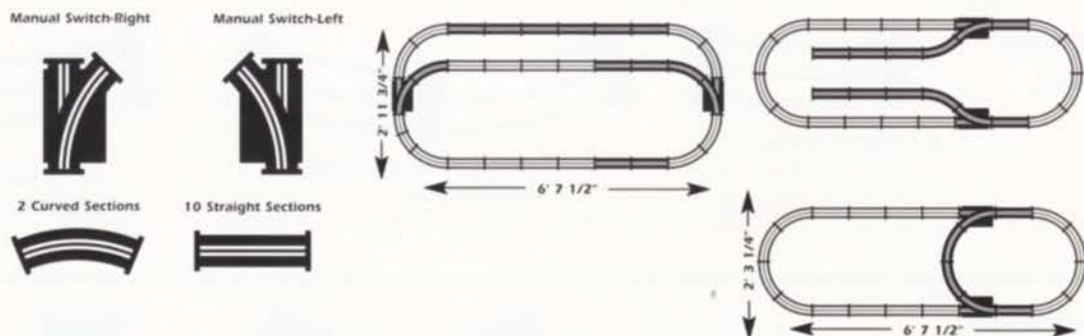


Double-Loop Add-On Track Pack (0-27 Gauge)

Add this track to your oval to create a double loop, an oval with two inside sidings, or a double oval. Requires an existing starter set oval of track.

- 2 - pieces curved track (6-65033)
- 10 - pieces straight track (6-65038)
- 1 - right hand manual switch (6-65022)
- 1 - left hand manual switch (6-65021)

(6-22967) \$49.95

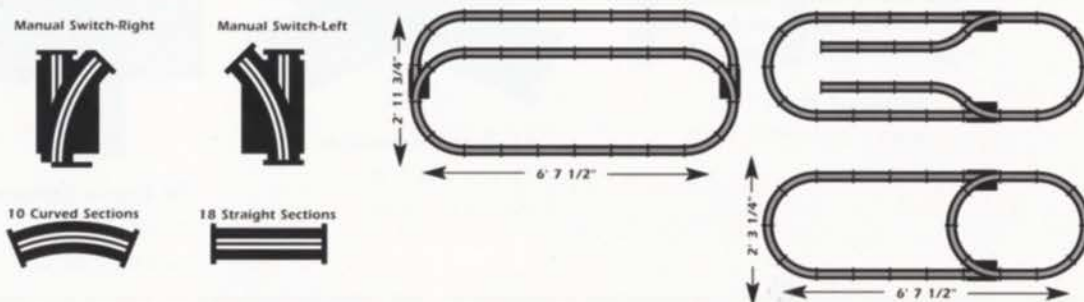


Double-Loop Complete Track Pack (0-27 Gauge)

This complete track set will allow you create a double loop, an oval with two inside sidings, or a double oval. No additional track required.

- 10 - pieces curved track (6-65033)
- 18 - pieces straight track (6-65038)
- 1 - right hand manual switch (6-65022)
- 1 - left hand manual switch (6-65021)

(6-22968) \$69.95

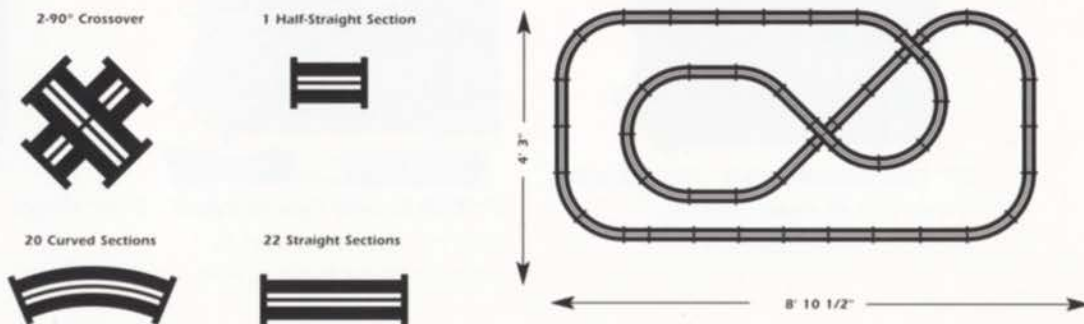


Deluxe Complete Track Pack (0-Gauge)

This complete 0-Gauge track set will allow you create this detailed layout. No additional track required.

- 20 - pieces curved track (6-65501)
- 22 - pieces straight track (6-65500)
- 2 - 90 degree crossovers (6-65540)
- 1 - half straight (6-65505)

(6-22969) \$99.95



O-27 Track Selections

Straight Track



1/2 Straight Track
4 7/8" (6-65019) \$0.95



Straight Track
8 3/4" (6-65038) \$1.25



Extra-Long Straight Track
35" (6-65024) \$3.95

Curved Track



1/2 Curved Track
5 7/16" (6-65014) \$0.95



27" Diameter Curved Track
(8 pieces per circle)
9 5/8" (6-65033) \$1.25



42" Diameter Curved Track
(12 pieces per circle)
10 7/8" (6-65049) \$1.95



54" Diameter Curved Track
(16 pieces per circle)
14 1/2" (6-65113) \$2.25

Specialty




Insulated Track
8 3/4" (6-12841) \$3.95



45-degree Crossover
10 1/4" x 10 1/4"
(6-65023) \$8.45



90-degree Crossover
7 3/8" x 7 3/8"
(6-65020) \$8.45



Uncoupling track
8 3/4" (6-65149) \$9.45



Remote-Control Track with UCS Controller
8 3/4" (6-12746) \$19.95

Switches



27" Path Manual Switch – 8 1/2" straight
(6-65021) **Left Hand** \$19.95
(6-65022) **Right Hand** \$19.95



27" Path Remote Control Switch – 8 1/2" straight
(6-65121) **Left Hand** \$34.95
(6-65122) **Right Hand** \$34.95



42" Path Remote Control Switch
13 5/8" straight
(6-65167) **Left Hand** \$49.95
(6-65168) **Right Hand** \$49.95

Steel Pins	O-27 track	6-65042	\$1.95
Fibre Pins	O-27 track	6-65041	\$1.95

O Gauge Track Selections


Straight Track



Curved Track



Specialty



Switches



Steel Pins	O Gauge	6-65551	\$1.95
Fibre Pins	O Gauge	6-65543	\$1.95

MAINTENANCE & UPGRADE KITS



Lock-On

- Classical Lionel Lock-On allows you to easily and quickly connect your power supply to your Lionel Track

(6-62900) \$2.45

Lock-On With Wires

(6-62905) \$4.95



Ives™ O-27 Gauge Track Clips

- Keep your O-27-gauge track sections together with these easy to use slide on clips
- Perfect for keeping temporary or floor layouts together
- Box of 12

(6-62901) \$7.95



O Gauge Track Clips

- Keep your O-Gauge track sections together with these easy to use slide on clips
- Perfect for keeping temporary or floor layouts together
- Box of 12

(6-12743) \$7.95



Lionel Train Book

- Tips and tricks on building and maintaining your model railroad
- 132 pages

(6-62985) \$14.95



Lubrication/Maintenance Set

- Includes gear lube, oil applicator, track cleaning fluid, track-cleaning eraser and cleaning instructions

(6-62927) \$14.95

Smoke Fluid

(6-62909) \$5.45



Die-Cast Metal Sprung Trucks

- Upgrade your Rolling Stock trucks
- New metal armature
- Quick and easy to install
- Add weight & improve tracking
- Box of 2

(6-14078) \$12.95

Die-Cast Trailer Frame

- Die-cast frame
- Detailed rubber wheels
- Plastic mud flaps
- Moveable frame support
- Length: 8"

(6-12852) \$7.95



For the best look at your favorite new products, be sure to visit our website, www.lionel.com, and click on the all-new MagniVision™ link. Lionel MagniVision is a revolutionary new technology that allows you to zoom in on any area of a locomotive, car or accessory, and see amazing detail. Be sure to stop back often as new pictures are being loaded continuously. MagniVision is simply the best way to view your favorite Lionel products!



Normal View



Zoomed in view of boiler front


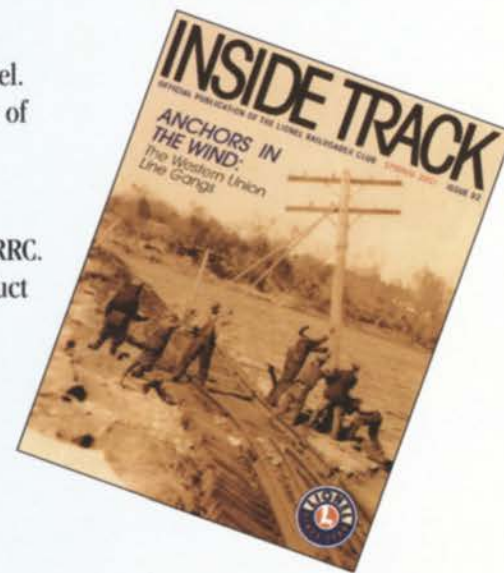
Get the Inside Track on what's happening at Lionel!



For over 25 years, thousands of members have considered the Lionel RailRoader Club the real "Inside Track" on what's happening at Lionel. The best value at the best price. Here's your opportunity to join thousands of others in this legendary club.

MEMBERSHIP BENEFITS – \$20 per year

- Four quarterly issues of **INSIDE TRACK**, the official publication of the LRRC. Each issue offers a winner of "Something for Nothing," the Lionel product give-away, along with "inside" information and "how-to" articles.
- All Lionel Classic catalogs mailed to members, second only to our Lionel dealers
- Membership card
- Annual club button (start your collection now!)
- Exclusive offers to purchase LRRC cars and merchandise
- Visit our Lionel Visitor's Center here in Michigan and receive a 10% discount on any purchase (please call ahead for reservations!)



To join the Lionel RailRoader Club:

Write to: Lionel RailRoader Club

P.O. Box 748

New Baltimore, MI 48047

Call: (810) 949-4100

or Visit: www.lionel.com



At Lionel, we are committed to providing our customers with superior-quality products and service. It is a commitment shared by our many Lionel Authorized Dealers and Lionel Authorized Service Centers around the country. To locate a Dealer or Service Center near you, call 1-800-4LIONEL (1-800-454-6635). Or, call the Lionel Customer Service Center at 810-949-4100. You can also e-mail us at talktous@lionel.com or visit our website at www.lionel.com. Our knowledgeable staff is always eager to help you fully enjoy the magical world of Lionel model trains.

Cover illustration by
Clint Hansen

50625 RICHARD W. BOULEVARD
CHESTERFIELD, MICHIGAN
48051-2493
UNITED STATES OF AMERICA
PHONE: 810-949-4100
E-MAIL: TALKTOUS@LIONEL.COM
WWW.LIONEL.COM

COPYRIGHT ©2001 LIONEL L.L.C.

WWW.LIONEL.COM

