



Angela Iretta Thomas © 2000

LIONEL CLASSIC TRAINS VOLUME 2 2000



Lionel is proud to present to you this second catalog in our centennial year. We honor our past catalogs, which were anticipated and cherished by so many children, by engaging in the services of renowned train artist, Angela Trotta Thomas. She has created this charming illustration in commemoration of this centennial catalog.

Lionel has spared no effort in preparing a broad spectrum of new products aimed at satisfying the appetites of collectors and operators alike. You will find all types of items like our cherished, whimsical rolling stock to the most exacting scale models.

With the release of this catalog during our 100th anniversary, we celebrate not only a century of innovation and industry leadership, but we're eagerly looking forward to a future committed to providing you, our friends, with another century of fun, quality, innovation and memories.

Thank you for your never-ending support and enthusiasm throughout this past century.

Richard N. Maddox

Richard N. Maddox
President and Chief Operating Officer, Lionel L.L.C.

Table of Contents



President's Welcome Letter	Inside Front Cover
Lionel Village Trolley Set	2
Thomas the Tank Engine & Friends Circus Playset	3
Southern Pacific Diesel Freight Set and Pennsylvania Flyer Set	4-5
Frisco Freight Set and New York Central Flyer Set	6-7
Santa Fe Freight Set and Santa Fe Passenger Set	8-9
Burlington Steam Freight Set and New York Central Freight Set	10-11
Pennsylvania T1 4-4-4-4 Duplex Steam Locomotive	12-13
Union Pacific and Southern Pacific 2-8-0 Consolidation Steam Locomotives	14-15
Santa Fe 4-4-2 and New York Central 4-6-4 Steam Locomotives	16
Union Pacific and Baltimore & Ohio 4-6-2 Pacific Steam Locomotives	17
Great Northern 4-6-4 Steam Locomotive and Caboose	18
100th Anniversary and New York Central Semi-Scale Die-cast Caboosees	19
Reading and New Haven MU Commuter Cars	20-21
Delaware & Hudson, Lehigh Valley, Nickel Plate Road, Monon and New Haven Alco C-420 Diesel Locomotives	22-23
Lionel Archive Collection: Kansas City Southern F3 Diesel Locomotives and Aluminum Passenger Cars	24-25
Standard O Rolling Stock: CP Rail Boxcars, Great Northern Log Car, Burlington and Gulf Tank Cars	26-27
Centennial 6464 Boxcar, Boy Scout Boxcar, Wabash Flatcar with Trailer, Billboard Flatcar and King Auto Sales Flatcar	28-29
Pennsylvania Tank Car, Conrail Gondola, Jersey Central Hopper, Union Pacific, Norfolk & Western and Railbox Boxcars, Lionel Lines Coal Dump Car and Lionel Lines Log Dump Car	30-31
Postwar Celebration Series Milk Car, T-Rex Bobbing Head Boxcar, New York Central Jumping Hobo Boxcar and Lionel Lines Searchlight Car	32-33
Celebrate a Lionel Christmas Set, Holiday Trolley Set and North Pole Pylon	34-35
Christmas Boxcar, Christmas Gondola with Presents, Lighted Christmas Boxcar, American Flyer Christmas Boxcar and Vapor Records Christmas Boxcar	36-37
Operating Reindeer Car, Operating Santa Boxcar, RailSounds Christmas Boxcar and Operating Santa & Mr. Snowman Car	38-39
Musical Christmas Tree and Large Scale: Christmas Set, Boxcar and Handcar	40-41
Aluminum Rico Station, Culvert Unloader, Oil Drum Loader, Dispatch Station and Mainline Mast Signal	42-43
Big, Rugged Trains 1:160 and Little Lionel	44-45
Southern, New Haven and Western Pacific 4-8-2 Mountain Steam Locomotives	46-47
New York Central 4-6-4 Hudson Steam Locomotive, New York Central Tie-Jector, Chicago & North Western GP-7 Command Special Diesel Locomotive and Santa Fe Non-Powered FT Diesel Locomotive	48-49
Santa Fe Anniversary Passenger Set	50-55
Postwar Celebration Series: Pennsylvania EP-5, #65 Handcar and Rio Grande Snowplow	56-57
Postwar Celebration Series: Fire Instruction Car, Allis Chalmers Condenser Car, Circus Stockcar, Operating Barrel Car and Flatcar with Airplane	58-59
Lionel Archive Collection: Fort Knox Mint Car, Kansas, Oklahoma & Gulf, Spokane, Portland & Seattle Railway and Wabash Boxcars	60-61
Baltimore & Ohio Die-cast Hopper Set	62-63
Union Pacific 6565 Boxcars, Seaboard and Louisville & Nashville Waffle Side Boxcars	64-65
Kansas City Southern and Protex Tank Cars, Grand Trunk and Florida East Coast Gondolas with Coil Covers	66-67
Soo Line Auto Carrier, New York Central Evans Auto Loader, Duluth, Missabe & Iron Range and Canadian Pacific Ore Cars	68-69
Frisco Flatcar with Airplane, Maersk Flatcar with Tractors, Maersk Flatcar with Frames and Maersk Maxi-Stack	70-71
Father's Day Boxcar, Lionel Mines Mint Car, Army Searchlight Car and Army Operating Boxcar	72-73
Santa Fe and Pennsylvania Bay Window Caboosees with CrewTalk, Seaboard and Southern Pacific RailSounds Boxcars	74-75
Pennsylvania Streamliner Set, Union Pacific Madison Car Set and Norfolk & Western Heavyweight Passenger Car Set	76-77
#38 Water Tower, Burning Switch Tower and #356 Operating Freight Station	78-79
Hobo Hotel, Pedestrian Walkovers and #1531R Infrared Controller	80-81
TrainMaster Command Control	82-83
Lionel Power and Control	84-85

LIONEL VILLAGE TROLLEY SET

Hop aboard the Lionel Village Trolley and take a ride through 100 years of Lionel history. Once aboard, you will see some pretty impressive people. Up there in front, right behind the conductor, is Joshua Lionel Cowen, founder of Lionel, with his young son Lawrence seated right behind. Roy Cohn is next in line, followed by former president General John Medaris. As you make your way towards the back, you will find Thomas Pagano, assistant superintendent in charge of parts production seated right in front of Mark Harris, Lionel's first sales manager. Last, but not least, there is Ronald Saypol in the back of the trolley, another former Lionel president. It should make for an interesting ride through history!


Features:


- Detailed molded trolley powered by a precision can motor, directional and interior lighting, window silhouettes and direction activated bumpers
- Transformer/controller
- 2 molded track bumpers
- 4 pieces of straight and 8 pieces of curved 0-27 track

(6-21969) \$99.95


1920

"The fun begins when your Lionel train starts away from the station and hurries down the track! Oh boy!"





THOMAS THE TANK ENGINE & FRIENDS



THOMAS THE TANK ENGINE & FRIENDS CIRCUS PLAYSET

Spend a day at the circus with Thomas the Tank Engine and his friends Annie and Clarabel.

The Circus Playset includes Thomas the Tank Engine, Annie and Clarabel coaches, and a three-dimensional circus tent that sets up in the middle of a dynamic 30" x 76" scenery playboard. In addition, enjoy six fun circus animals, an engineer's cap, a 27" x 36" oval of O-27 track and a transformer/controller. Everything you need for a fun day at the circus is here!

There is no better gift for your child this Christmas than the Thomas the Tank Engine & Friends Circus Playset.

(7-21918) \$129.95



Britt Allcroft (Thomas) Limited 1999

SOUTHERN PACIFIC DIESEL FREIGHT SET & PENNSYLVANIA FLYER SET

Two of the world's most famous railroads are featured in these ready-to-run starter sets. The Southern Pacific, with its beautifully decorated "black widow" scheme RS-3, is a wonderful entry into the world of Lionel. With lights and sound, and rounded out with a boxcar, tank car and caboose, this diesel set is a sure winner under any Christmas tree.

Take a ride on the Pennsylvania Railroad with the all-new Pennsylvania Flyer set. Pulling out of the freight station is a powerful die-cast steam locomotive with lights and real life smoke. You can haul whatever you would like in the nicely decorated boxcar, or on the sturdy flatcar.



Pennsylvania Flyer Set

Features:

- Die-cast steam locomotive with precision can motor, transformer controlled forward, neutral and reverse, operating headlight and puffing smoke unit
- Detailed molded tender body with stamped metal frame
- Rolling stock features sturdy metal wheels and axles, Detailed molded bodies, trucks, frames, brake wheels and operating couplers, Opening doors on boxcar
- 40 watt/3 amp transformer/controller
- 8 pieces of straight and 8 pieces of curved 0-27 track

(6-21971) \$149.95

1934

"Boy, what fun! Nothing like it in this wide, wide world... this ownership of a Lionel Railroad"



Southern Pacific Diesel Freight Set

Features:

- Detailed molded RS-3 diesel engine with precision can motor, transformer controlled forward, neutral and reverse, operating headlight, diesel horn and detailed molded trucks
 - Rolling stock features sturdy metal wheels and axles, Detailed molded bodies, trucks, operating couplers, frames and brake wheels
 - 40 watt/3 amp transformer/controller
 - 8 pieces of straight and 8 pieces of curved 0-27 track
- (6-21970) \$129.95

NEW YORK CENTRAL FLYER FREIGHT SET & FRISCO FREIGHT SET

Two of the most popular set configurations of all time are offered with new, exciting decoration and features in the New York Central Flyer and Frisco Freight sets. The New York Central set, a classic railroad name powered by a die-cast steam locomotive, offers the beginner a little bit of everything. From an operating headlight, puffing smoke, tractor-trailer, grade crossings, crate loads, and now, for the first time, optional Lionel RailSounds™, this set offers fun AND value. You will be amazed at the realistic, digital steam whistle and bell, synchronized chuffing, crew announcements and steam sounds of RailSounds.

The Frisco Freight Set is dominated by its colorful GP-7 diesel locomotive. With an impressive array of brightly colored rolling stock, the Frisco set is as fun to look at as it is to play with. Whether you like steam or diesel, these sets offer fun and exciting times for all!



Check-out this great addition to your Frisco Freight Set on pages 70-71



Frisco Freight Set

Features:

- Detailed molded GP-7 diesel locomotive with precision can motor, transformer controlled forward, neutral and reverse, stamped metal frame, operating headlight and diesel horn
- Rolling stock features sturdy metal wheels and axles, Detailed molded bodies, trucks, brake wheels, frames and operating couplers, Opening doors on boxcar
- 40 watt/3 amp transformer/controller
- 8 pieces of straight and 8 pieces of curved 0-27 track

(6-21972) \$199.95

1986 "Lionel... Toys to grow up with, not out of"



New York Central Flyer Freight Set

Features:

- Die-cast steam locomotive with precision can motor, transformer controlled forward, neutral and reverse, operating headlight and puffing smoke unit
- Detailed molded tender body with stamped metal frame and operating air whistle, or digital RailSounds with steam sounds, synchronized chuffing, crew announcements, brake squeal, steam whistle and bell
- Rolling stock features sturdy metal wheels and axles, Detailed molded bodies, trucks, frames, brake wheels and operating couplers, Opening doors on boxcar
- Die-cast tractor-trailer
- Crate load
- Grade crossings
- 40 watt/3 amp transformer/controller
- 8 pieces of straight and 8 pieces of curved 0-27 track

(6-21948) Air Whistle Version \$169.95

(6-21990) RailSounds Version \$219.95



SANTA FE FREIGHT SET

Straight from the rails of the beautiful Pacific coast, the Santa Fe Freight Set is ready to deliver for you. Offering the ultimate in ready-to-run fun, this set, which can be arranged in a figure eight, is packed with features. From the very beginning, with its die-cast steam locomotive, full of smoke, sound and light, through the middle where you will find unique flatcars and even an operating log car, to the very end, with its classic red caboose, this set packs it all in. For the ultimate in starter set quality, fun and interaction, look no further than the Santa Fe Freight Set.

Features:

- Die-cast steam locomotive with precision can motor, transformer controlled forward, neutral and reverse, operating headlight and puffing smoke unit
- Detailed molded tender body with stamped metal frame and operating air whistle
- Rolling stock features sturdy metal wheels and axles, Detailed molded bodies, trucks, frames and brake wheels, Opening doors on boxcar
- Operating log car which dumps logs at the push of a button
- Premium die-cast tractor-trailer
- Crate load
- Grade crossings
- 40 watt/3 amp transformer/controller
- 7 pieces of straight, 1 piece operating straight, and 12 pieces of curved O-27 track
- 90° Crossover track

(6-11900) \$269.95



Don't miss an exciting add-on to your Santa Fe Passenger Set on pages 48-49.



1933 "Everything but the railroad engineer —
and that's you"



SANTA FE PASSENGER SET

You will be amazed at the detail in this all-new, best ever Lionel passenger set. With a new diesel locomotive, and passenger cars with full interiors, you won't believe your eyes. The famous Santa Fe Warbonnet paint scheme has never looked so good on a Lionel starter set. Take a look at the detailed FT diesel locomotive leading the way and the impressive seats and washrooms located throughout the coach and observation cars. Offered with diesel SignalSounds, or, more impressively, genuine Lionel RailSounds, this set will go down as an all-time favorite.

Features:

- Detailed molded FT diesel locomotive with dual precision can motors, transformer controlled forward, neutral and reverse, Die-cast trucks and pilot, Stamped metal frame, Operating headlight, SignalSounds with bell and horn or digital RailSounds with bell, horn, diesel engine revving and crew announcements
- Passenger cars consist of two coach cars and observation, and feature die-cast trucks and operating couplers, Detailed molded bodies and brake wheels, Interior illumination, Detailed interiors with seats and separate compartments, Decorated drumhead, Vinyl diaphragms between cars and opening doors
- New 80BW 80 watt transformer/controller
- 8 pieces of straight and 8 pieces of curved 0-27 track

(6-21973) RailSounds Version \$349.95

(6-21974) SignalSounds Version \$299.95

NEW YORK CENTRAL FREIGHT SET

If you are looking for the ultimate in quality, durability and a great price for a ready-to-run train set, you need look no further than Lionel's premium New York Central Freight Set. Leading the set is a new, highly detailed die-cast steam locomotive that is fully upgradeable to TrainMaster® Command Control. It is coupled with a durable die-cast tender, and boasts an impressive puffing smoke unit and red firebox glow. Three pieces of high quality Lionel rolling stock, all with die-cast trucks, are punctuated with a classic lighted bay window caboose. Running on standard O-31 track and powered by the all-new 80BW 80 watt transformer, this set has unparalleled power and is the ultimate way to begin years and years of railroad excitement.

Set includes:

- Die-cast locomotive and tender,
Single dome tank car,
Flatcar with trailer, Boxcar,
Bay window caboose,
8 pieces of straight and
8 pieces of curved O-31
track, 80BW 80 watt
transformer/controller

Features:

- Command upgradeable die-cast 4-6-4 locomotive and tender, SignalSounds with bell and whistle or digital RailSounds with bell and whistle, synchronized chuffing, crew announcements, brake squeal and steam sounds, Puffing smoke unit, Die-cast trucks, Operating headlight, Back-up light on tender, Red firebox glow
- SignalSounds version upgradeable to full RailSounds
- Rolling stock features include: Die-cast trucks and operating couplers, Detailed molded bodies and frames, Interior illumination (caboose), Painted bodies
- Set length: 64"

(6-21956) SignalSounds Version \$399.95 (6-21988) RailSounds Version \$449.95



BURLINGTON STEAM FREIGHT SET

For realism and fun at a great price, the Burlington Steam Freight Set is hard to beat. Featuring a newly tooled die-cast steam locomotive with more detail than those on the market today, this will be the set everyone wants. Real life puffing smoke, operating headlight, detailed spoked drivers, separately applied handrails and authentic RailSounds or SignalSounds make the new locomotive in this set a must have. Pulling classic Lionel rolling stock, upgraded to include die-cast trucks, and an illuminated caboose, you will watch in amazement as the Burlington 4000 makes its way around the tracks. Don't miss out on this all-new premium starter set!

Features:

- All-new die-cast steam locomotive with precision can motor, traction tire, operating headlight, puffing smoke unit, separately applied metal handrails and spoked drivers
 - Tender features stamped metal frame, detailed molded body, die-cast trucks and operating coupler
 - SignalSounds with bell and whistle or RailSounds with synchronized chuff, digital bell and whistle, brake squeal and crew announcements
 - Rolling stock features die-cast sprung trucks (caboose trucks are die-cast), detailed molded bodies and frames, metal brake wheels and handrails (tank car) and interior illumination in caboose
 - All-new 80BW 80-watt transformer/controller
 - 8 pieces of straight and 8 pieces of curved 0-27 track
- (6-21975) SignalSounds Version \$299.95
(6-21989) RailSounds Version \$349.95

1922 "A Lionel outfit means years of honest, sensible fun."



PENNSYLVANIA T1 4-4-4-4 DUPLEX

Heralded as the replacement locomotive for the Pennsylvania Railroad's fleet of K-4 Pacifics, the T1 class resembled little else on the "Standard Railroad of the World." From its unique 4-4-4-4 wheel arrangement on a rigid frame, to the startling shark-like streamlining by famed industrial designer Raymond Loewy, the T1s were a new hope in the battle against diesel power.

Unfortunately, the T1's performance failed to meet expectations. Increased maintenance costs, due largely to the complex Poppet valves used, as well as the tendency to slip their drivers while at speed, doomed the T1s not long after their arrival from Baldwin and Altoona.

Lionel's 5511 model recreates the prototype late in its short life. Sometime after their delivery, Pennsy maintenance forces eliminated the streamlined skirting around the 5511's cylinders and below the running boards. A supplemental headlight was also added to the front-end, requiring the relocation of the numbered Pennsylvania keystone. All these features, in addition to accurate builders' plates, train phone antenna and other rigging on the tender deck can be found in Lionel's first issue of this historic locomotive.

Features on 3-rail model:

- All-new die-cast boiler, frame and tender, TrainMaster® Command controlled, High Torque Pittman® motor with momentum flywheel, Articulated RailSounds 4.0 with TowerCom™, CrewTalk™, DynaChuff™ and authentic Pennsylvania T1 sounds, Wireless Tether™, ElectroCoupler on rear of tender, All 8 driver wheels powered, Fan-driven smoke unit, Traction tires, Scale drop coupler on pilot, Additional front coupler supplied for double-heading, Hand-applied metal details on boiler, Operating headlights, Illuminated marker lights, number boards and cab interior, Directional lighting, Red firebox glow, Ashpan glows brighter with engine speed, Additional metal detailing on tender deck, Illuminated tender marker lights and directional back-up light, Engineer and fireman figures in cab
- Minimum Radius: 0-72
- Scale: O-Gauge
- Model: 5511 Length: 31 1/2"
(6-28063) \$1249.95

Features on 2-rail model:

- All-new die-cast boiler, frame and tender, High Torque Pittman® motor with momentum flywheel, All 8 driver wheels powered, Smoke unit, Traction tires, Scale drop coupler on pilot, Hand-applied metal details on boiler, Operating headlights, Illuminated marker lights, number boards and cab interior, Directional lighting, Red firebox glow, Ashpan glows brighter with engine speed, Additional metal detailing on tender deck, Illuminated tender marker lights and directional back-up light, Engineer and fireman figures in cab
- Minimum Radius: 36"
- Scale: O Scale
- Model: 5511 Length: 31 1/2"
(6-28089) \$1249.95



Also
Available in
a 2-Rail
Version!

1941

"Lionel Trains are scale-detailed reproductions, made from real railroad blueprints. To be sure of realism, be sure that you get a genuine Lionel!"



HARRIMAN CONSOLIDATION 2-8-0

Through the first decade of the Twentieth Century, the 2-8-0 Consolidation was the standard wheel arrangement for most mainline freight steam locomotives. Soon after, the Consolidation was relegated to switching and branchline use, where they enjoyed a long career, with some lasting well into the final days of steam in the 1950's.

Our new scale model of the Harriman-type Consolidation was one of the first designs developed by the Associated Railroads in 1902. Many of Lionel's finest features are included, such as Die-cast construction, and optional Command Control and RailSounds. Offered in prototypical Union Pacific and Southern Pacific road names, these locomotives will look great hauling anything from crack mainline freights to local mixed trains on a remote location on your layout. And even though scale-sized, the Consolidation is well-suited for either Lionel's Standard O or traditionally-sized rolling stock.

Features common to both Command and Traditional versions:

- All new die-cast boiler, frame, tender and tender trucks, Metal tender frame, drawbar, engine side rods, handrails and ladders, Illuminated headlight, marker lights and tender back-up lights, Traction tires, Puffing smoke unit, Engineer and fireman figures

Additional features on Command versions:

- Command controlled, RailSounds with TowerCom, CrewTalk and DynaChuff, ElectroCoupler on rear of tender, Directional lighting

Additional features on Traditional versions:

- Command and RailSounds upgradeable, SignalSounds with bell and whistle, Magnetic coupler on rear of tender
- Minimum radius: 0-31
- Scale: O-Gauge
- Length: 20 1/2"

Southern Pacific Command #2685
(6-28036) \$599.95

Southern Pacific Traditional #2686
(6-28037) \$499.95

Union Pacific Command #324
(6-28038) \$599.95

Union Pacific Traditional #326
(6-28039) \$499.95




1947 "Lionel Trains are real! Scale detailed!
Just like real trains in everything but size."



STEAM LOCOMOTIVES

Lionel steam locomotives are a fun way to get started in model railroading. Kids and adults alike are fascinated watching the metal rods drive the spoked wheels forward, seeing smoke pour out of the stack, and hearing the whistle bellow its warning. Lionel offers these exciting entry level steam locomotives, including one made from all-new tooling. Pick one, or take them all. They are a great way to start a lifetime of enjoyment.



A detailed black die-cast steam locomotive with a large black tender. The tender has "NEW YORK CENTRAL" written on it in white. The locomotive has the number "5413" on its side. It is shown on a set of model railroad tracks.

New York Central 4-6-4 Steam Locomotive

This all-new, highly detailed steam locomotive is sure to be an instant favorite. Made from completely new tooling, this locomotive has all of your favorite features: Real-life puffing smoke, SignalSounds with bell and whistle, operating headlight, separately applied handrail details on the boiler, real spoked wheels you can see through and die-cast trailing trucks. All this and a great price, too! It's a great way to start your layout.

Features:

- All-new die-cast steam locomotive, Precision can motor, Operating headlight, Puffing smoke unit, Separately applied metal handrails, Spoked metal drivers, Traction tire, Detailed molded tender with die-cast trucks and operating coupler, SignalSounds with bell and whistle
 - Minimum Radius: 0-27
 - Scale: 0-Gauge
 - Length: 19"
- (6-28027) \$179.95



A detailed black die-cast steam locomotive with a black tender. The tender has "NEW YORK CENTRAL" written on it in white. The locomotive has the number "524" on its side. It is shown on a set of model railroad tracks.

Santa Fe 4-4-2 Steam Locomotive

Features:

- Die-cast locomotive powered by precision can motor, Traction tire, Operating headlight, Puffing smoke unit, Detailed molded tender with operating coupler on rear, Air whistle, Bold Santa Fe markings
 - Minimum Radius: 0-27
 - Scale: 0-Gauge
 - Length: 18 1/2"
- (6-18682) \$99.95

1948

"If you've seen Lionel smoke-puffing locomotives in action, you know there's nothing so realistic anywhere"

4-6-2 PACIFIC STEAM LOCOMOTIVES

Popular for their medium build and substantial pulling power, the 4-6-2 Pacific style steam locomotives were the workhorses of most railroads. Lionel's newest version of this exciting locomotive is offered in two new popular road names, the venerable Union Pacific and Baltimore & Ohio. Both railroads used the Pacific style engines for numerous tasks, and combined, owned more than 400 of various types. Perfect for medium to large layouts, these Lionel Pacific locomotives are a great addition to any collection.

Features common for both Command and Traditional versions:

- Die-cast boiler, tender body, locomotive frame, trucks, operating coupler (rear of tender) and pilot truck, Precision can motor with momentum flywheel, Puffing smoke unit, Operating headlight, Traction tire, Red firebox glow, Direction activated lighting on rear of tender
- Minimum Radius: 0-31
- Scale: 0-Gauge
- Length: 19 3/4"

Additional features included on Command versions:

- Command controlled, RailSounds with CrewTalk and TowerCom, ElectroCoupler on rear of tender

Additional features included on Traditional versions:

- Command and RailSounds upgradeable, SignalSounds with bell and whistle, Magnetic coupler on rear of tender



Baltimore & Ohio Command #5308
(6-28032) \$499.95

Baltimore & Ohio Traditional #5309
(6-28033) \$399.95

Union Pacific Command #2860
(6-28034) \$499.95

Union Pacific Traditional #2861
(6-28035) \$399.95

GREAT NORTHERN - GREAT VALUE!

From the picturesque scenery of America's great northwest comes this stunning steam locomotive and caboose. Featuring the all-new 4-6-4 steam locomotive, this dynamic duo makes a great addition to any layout. With paint schemes prototypical of the Great Northern Railroad, as well as its famous mascot, Rocky the Goat, you won't want to be without this impressive tandem.

1999 "Engineer Some Fun"

Great Northern 4-6-4 Steam Locomotive

Made from all-new tooling, this impressive die-cast steam locomotive packs a lot of detail in its compact frame. Built with smaller layouts in mind, it will nonetheless look right at home on the largest of pikes. Equipped with all of your favorite features — puffing smoke, brilliant headlight, SignalSounds, separately applied handrails, die-cast trucks — this locomotive is sure to be among your favorites.

Features:

- All-new die-cast boiler, Precision can motor, Operating headlight, Puffing smoke unit, Separately applied handrails, Spoked metal drivers, Traction tire, Detailed molded tender with die-cast trucks and operating coupler on rear, SignalSounds with bell and whistle
- Scale: O-Gauge
- Minimum Radius: 0-27
- Length: 19 1/2"

(6-28055) \$179.95



Great Northern Square Window Caboose

The perfect companion to the Great Northern 4-6-4 steam locomotive, this impressive caboose rounds out your favorite consist. Designed with a center cupola and featuring interior illumination, this prototypically decorated caboose is one you don't want to be without.

Features:

- Die-cast trucks and operating couplers, Detailed molded body and frame, Interior illumination
- Scale: O-Gauge
- Minimum Radius: 0-27
- Length: 7 1/8"

(6-26543) \$34.95

DIE-CAST SEMI-SCALE CABOOSES

Your locomotives deserve the best rolling stock and cabooses. These Die-cast Semi-Scale cabooses certainly fit the bill. With great detail on the outside, and your favorite features on the inside, these cabooses have earned the right to travel with your most prized Lionel locomotives.

New York Central Die-cast Cabooses

Perfect for your Lionel New York Central steam locomotives, these cabooses offer realism, durability and fun at an affordable price. Modeled after New York Central wood-sided cabooses from the early days of steam, these offerings pack detail and features into their semi-scale bodies. From premium decoration to great smoke units, these cabooses have it all. Pick your favorite, or enjoy them all, as they add character to any layout.

Features:

- Die-cast body, frame, trucks and operating couplers,
- Metal handrails and brake wheels, Smoke unit,
- Interior illumination and marker lights
- Scale: O-Gauge
- Minimum Radius: O-27
- Length: 10"

NYC Jade Green "Safety Wherever"
(6-17636) \$129.95

NYC "Quicker Via Peoria"
(6-17637) \$129.95



100th Anniversary Gold Die-cast Caboose

As the follow-up to our Anniversary J-1E Hudson, this caboose is a sight to behold. Plated in 24-karat gold and highlighted with platinum plated accents, this caboose is the perfect way to celebrate 100 years of Lionel fun. As a bonus, it fits perfectly in the display case behind your anniversary J-1E Hudson.

Features:

- Die-cast body, frame, trucks and operating couplers, Metal handrails and brake wheels,
- Plated in 24-karat gold with platinum plated accents, Smoke unit, Interior illumination and marker lights
- Scale: O-Gauge
- Minimum Radius: O-27
- Length: 10"

(6-17635) \$149.95

MU COMMUTER CARS

From the dawn of the 20th Century, with the use of wooden open-platformed cars, to the mid-1950's, when all had been converted to steel, the new material of choice, railroads used Multiple Unit (MU's) cars to transport commuter traffic back and forth between work and home. Running as many as six cars together, these electric chariots moved thousands of people daily.

Offered for the first time with TrainMaster Command Control, these two sets will go down as Lionel's best Commuter Cars ever. Bedecked in the appealing colorful paint schemes of the New Haven and Reading railroads, these sets will be a welcome sight to any layout – big or small.

Each set consists of:

- Powered unit
- Non-powered unit

Features:

- TrainMaster Command Control, Dual precision can motors, RailSounds with authentic Commuter Car sounds, Die-cast trucks and ElectroCouplers, Stamped metal frame and pantographs, Detailed molded bodies and underframe detail, Directional lighting, Interior illumination, Passenger silhouettes, Metal chains on all end doors
- Scale: O-Gauge
- Minimum Radius: 0-31
- Set Length: 33 1/4"

(6-18328) New Haven \$569.95

(6-18331) Reading \$569.95



1939 "Any boy will tell you... Only a Lionel will do all the things a real train does"



ALCO C-420 DIESEL LOCOMOTIVES

Lionel's new generation of diesel locomotives offer the highest level of detail imaginable. The all-new Alco C-420 is no exception. At first glance, you will be amazed at the keen attention to even the smallest detail. From separately applied grab irons, lift rings and windshield wipers, to opening cab doors, engineer figure, painted steps and warning placards, you are bound to find something new every time you look at it.

Of course, beneath all of the exterior enhancements is a great running locomotive crafted with die-cast components, powered by two motors and complete with a fan-driven smoke unit. With the option of five prototypical paint schemes in Command or Traditional versions, there is a C-420 for everyone. You will discover that it is next to impossible to find this level of quality and value at such an affordable price!

**Realistic
Diesel
Smoke!**

Features common for both Command and Traditional versions:

- Dual precision can motors with flywheels, Durable die-cast trucks, couplers, fuel tank and pilots, Sturdy metal frame and handrails, Detailed molded body, Traction tires, Operating headlights, Fan driven smoke unit, Opening cab doors, Engineer figure

Additional features on Command versions:

- Command controlled, RailSounds with TowerCom and CrewTalk, ElectroCouplers, Directional lighting

Additional features on Traditional versions:

- Command and RailSounds upgradeable, SignalSounds with bell and horn, Magnetic couplers
- Minimum Radius: 0-31
- Scale: O-Gauge
- Length: 15"



Monon Command #505
(6-28505) \$349.95

Monon Traditional #506
(6-28506) \$249.95

2000

Delaware & Hudson Command #412
(6-18588) \$349.95

Delaware & Hudson Traditional #411
(6-18591) \$249.95



New Haven Command #2556
(6-28507) \$349.95

New Haven Traditional #2557
(6-28508) \$249.95

Nickel Plate Road Command #577
(6-18587) \$349.95

Nickel Plate Road Traditional #578
(6-18590) \$249.95

Lehigh Valley Command #409
(6-18589) \$349.95

Lehigh Valley Traditional #410
(6-18592) \$249.95

1955

"How often you've seen diesels like this on big railroads and dreamed you were at the throttle. Now you can be!"

ARCHIVE COLLECTION

KANSAS CITY SOUTHERN SET

Sporting one of the most colorful paint schemes in the midwest, the Kansas City Southern's "Southern Belle" livery is as striking today as it was when train travel was the preferred method of transportation in America.

Originally modeled by Lionel Corporation designers in the 1950's but never produced, our KCS F3's languished in obscurity until now. As our second Archive F3 offering, we've assigned them the next available catalog number, 2388, as if they had gone into production when originally conceived. Produced with all our best features as well as the finest sound system in the industry, add these Archive F3's to your collection today!

Kansas City Southern F3 A-A Features:

- One powered, one non-powered F3 A-units, Dual Pullmor motors, Command controlled, RailSounds with TowerCom and CrewTalk, ElectroCouplers on nose of both A-units, Magne-Traction®, Die-cast frames, trucks and pilots, Detailed molded bodies, Illuminated headlights and interiors, Directional lighting, Fixed couplers at rear, Metal ladders, Finished cab interior with engineer and brakeman figures
- Minimum radius: 0-31
- Scale: 0-Gauge
- Length: 26 1/2"

(6-14500) \$699.95



Kansas City Southern Aluminum Passenger Set

What would a pair of F3's be without a matching set of passenger cars? To fit the bill, we're introducing this authentic KCS aluminum car consist. Produced using new smooth-sided extrusions, these cars include our usual top-of-the-line features, in addition to added bonuses like die-cast underbody detail. Along with our new F3's, this set is sure to be a stand-out on your layout.

**New
Lower
Price!**

Kansas City Southern Passenger Set includes:

- Baggage
- 2 Coaches
- Observation

Features:

- Extruded aluminum bodies, Die-cast trucks, operating couplers and underbody detail, Stamped metal frame, Interior illumination, Passenger silhouettes
- Minimum radius: 0-31
- Scale: 0-Gauge
- Length: 16" Baggage and Coaches
15 1/2" Observation

(6-19194) \$399.95

1953 *"The biggest thrill any Christmas can bring! Lionel Trains with Magne-Traction!"*



STANDARD O ROLLING STOCK

Lionel's line of Standard O Rolling Stock is modeled using true 1/4"-to-the-foot O Scale proportions. With rugged construction, accurate detail and die-cast sprung trucks, these are among the finest pieces of rolling stock that Lionel offers.



1933

"Lionel cars are famous the world over for their remarkable likeness to real ones."

CP Rail 9464 Boxcars

In 1968, the Canadian Pacific Railway updated its name and image to become CP Rail. The hallmark of the new image was the "Multimark" symbol, applied predominantly to the ends of all locomotives and rolling stock. These striking CP Rail 9464 boxcars accurately capture the different colors and brilliant paint schemes applied to CP's boxcars for twenty years through 1988. Collect them all!

Features:

- Durable die-cast frame, sprung trucks and operating couplers, Detailed molded body, doors and door guides, Metal brake wheel
- Scale: Standard O
- Minimum Radius: 0-27
- Length: 11 1/8"

CP Rail Boxcar – Action Silver
(6-17260) \$59.95

CP Rail Boxcar – Action Green
(6-17261) \$59.95

CP Rail Boxcar – Action Red
(6-17262) \$59.95



Uni-body Tank Cars

Sporting a modern frameless design, these Gulf and Burlington Uni-body tank cars are accurate reproductions of tank cars seen on the rails today. The separately applied warning placards warn of the simulated dangers while rolling on the rails through Lionelville. Just what are they carrying?

Features:

- Die-cast sprung trucks and operating couplers, Detailed molded body, platforms and railing, Metal brake wheel, Separately applied warning signs
- Scale: Standard O
- Minimum Radius: 0-27
- Length: 11 1/8"

Gulf Uni-body Tank Car
(6-17915) \$59.95

Burlington Uni-body Tank Car
(6-17916) \$59.95



Great Northern Flatcar with Logs

Rocky the Goat makes another appearance in Lionelville, this time on our new Great Northern Flatcar with Logs. This authentic car is perfect for hauling Oregon timber to the lumber industries on your layout.

Features:

- Detailed molded body, frame and stakes, Die-cast sprung trucks and operating couplers, Separately applied metal tie-down chains, Three real wood logs
 - Scale: Standard O
 - Minimum Radius: 0-27
 - Length: 11 1/8"
- (6-17554) \$49.95

FUN ROLLING STOCK

From Boy Scouts to kings and billboards to birthdays, nobody offers the variety of rolling stock that Lionel does. Celebrate our Centennial, honor a Scout, enjoy the hospitality of Lionelville, ship your favorite products, or buy a cool Caddy from the King. All these things are possible with Lionel!



Lionel Centennial 6464 Boxcar

Join with us in celebrating 100 years of railroading fun with this commemorative 6464 boxcar. Decorated in the colors of Lionel, this boxcar will certainly be one to treasure for the next hundred years.

Features:


- Die-cast sprung trucks and operating couplers, Stamped metal frame, door guides and brake wheel, Detailed molded body and opening doors
 - Scale: O-Gauge
 - Minimum Radius: 0-27
 - Length: 10 1/4"
- (6-29298) \$44.95

Wabash Flatcar with Trailer

Add color and realism to your layout with this brightly decorated Wabash flatcar. The trailer, in the bold blue and white colors of Wabash, stands in stark contrast to the ruby red flatcar. Even if you have never heard of the Wabash Railroad, you will want to own this car based on its looks alone!

Features:

- Die-cast sprung trucks and operating couplers, Sturdy metal brake wheel, Detailed molded body, Removable trailer with die-cast frame
 - Scale: O-Gauge
 - Minimum Radius: 0-27
 - Length: 10 3/4"
- (6-36065) \$44.95



King Auto Sales Flatcar


You ain't nothing but a hound dog looking for a shiny new Caddy. Drive right on in to King Auto Sales and let them sell you the car of your dreams. With the professional service of King Auto, you won't need to worry about getting those blue suede shoes stepped on!

Features:

- Die-cast sprung trucks and operating couplers, Sturdy metal brake wheel, Detailed molded body, Die-cast pink Cadillac
 - Scale: O-Gauge
 - Minimum Radius: 0-27
 - Length: 10 3/4"
- (6-36067) \$59.95

1954

"All the vibrant color and flashing action of real railroading... that's literally true of Lionel Trains!"



Additional billboard shown at left



Lionel Billboard Flatcar

Unique as Lionel itself, this flatcar exudes nostalgia. With billboard artwork seemingly torn from the 1950's, you and your friends will enjoy your visit to Lionelville.

Features:

- Die-cast sprung trucks and operating couplers, Sturdy metal brake wheel, Detailed molded body, Two Lionel billboards with unique Lionelville decoration secured to car with metal chains
 - Scale: O-Gauge
 - Minimum Radius: 0-27
 - Length: 10 3/4"
- (6-36064) \$44.95

Boy Scout Boxcar

Honor one of the great institutions of youth, the Boy Scouts of America. Decorated in the colors and logos of the Boy Scouts, this car makes a great gift for any son. Join with us in celebrating 90 years of leadership and values.

Manufactured by permission of the Boy Scouts of America.

Features:

- Die-cast trucks and operating couplers, Sturdy metal wheels, axles and brake wheel, Detailed molded body, frame, door guides and opening doors
 - Scale: O-Gauge
 - Minimum Radius: 0-27
 - Length: 10 1/4"
- (6-26275) \$44.95



LIONEL ROLLING STOCK

There's no better way to liven up a set or consist than with Lionel rolling stock. Offered in a wide variety of styles and road names, Lionel rolling stock offers great value at a reasonable price. Perfect for gifts, add-ons to starter sets, or just to collect, this rolling stock is just what you have been looking for.

All cars feature:

- Metal wheels and axles, Detailed molded bodies, frames, brake wheels, trucks and operating couplers

Tank car features:

- Metal ladders and handrails

Gondola features:

- Two molded canisters

Boxcars \$24.95 each
Length: 10 1/4"
(6-26240) Railbox
(6-26241) Norfolk & Western
(6-26277) Union Pacific



Jersey Central Two Bay Hopper
Length: 9"
(6-16444) \$24.95



Conrail Gondola
Length: 10"
(6-36063) \$24.95



Pennsylvania Single Dome Tank Car
Length: 10"
(6-26100) \$24.95



1976 "Lionel... The Big Train for Small Hands"



Lionel Lines Log Dump Car

Ship timber anywhere on your layout with the Lionel Lines Log Dump car. It's fun to push a button and watch the logs roll off. For hours of interactive fun, there is nothing better than the Lionel Log Dump car.

Features:

- Die-cast sprung trucks and operating couplers, Sturdy metal wheels, axles and brake wheel, Detailed molded body and receiving bin, Log load
Requires remote control track sold separately,
6-65149 or 6-12746 (O-27)
6-65530 (O-Gauge)
- Minimum Radius: O-27
- Scale: O-Gauge
- Length: 10 7/8"
(6-26722) \$46.95



Lionel Lines Coal Dump Car

Add some fun and play value to your layout with the Lionel Lines Coal Dump Car. Pull your train up alongside the receiving bin, push a button and watch the coal fly! Decorated in the colors of good ol' Lionel, it will look great on any layout.

Features:

- Die-cast sprung trucks and operating couplers, Sturdy metal wheels, axles and brake wheel, Detailed molded body and receiving bin, Coal load
Requires remote control track sold separately,
6-65149 or 6-12746 (O-27)
6-65530 (O-Gauge)
- Minimum Radius: O-27
- Scale: O-Gauge
- Length: 10 7/8"
(6-26721) \$44.95

FUN OPERATING CARS

For interactivity and fun, there is nothing better than Lionel operating cars. Built with creativity and imagination, these cars provide hours of enjoyment for the whole family. Whether it's an old favorite like the Postwar Celebration Milk Car, or a new classic like the Jumping Hobo boxcar, you will always have fun with Lionel operating cars.

New York Central Jumping Hobo Car

You will never get tired of watching the action of this all-new operating car. As the boxcar travels the rails of your layout, a mischievous hobo lurks outside its doors. Up ahead, the rail policeman is waiting to give him a ticket when all of a sudden, "WHOOSH!" The hobo flies into the boxcar foiling his blue-uniformed pursuer. Simply reset the spring, and the hobo is back outside waiting for his next encounter. The Jumping Hobo Car is one you won't want to miss!



Lionel Lines Extension Searchlight Car

To brighten an otherwise dark situation, use the Lionel Lines Extension Searchlight car. With a removable searchlight, you can illuminate the farthest reaches of your layout. Perfect for work trains, or to enliven any consist, the Extension Searchlight Car is great for a multitude of tasks.

Features:

- Die-cast trucks and operating couplers, Metal brake wheels, Detailed molded body, Illuminating searchlight can be taken off car to be placed trackside
- Scale: 0-Gauge
- Minimum Radius: 0-27
- Length: 9 1/2"

(6-19880) \$59.95



NYC Jumping Hobo Car Features:

- Die-cast sprung trucks and operating couplers, Metal door guides and brake wheel, Detailed molded body, frame and opening doors, Hobo figure attached to metal rod inside of car activated by trackside base, Police figure attached to trackside base can be rotated so as not to activate jumping
- Scale: O-Gauge
- Minimum Radius: 0-27
- Length: 10 1/4"

(6-26725) \$59.95

**3662 Postwar Celebration Milk Car**

Introduced in 1955, the 3662 Milk Car quickly became a favorite of kids and adults alike. It was easy to become mesmerized by the fast action of the milkman as he hurriedly threw milk cans on the metal platform next to the car. Now you can relive those same feelings from 1955 with this Postwar Celebration reissue. Meticulously recreated to capture the look and feel of the original, the modern 3662 is sure to be a classic in its own right.

Features:

- Die-cast trucks and operating couplers, Stamped metal frame, door guides and brake wheel, Detailed molded body and opening doors, Metal unloading platform, Seven milk cans, Milkman figure, Postwar Celebration Series builders plaque

Requires remote control track, sold separately, 6-12746 (0-27) or 6-65530 (0-Gauge)

- Scale: O-Gauge
- Minimum Radius: 0-27
- Length: 10 7/8"

(6-19554) \$129.95

T. Rex Bobbing Head Boxcar

Right out of the Jurassic Era and into the 21st Century, archaeology comes to life with this all-new T. Rex boxcar. Once the ruler of the earth, the Tyrannosaurus Rex rose above its contemporaries with imposing height and razor-sharp teeth. Don't fear this T. Rex, though. He loves riding the rails of Lionelville and getting a good look at the passing scenery as he bobs his head up and down.

Features:

- Sturdy metal brake wheel, wheels and axles, Detailed molded body, frame, trucks, door guides and opening doors, T. Rex head bobs up and down as car moves around the tracks
- Scale: O-Gauge
- Minimum Radius: 0-27
- Length: 10 1/4"

(6-26726) \$49.95



SEASONAL SETS AND SANTA IN MOTION

Celebrate a Lionel Christmas Set

All aboard for a ride to holiday fun! Powered by a colorful die-cast steam locomotive, this set has everything you need to make the holidays special. From a boxcar that plays twelve of your favorite Christmas carols, to a gondola filled with snow-covered trees, the Tinsel Town Express will make your Christmas decorations complete. What's more, it's the first ready-to-run Christmas set ever produced by Lionel, so you won't want to miss out on this once in a lifetime chance to own a true original. It's the perfect way to say "Merry Christmas" to your friends and family.

Set includes:

- Steam locomotive and tender, Musical boxcar, Gondola filled with Christmas Trees, Caboose

Features:

- Die-cast steam locomotive with precision can motor, operating headlight and smoke unit, Rolling stock features detailed molded bodies, trucks, operating couplers, frames and brake wheels, Boxcar plays 12 Christmas carols which can be turned on and off (requires 9 volt battery not included), Tender features realistic air whistle, Caboose features interior illumination, 40 watt/3 amp transformer/controller, 8 pieces of straight and 8 pieces of curved 0-27 track

(6-21944) \$199.95



1948

"We know of no other gift that offers so many years of fun, excitement, and happiness as a Lionel Train."



Christmas Trolley Set

The best way to visit the great downtown shops for those perfect gifts is to catch a ride on the Garland Holiday Town Transit Trolley. Good ol' Number 7 will drop you off in the morning and pick you up at night after a hard day of shopping. When the temperature drops and the snow begins to fly, take the holiday trolley and watch the world go by.

Features:

- Detailed molded trolley powered by a precision can motor, directional and interior lighting, window silhouettes and direction activated bumpers, Transformer/controller, 2 molded track bumpers, 4 pieces of straight and 8 pieces of curved 0-27 track allow you to create your own layout

(6-21945) \$99.95


North Pole Pylon

Santa is ready for his biggest night of the year as he takes off from North Pole International Airport with his famous flying reindeer. You will enjoy watching him circle above your layout as he prepares to leave on his worldwide journey of gift giving. Whether you have been naughty or nice, there is nothing more amazing than watching Santa fly through the air in his sleigh filled with presents. Make sure he visits your layout this Christmas!

Features:

- Powered by precision can motor, Stamped metal tower, Detailed molded building, base and tower top, Santa's sleigh and reindeer attach to metal arm and fly around tower, Interior illumination in building
- Dimensions: 5 3/4" x 5 3/4" x 14 1/4"
- Santa and reindeer fly 21 1/2" above base

(6-14079) \$99.95



Close-up of Santa and reindeer

FUN CHRISTMAS ROLLING STOCK



Christmas Gondola with Presents

What could be better than your very own gondola filled with presents pulling into the station? With this car, you will never have to find out!

Features:

- Die-cast sprung trucks and operating couplers, Metal brake wheel, Detailed molded body, Set of 10 Christmas packages
- Scale: O-Gauge
- Minimum Radius: 0-27
- Length: 10 1/2"

(6-36066) \$49.95



Vapor Records Christmas Boxcar

You are on your way to rock stardom with this festive Vapor Records boxcar. It's the perfect addition to any Christmas collection.

Features:

- Die-cast trucks and operating couplers, Metal brake wheel, Detailed molded body, frame, door guides and opening doors
- Scale: O-Gauge
- Length: 10 1/4"

(6-36213) \$44.95

1952 "Happiest Christmas dream in any boy's life... Lionel Trains!"

American Flyer Christmas Boxcar

This impressive car is decorated for the holidays! Get in the Christmas spirit and add this American Flyer exclusive to your collection today.

Features:

- Die-cast trucks and operating couplers, Stamped metal frame and door guides, Detailed molded body, brake wheel and opening doors
- Scale: S-Gauge
- Length: 8 3/4"

(6-48340) \$54.95



Lighted Christmas Boxcar

Brighten up any holiday layout with this illuminated boxcar. You will love the way the Christmas tree lights up just like the one in your living room! Also makes a perfect addition to the O-Gauge Christmas set!

Features:

- Die-cast trucks and operating couplers, Metal brake wheel, Detailed molded body, frame and door guides, Interior lights illuminate Christmas tree on sides of car
- Scale: O-Gauge
- Minimum Radius: O-27
- Length: 10 1/4"

(6-26706) \$59.95

Christmas Boxcar

A must for any holiday collection, this brightly decorated Christmas boxcar is a great addition to offerings from past years or the new O-Gauge Christmas Set on pages 34-35.

Features:

- Die-cast sprung trucks and operating couplers, Sturdy metal brake wheel, Detailed molded body, frame, door guides and opening doors
- Scale: O-Gauge
- Minimum Radius: O-27
- Length: 10 1/4"

(6-26272) \$44.95



CARS THAT CAPTURE THE SIGHTS AND SOUNDS OF CHRISTMAS

To get the most out of your holiday layout, add these colorful Lionel operating cars. If you need music or action, these are the cars you cannot be without this Christmas. Your guests will be amazed at the great sound quality of the RailSounds Boxcar and will enjoy watching the antics of Santa and Mr. Snowman as they play tag. Make your Christmas layout a true winter wonderland with these fun cars.

Santa and Snowman Boxcar

There is a lot of pressure in knowing that you need to deliver presents around the world in just one night, so to relax, Santa and his friend, Mr. Snowman, like to play tag around the Christmas layout. As one rides on top of the specially outfitted boxcar, the other stands on a waiting platform. As soon as the car passes underneath the platform, they change places. You will enjoy watching them as much as they enjoy playing tag!

Features:

- Die-cast sprung trucks and operating couplers, Metal brake wheel, Detailed molded body, frame, door guides and opening doors, Stamped metal and plastic trestle, Santa and Mr. Snowman exchange places as car passes underneath
- Scale: O-Gauge
- Minimum Radius: 0-27
- Length: 10 1/4"

(6-26739) \$59.95

Reindeer Car

Straight from the North Pole, the reindeer loves riding around your layout and seeing all of the great holiday decorations you have put up. But is he paying attention to the tell-tale ahead? It's close, but he ducks just in time and pops right back up to continue enjoying the ride. Will he be so lucky next time?

Features:

- Die-cast sprung trucks and operating couplers, Stamped metal frame, Detailed molded body and trackside tell-tale, Reindeer head ducks as train approaches tell-tale
- Scale: O-Gauge
- Minimum Radius: 0-27
- Length: 9"


(6-26740) \$44.95

Christmas RailSounds™ Boxcar

Enjoy one of the holidays' most beloved songs, "Jingle Bells," with amazing RailSounds quality as this car travels around the tracks. Decorated with a "one horse open sleigh," this car is a must have for any Christmas layout.

Features:

- Die-cast trucks and operating couplers, Stamped metal frame and brake wheel, Detailed molded body, doors and door guides, RailSounds equipped with recording of "Jingle Bells"
 - Scale: O-Gauge
 - Minimum Radius: 0-27
 - Length: 10 1/4"
- (6-26718) \$199.95



Santa Operating Boxcar

When it's an extra busy gift year, and Santa doesn't have enough room in his sleigh, he enlists the help of Lionel's Operating Boxcar to help him with his deliveries. As he approaches your town, Santa throws a sack of presents out of the car. Will you help him complete his Christmas Eve duties?

Features:

- Die-cast sprung trucks and operating couplers, Stamped metal frame and brake wheel, Detailed molded body, door guides and opening doors, Santa figure throws out sack
- Requires remote control track, sold separately,
6-65149 or 6-12746 (0-27)
6-65530 (0-Gauge)*
- Scale: O-Gauge
 - Minimum Radius: 0-27
 - Length: 10 1/4"
- (6-26741) \$59.95



Close-up of Santa

CELEBRATE 100 YEARS OF CHRISTMAS MAGIC

Christmas Tree with 400E Train Set

Lionel's musical Christmas Tree makes a perfect gift for any train enthusiast. Playing "Jingle Bells" and featuring an operating replica of the 400E Locomotive with State cars, this tree helps make the holidays even more festive.

Features:

- Beautifully flocked Christmas Tree with silver garland, colorful ornaments and operating lights, Die-cast base with 400E Locomotive and State cars that travel around the tree through three mountain tunnels, Four Lionel gift boxes sit underneath tree, Train can be operated with or without music, Wall pack/power cord included for easy operation, Produced in a Limited Edition of 5,000 pieces
- Dimensions: 11" x 8 1/4"
(6-14125) \$69.95



Large Scale Christmas Set

There is nothing more festive than a Lionel Large Scale train set under the tree at Christmas. You won't want to miss out on Lionel's Holiday Special decorated in bright, cheerful holiday colors. With Santa at the controls, this set delivers F-U-N!

Features:

- Ready-to-run set with 12 pieces of curved track, Transformer/controller
- All cars made of detailed molded plastic
- Track diameter: 51"

(8-81019) \$199.95

Large Scale Christmas Boxcar

Festively decorated in the bright colors of Christmas, this handsome boxcar is a great addition to your Large Scale Christmas Set or collection. Be sure to celebrate the holidays with this classic car.

Features:

- Detailed molded body, frame, trucks, brake wheel, door guides and opening doors, Equipped with Large Scale knuckle couplers and optional hook and loop couplers
- Compatible with most popular G-Gauge trains
- Scale: Large Scale
- Length: 16"

(8-87018) \$54.95



Large Scale Santa and Snowman Handcar

You will howl with delight as you watch Santa and Mr. Snowman pump their way to Tinsel Town. Does Santa have a gift for you in his bag?

Features:

- Precision can motor, Detailed molded body, Santa and Mr. Snowman figures
- Compatible with most popular G-Gauge trains
- Scale: Large Scale
- Length: 8"

(8-87212) \$99.95



1946 "Hello Pop! Just a reminder that I would like a Lionel train for Christmas"

THE BEST ACCESSORIES IN MODEL TRAINS

Lionel brings you the best variety, the best features and the best value in operating accessories. Whether whimsical or prototypical, big or small, these accessories bring interaction to the fore, and help provide hours of family fun. Don't miss out on these exciting accessories.

345 CULVERT UNLOADER

A new version of a great Lionel classic! An optical beam senses when a culvert gondola is present, automatically triggering the hazard lights on top of the conveyor, followed 3 seconds later by the light in the watch tower! The traveling crane moves over the gondola car, lowers its magnetic lift, picks up the waiting culvert and transports it to the unloading station! Pair it up with the 342 Culvert Loader for continuous loading and unloading operation. *Culvert car sold separately.*

Features:

- Stamped metal and plastic construction, motorized magneticlift, automatic operation
- Dimensions: 13" x 11" x 8"

Conventional Version
(6-12983) \$199.95

Command Controlled Version
(6-22975) \$299.95



LIONEL SOUND DISPATCH STATION

"Pennsylvania 2075, you are clear on track 5." Hear your own voice blasting across your layout with the 465-99 Sound Dispatch Station. High above the tracks, the busy controllers are hard at work to ensure safe train travel through your empire. With a real functioning microphone, you can broadcast your voice through the speaker, or record a message to play back whenever you choose. For interactivity and fun, you can't go wrong with the Sound Dispatch Station.

Features:

- Real operating microphone with intercom and recording capability, Detailed molded body, Interior illumination
- Dimensions: 11" x 5" x 6"

(6-22999) \$99.95



ALUMINUM RICO STATION

One of Lionel's favorite passenger stations has been transformed into an aluminum masterpiece. Taking inspiration from both the real station and Lionel's plastic model, the Aluminum Rico Station will make a bold statement on your layout. With embossed shingle and siding details, and decorative enhancements made from pewter, this station is a real head turner. Lit from within, the station will look as good with the lights out as it does with them on. Add this new passenger station to your layout today!

Features:

- Stamped aluminum construction, Decorative pewter enhancements, Embossed roof and siding details, Frosted window inserts, Interior illumination, Opening doors, Weathered finish
 - Dimensions: 22 1/2" x 7 1/2" x 9 1/2"
- (6-32997) \$399.95



OIL DRUM LOADER

For fast paced, fun action, the Oil Drum Loader is a real winner. You'll watch in amazement as the forklift driver maneuvers his vehicle back and forth from the train to the loading ramp with oil drums in tow. He will even work after hours for you as a yard light basks the platform in brilliant illumination. A more dedicated worker you won't find! Compatible with Lionel or American Flyer S-Gauge trains. *Gondola sold separately.*

Features:

- Operating forklift unloads oil drums from ramp and takes them to a waiting car for loading, 6 detailed die-cast barrels, Die-cast forklift and figure included, Working yard light
- Dimensions: 8" x 8" x 8 1/8"

(6-22997) \$159.95

MAINLINE MAST SIGNAL

- Die-cast construction
- Red lighted signal
- 153C contactor included
- Dimensions: 4 1/2" x 4" x 1 1/2"

(6-22940) \$49.95

1949

"Build up your pike
with Lionel action
accessories"

Now Arriving! 1:160 Scale

AGES 3 AND UP
1:160 SCALE

LIONEL BIG, RUGGED TRAINS™

For Kids!

Lionel proudly offers six unique locomotives for the young or young at heart. Each piece is die-cast and detailed with authentic decoration and moving wheels. And because these are **RUGGED TRAINS**, they'll stand up to the roughest of play and are not too **BIG** to put in your pocket!



7-95001
Atchison, Topeka
& Santa Fe
Super Chief F3
\$4.95



7-95002
Baltimore & Ohio
Chessie System
GP-9
\$4.95



7-95003
Pennsylvania
GG1
\$4.95



7-96001
New York Central
Hudson
\$4.95



7-96003
Norfolk & Western J
\$4.95



7-96005
Western & Atlantic
Railroad General
\$4.95



NEW YORK CENTRAL HUDSON	
TRACTIVE EFFORT:	41,860 LBS.
WEIGHT:	780,000 LBS
LENGTH:	106 FT. 1 IN.
MAXIMUM SPEED:	BETWEEN 60 MPH & 90 MPH
CLASSIC SERIES	
1 9 9 9	
LIONEL BIG, RUGGED TRAINS™	
<p>IN 1926, THE NEW YORK CENTRAL RAILROAD SET OUT TO BUILD A LARGE ENGINE WHICH WOULD HAVE GREATER POWER AT HIGHER SPEEDS THAN THEIR LINE OF PACIFICS. THESE IMPROVEMENTS REQUIRED A LARGER FIREBOX AND A FOUR-WHEEL TRUCK UNDER THE CAB TO ACCOMMODATE THE AXLE LOADING REQUIREMENT. THE WHEEL ARRANGEMENT THEN BECAME KNOWN AS A 4-6-4.</p> <p>THE NYC APPLIED THE TYPE-NAME HUDSON TO FUTURE DESIGNS OF THE 4-6-4'S WHICH QUICKLY ESTABLISHED A REPUTATION FOR HEAVY HAULAGE AT HIGH SPEEDS. THE FIRST NEW HUDSON ARRIVED IN 1927 AND COULD PULL 13 CARS AT SPEEDS OF MORE THAN 90 MILES AN HOUR! THIS LIONEL BIG, RUGGED TRAINS EDITION DEPICTS THE POWER AND MAJESTY OF THE HUDSON IN THE NYC LINE.</p>	

Extra, Extra!
Each locomotive is described in colorful and historic detail on the back panel of every package!

Shown
Actual
Size
4 1/8" Long

Preschoolers will discover the joy of trains with fun and exciting . . .

Now Little Lionel offers more choices of authentic Lionel trains especially made for preschoolers, ages 3 and up. Our new, exciting play sets and accessories will inspire children to expand their layouts and create unique, imaginative worlds of their own!



PLAY SETS



7-75000

37 Piece LIONEL Learning System

PLAY SET INCLUDES:

- 1 Steam Locomotive
- 1 Tender
- 1 Passenger Car
- 1 Train Station
- 1 Clock Tower
- 1 Lamppost
- 2 Switch Tracks
- 3 Straight Tracks
- 10 Curve Tracks
- 10 Colorful Stickers

\$19.95



7-75009

Traveling Circus Set

PLAY SET INCLUDES:

- 1 Steam Locomotive With Circus Music Chip
- 1 Passenger Car
- 1 Animal Car
- 14-Piece Circus Big Top Tent
- 1 Ring Of Fire
- 1 Animal Stand
- 1 Ringmaster Token
- 1 Clown Token
- 3 Animal Tokens
- 2 Switch Tracks
- 2 Straight Tracks
- 10 Curve Tracks
- 39 Colorful Stickers

\$39.95

This set includes enough track to create either a circle or a double-oval configuration as pictured above.



7-75010

Cityscape Set

PLAY SET INCLUDES:

- 1 Steam Locomotive
- 2 Passenger Cars
- 3 Skyscraper Building Pieces
- 3 Brownstone Building Pieces
- 1 Base With City Scenes
- 3 Tree Tokens
- 2 Bush Tokens
- 1 Fountain Token
- 1 Person On A Bench Token
- 2 Straight Tracks
- 8 Curve Tracks
- 2 Colorful Stickers

\$29.95



7-75011

Mining Set

PLAY SET INCLUDES:

- 1 Steam Locomotive
- 3 Mining Cars
- 3-Piece Mountain
- 5 Rock Formations
- 1 Base With Mining Camp Scenes
- 1 Miner Token
- 1 Danger Sign Token
- 2 Switch Tracks
- 2 Straight Tracks
- 10 Curve Tracks
- 19 Colorful Stickers

\$29.95



4-8-2 MOUNTAIN STEAM LOCOMOTIVES

With its combination of speed and power, the 4-8-2 Mountain was one of the most versatile steam locomotives a railroad could own. Used primarily as passenger and fast freight locomotives, more than 2000 Mountains were produced by Alco and other manufacturers by 1930. You can now bring the power and speed of the Mountain steam locomotive to your layout with Lionel's latest die-cast masterpiece.

Incorporating Lionel's newest technological breakthrough, the Odyssey™ System for advanced speed control, and powered by a rugged Pittman® motor, the Mountain is as powerful as it is functional. Watch in amazement as it creeps around your layout and maintains constant speed up and down grades. Hear authentic Mountain sounds boom from the tender with Lionel RailSounds. Built to scale with authentic detailing and packed with all of your favorite features, the 4-8-2 Mountain will be the main attraction of most layouts.

Features:

- All-new die-cast boiler, frame and tender, TrainMaster Command controlled, High Torque Pittman® motor with momentum flywheel, Odyssey System for speed control, RailSounds with CrewTalk, TowerCom and DynaChuff, Wireless tether, ElectroCoupler on rear of tender, Fan-driven smoke unit, Hand-applied metal details on boiler, Operating headlight, Directional lighting, Red firebox glow, Engineer and fireman figures
- Scale: O-Gauge
- Minimum Radius: 0-54
- Length: Approximately 21 1/2"

Southern with Coal Tender
(6-28057) \$1099.95

New Haven with Coal Tender
(6-28058) \$1099.95

Western Pacific with Oil Tender
(6-28059) \$1099.95





1938

*"Whenever stamina is needed...
whenever accuracy is vital...
the First Choice is Lionel!"*



47

2001

CLASSIC LIONEL LOCOMOTIVES

Lionel gives you the widest variety of locomotives available. Whether steam or diesel, prototypical or fanciful, you will find a locomotive to suit your needs. As you look through the following choices, be sure to note the Command Control Special on the Chicago & North Western GP-7. It's the deal of the century!



New York Central 4-6-4 Hudson Steam Locomotive

A workhorse of the New York Central Railroad with over 200 locomotives in service, the Hudson steam engine was worth its weight in gold. Now you can add this unique all-gray version to your yard. Perfectly sized for medium layouts, this locomotive is sure to be one of your favorites.

Features common for both Command and Traditional versions:

- Die-cast boiler, tender body, locomotive frame, trucks, operating coupler (rear of tender) and pilot truck, Precision can motor with momentum flywheel, Puffing smoke unit, Operating headlight, Traction tire, Red firebox glow, Direction activated lighting on rear of tender
- Minimum Radius: 0-31
- Scale: O-Gauge
- Length: 20 1/2"

Additional features included on Command versions:

- Command controlled, RailSounds with CrewTalk and TowerCom, ElectroCoupler on rear of tender

Additional features included on Traditional versions:

- Command and RailSounds upgradeable, SignalSounds with bell and whistle, Magnetic coupler on rear of tender

(6-28030) Command #5450 \$499.95

(6-28031) Traditional #5451 \$399.95

Santa Fe Non-Powered FT A-Unit

Add excitement to your Santa Fe Passenger set (found on pages 8-9) with this non-powered FT A-unit. Your set will look more substantial and realistic with this additional locomotive helping lead the way. Makes a great gift at a great price!

Features:

- Die-cast trucks and pilot, Stamped metal frame, Detailed molded body, Operating headlight
- Scale: O-Gauge
- Minimum Radius: 0-27
- Length: 13"

(6-28824) \$99.95

C&NW GP-7 Command Control Special

Take Lionel's famous GP-7 locomotive, pack it with all the best features including Command Control and RailSounds, decorate it in a special Chicago & North Western paint scheme, then throw in a FREE TrainMaster Cab-1 remote controller and a FREE TrainMaster Command Base – a \$130 value! – and now you have the best deal of the century! For a limited time, when you buy this special GP-7, you will receive everything you need to set up a Command layout. Just supply the power and you are set for life!

We are so certain that you will fall in love with the control, the flexibility, the freedom and the power of TrainMaster Command Control, that once you use it, you will want more Command engines on your layout. And the GP-7 is a perfect locomotive with which to start your Command empire. Perfectly sized to look good on small and large layouts, its versatility and classic design allow it to work with whatever you have in your collection. Please do not miss this great opportunity. Tell your dealer you want the Command Control Special today!

Features:

- Command controlled, RailSounds with CrewTalk and TowerCom, Pullmor motor, Die-cast trucks and ElectroCouplers, Stamped metal frame, Detailed molded body, fuel tank and pilots, Magne-Traction, Operating headlight, Interior illumination, Directional lighting, FREE TrainMaster Cab-1 remote (6-12868), FREE TrainMaster Command Base (6-12911)
 - Scale: O-Gauge
 - Minimum Radius: 0-31
 - Length: 14"
- (6-28517) \$349.95

1937

"No other trains in the world give you all the important features you get in a Lionel!"



New York Central Tie-Jector

To add some crazy excitement to your layout, there is nothing better than the hilarious action of the New York Central Tie-Jector. Wooden ties hauled in the back of the Tie-Jector shoot out of the side when it reaches the first of two included track trips. Clear out of the way, you don't want to be hit! You and your friends will have hours of fun with this wood-shucking machine!

Features:

- Precision can motor, Detailed molded body and frame, Traction tire, 20 wooden ties, Two track trips
 - Scale: O-Gauge
 - Minimum Radius: 0-27
 - Length: 7 1/8"
- (6-18455) \$89.95

2001

SANTA FE

SANTA FE ANNIVERSARY PASSENGER SET



The Santa Fe Warbonnet F3 is perhaps the most recognizable and universally loved diesel that Lionel has ever produced. From its first production run in 1948, to the introduction of its companion aluminum Speedliner cars in 1952, and to this very day, the Santa Fe F3 has captured the hearts and minds of most hobbyists.

As the year 2000 draws to its close, and so with it the first 100 years of Lionel history, we thought it fitting to offer a Santa Fe Warbonnet passenger set unlike any ever produced. From the number of cars and features never before offered, this set is sure to go down as one of the greatest in Lionel history.

The firsts:

- Powered B-unit with dual Pullmor motors
- Die-cast frames on B-units
- Odyssey System speed control
- Large door aluminum Baggage car
- Large door aluminum Combo car
- Overhead lighting system
- Real-life interiors with passengers
- Diner with StationSounds
- Car names and numbers never before used by Lionel

In addition to these ground-breaking features are also your favorites; Command Control, RailSounds with CrewTalk and TowerCom, die-cast trucks, Magne-traction and Pullmor motors. As you can see, nothing has been held back in this anniversary exclusive. Thanks for 100 years of railroad fun. Let the Santa Fe Anniversary set remind you of Lionel's great tradition while it powers you into the next 100 years.

Set includes:

- F3 Powered A-unit, RailSounds B-unit, New powered B-unit, Dummy A-unit, Large door Baggage car, Large door Combo car, 3 full Vista dome cars, Diner with StationSounds, Observation

Features:

- F3 locomotives with Command Control, Odyssey System speed control, RailSounds with CrewTalk and TowerCom in dummy B-unit, Dual Pullmor motors in Powered A-unit and new powered B-unit, Die-cast trucks, frames (new on B-units), pilots and fuel tank, Metal ladders, Detailed molded bodies, Magne-traction, ElectroCouplers on nose of A-units, Operating headlights, Directional lighting, Interior illumination, Engineer and Brakeman figures
- Passenger cars feature extruded aluminum bodies, Die-cast trucks and operating couplers, Stamped metal frames, New real-life interiors, Standing and seated figures, New overhead lighting system, Lighted drumhead, StationSounds in diner
- Scale: O-Gauge
- Minimum Radius: O-31
- Set Length: Approximately 165"

(6-21786) \$1999.95

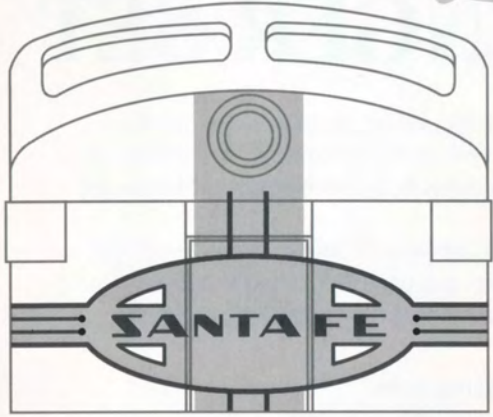
F E

1956

"In all the world . . . No other trains like Lionel Trains with Magne-Traction!"




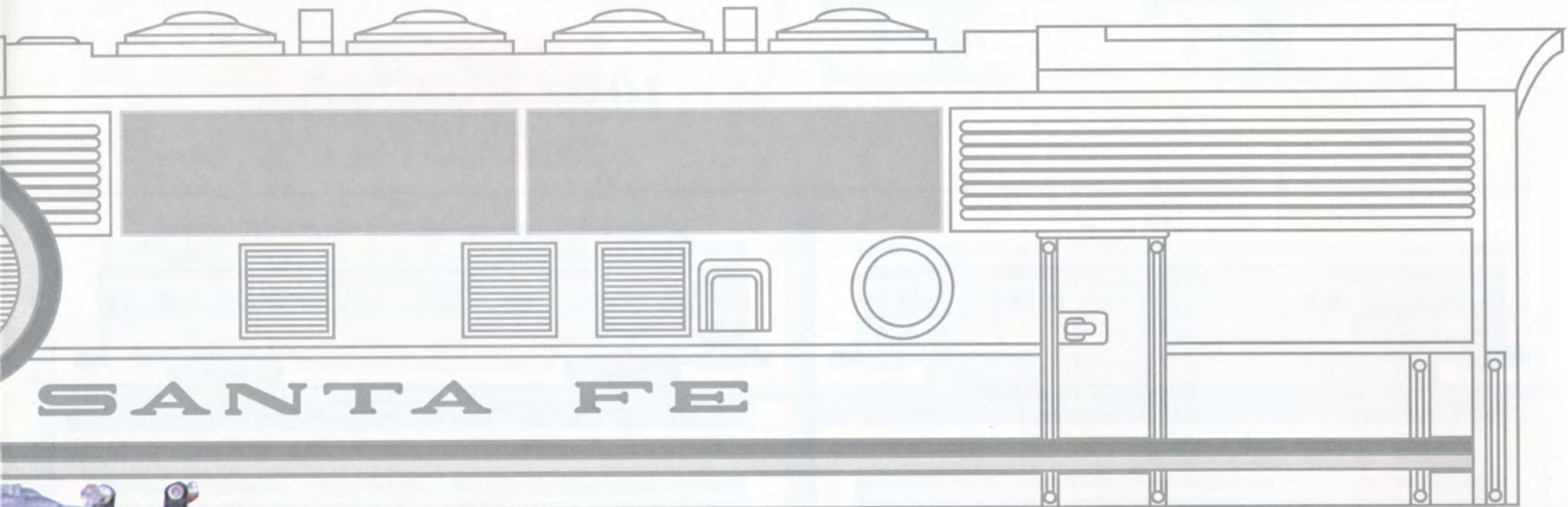
SANTA



A F E







1950

*"Lionel Magne-traction -
More speed, more climb,
more pull!"*

POSTWAR CELEBRATION SERIES

Your favorite motorized units from Lionel's beloved Postwar Era are revived in this great selection. The #2352 Pennsylvania EP-5, first introduced in 1958 and modeled after General Electric's rectifier, was perhaps the most interesting looking of all the Lionel electrics. The #53 Rio Grande Snowplow, offered in 1957, was the first of Lionel's small diesel switchers to have a separate snowplow added to the front. We've replicated the scarce "Correct A" version. First made in 1962, the #65 Handcar was a fun representation of railroad workers pumping their way down the tracks on an antiquated maintenance car.

Each offering includes a special Postwar Celebration plaque, is updated with today's technology, and is shipped in special Postwar Celebration packaging. If you missed them the first time, you won't want to pass up this opportunity. You never know when, or if, you will see them again!



53 Rio Grande Snowplow

Features:

- Pullmor motor, Command controlled, Die-cast frame, Metal handrails, Detailed molded body and snowplow, ElectroCoupler on rear, Traction tire, Operating headlight, Directional lighting, Postwar Celebration Series builders plaque
 - Scale: O-Gauge
 - Minimum Radius: 0-27
 - Length: 7 1/2"
- (6-18458) \$199.95



2352 Pennsylvania EP-5

Features:

- Pullmor motor, Command controlled, RailSounds with CrewTalk and TowerCom, Die-cast trucks, Stamped metal pantographs and frame, Detailed molded body and fuel tank, ElectroCouplers, Magne-Traction, Operating Headlights, Directional lighting, Postwar Celebration Series builders plaque
 - Scale: O-Gauge
 - Minimum Radius: 0-31
 - Length: 15 3/4"
- (6-28518) \$499.95



1945

"Speeding your way . . . soon . . . Lionel's Postwar Trains!"

65 Handcar

Features:

- Precision can motor, Detailed molded body, frame and figures, Traction tire, Postwar Celebration Series builders plaque
 - Scale: O-Gauge
 - Minimum Radius: 0-27
 - Length: 4"
- (6-18457) \$49.95

POSTWAR CELEBRATION ROLLING STOCK

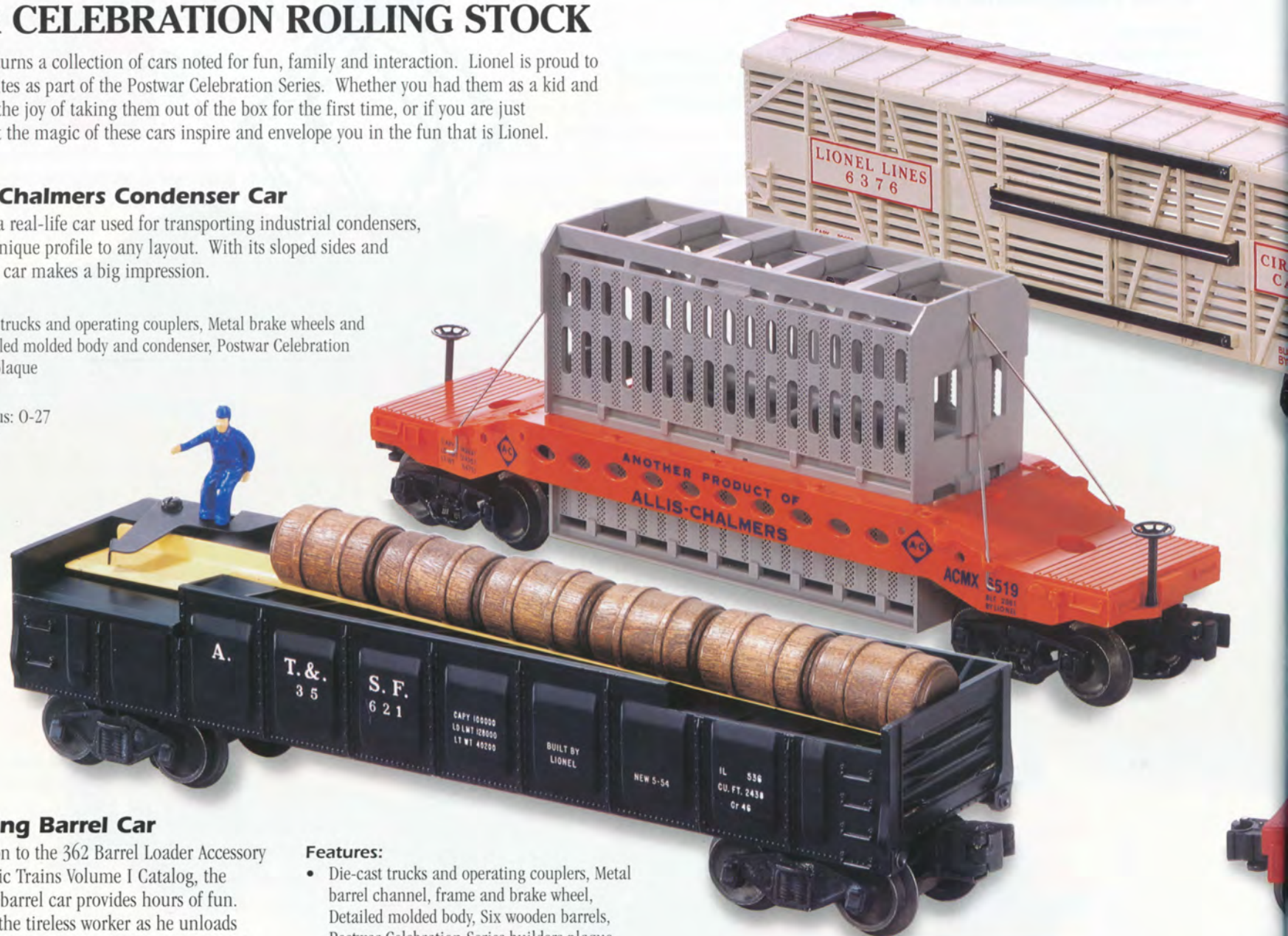
From a bygone era returns a collection of cars noted for fun, family and interaction. Lionel is proud to offer these all-time favorites as part of the Postwar Celebration Series. Whether you had them as a kid and are looking to recapture the joy of taking them out of the box for the first time, or if you are just discovering them now, let the magic of these cars inspire and envelope you in the fun that is Lionel.

6519 Allis Chalmers Condenser Car

Modeled after a real-life car used for transporting industrial condensers, the 6519 adds a unique profile to any layout. With its sloped sides and massive load, this car makes a big impression.

Features:

- Die-cast sprung trucks and operating couplers, Metal brake wheels and tie-downs, Detailed molded body and condenser, Postwar Celebration Series builders plaque
 - Scale: O-Gauge
 - Minimum Radius: 0-27
 - Length: 10 3/4"
- (6-36088) \$39.95



3562-1 Operating Barrel Car

The perfect companion to the 362 Barrel Loader Accessory offered in the 2000 Classic Trains Volume I Catalog, the unloading action of this barrel car provides hours of fun. You will enjoy watching the tireless worker as he unloads six wooden barrels from his car. Load the car back up with the 362 and watch him go to work again. Offered in its original introductory decoration, the 3562-1 is a great addition to any layout.

Features:

- Die-cast trucks and operating couplers, Metal barrel channel, frame and brake wheel, Detailed molded body, Six wooden barrels, Postwar Celebration Series builders plaque
 - Scale: O-Gauge
 - Minimum Radius: 0-27
 - Length: 11 3/4"
- (6-26757) \$59.95

1955 "For 55 years, more railroaders have started and gone Lionel all the way!"

6376 Circus Stock Car

Step right up to this classic Postwar car. If there is a circus on your layout, this car is a must addition. Fill it with animals and let the fun begin!

Features:

- Die-cast sprung trucks and operating couplers, Stamped metal frame, door guides and brake wheel, Detailed molded body and split doors, Postwar Celebration Series builders plaque
 - Scale: O-Gauge
 - Minimum Radius: O-27
 - Length: 11 1/8"
- (6-19557) \$44.95



6530 Fire Fighting Instruction Car

When there's an emergency on your tracks, the Fire Fighting Instruction Car is what you need to restore order and safety. First introduced in 1960, this car will look good in any consist.

Features:

- Die-cast sprung trucks and operating couplers, Stamped metal frame, door guides and brake wheel, Detailed molded body and opening doors, Postwar Celebration Series builders plaque
 - Scale: O-Gauge
 - Minimum Radius: O-27
 - Length: 10 1/4"
- (6-39210) \$49.95



6800 Flatcar with Airplane

Introduced in 1957, the 6800 brought aviation fun to Lionel layouts. Because of the design of the airplane tooling, two variations of this car were on the shelves of dealers at the same time. One version had the plane with a black top and yellow bottom, while the other was reversed - yellow on top, black on the bottom. Using the same tool that Lionel did in 1957, this modern version offers the same variety of the original. Be sure to look for both!

Features:

- Die-cast sprung trucks and operating couplers, Metal brake wheel, Detailed molded body and airplane, Postwar Celebration Series builders plaque
 - Scale: O-Gauge
 - Minimum Radius: O-27
 - Length: 10 3/4"
- (6-19487) \$49.95



THE LIONEL ARCHIVE COLLECTION

Once again, we take a trip to the mysterious and sacred Lionel Archives where products that were developed, planned for and prototyped – but never produced – reside. What forces were at work so many years ago that prevented them from seeing the light of day? While we are only left to speculate, we can, at last, see these products the way they were intended to be on layouts and in the collections of Lionel enthusiasts around the world.

6464 Archive Three-Pack Series 2

This second-in-a-series of 6464 boxcars features some unusual and interesting selections. From the well-known Wabash Railroad to the not-so-well-known Kansas, Oklahoma & Gulf and Spokane, Portland & Seattle Railway, this set has something for everyone.

Features:

- Die-cast sprung trucks and operating couplers, Stamped metal frames, door guides and brake wheels, Detailed molded bodies and opening doors
- Scale: O-Gauge
- Minimum Radius: O-27
- Length: 10 1/4" each
(6-39211) \$114.95



1970 "No name in the toy industry ever meant so much to so many!"



6445-100 Fort Knox Mint Car

Shown in Lionel's 1962 catalog as part of the "Plainsman" General set, this red Fort Knox mint car was nonetheless never produced. In its place was a silver version shown later in the catalog as a separate sale item. Perhaps the move was made to utilize available inventory or to reduce the offerings from two to one. Whatever the case, at long last you can own the red version 39 years later.

Features:

- Die-cast sprung trucks and operating couplers, Metal frame and brake wheel, Detailed molded body and simulated gold load
 - Scale: O-Gauge
 - Minimum Radius: 0-27
 - Length: 10 1/4"
- (6-19677) \$54.95





BALTIMORE & OHIO DIE-CAST HOPPER SIX PACK

Strung behind the awesome power of the B&O's articulated EM-1 giants, a seemingly endless line of coal hoppers made its way through the treacherous mountain passes of the Cumberland Division on a daily basis. An impressive sight, to say the least.

You can now create your own coal-hauling consist with these rugged, die-cast coal hoppers made especially for the EM-1. Consecutively numbered and adorned with prototypical markings, these cars will be right at home on any layout. Make sure to tell your dealer you want these impressive cars for your Lionel EM-1 – it deserves them!

Features:

- Die-cast bodies, sprung trucks and operating couplers, Metal brake wheels, Detailed molded coal load, Six consecutively numbered cars
- Scale: O-Gauge
- Minimum Radius: O-27
- Set Length: 69"

(6-36927) \$399.95



1970

"Lionel is, and always has been, a name that is synonymous with the highest quality and finest workmanship in model equipment."

2001

6565 HEAVIES

Our latest series of 6565 boxcars with highly detailed, durable die-cast frames, takes us to the west coast and the Union Pacific Railroad. Three prototypical designs incorporating UP's marketing slogans, "Be Specific — Ship Union Pacific," "Ship and Travel the Automated Railway," and the colorful Automated Railway route map, make these cars a must for any layout. What's more, two of the cars have matching painted trucks to add to their realism! Whether you are a fan of Union Pacific or not, you won't want your layout to be without these fantastic cars.

Features:

- Die-cast frames, sprung trucks and operating couplers, Metal door guides and brake wheels, Detailed molded bodies and opening doors
- Scale: O-Gauge
- Minimum Radius: 0-27
- Length: 10 1/4"

- (6-39207) UP Mineral Red "Ship and Travel" \$59.95
 (6-39208) UP Silver "Be Specific" \$59.95
 (6-39209) UP Yellow Automated Railway Map \$59.95



1996

"Dreams that endure for generations and fun that lasts a lifetime"

WAFFLE SIDE BOXCARS

The design of the waffle side boxcar is unmistakable. Literally appearing to have been lifted out of a hot waffle iron, the rectangular grooves on the sides of the car formed an internal load restraint system to ensure safe shipping. Add variety to your layout with these unique cars.

Features:

- Die-cast sprung trucks and operating couplers, Metal brake wheel, Detailed molded body, frame, door guides and opening doors
- Scale: O-Gauge
- Minimum Radius: O-27
- Length: 10 1/4"

(6-15013) Louisville & Nashville \$34.95

(6-15014) Seaboard System \$34.95



FREIGHT CARS FOR YOUR PIKE

When you want to add colorful, yet functional rolling stock to your layout, Lionel has the cars you need. From versatile coil-covered gondolas to fantastically decorated three-dome tank cars, Lionel has what you want to make any consist first rate!



Three-Dome Tank Cars

Add variety to your layout with these classic three-dome tank cars. Decorated in the bright colors of Kansas City Southern and Protex Industries, these cars will liven any freight consist. You will be in control of your own chemical processing empire with these versatile tank cars.

Features:

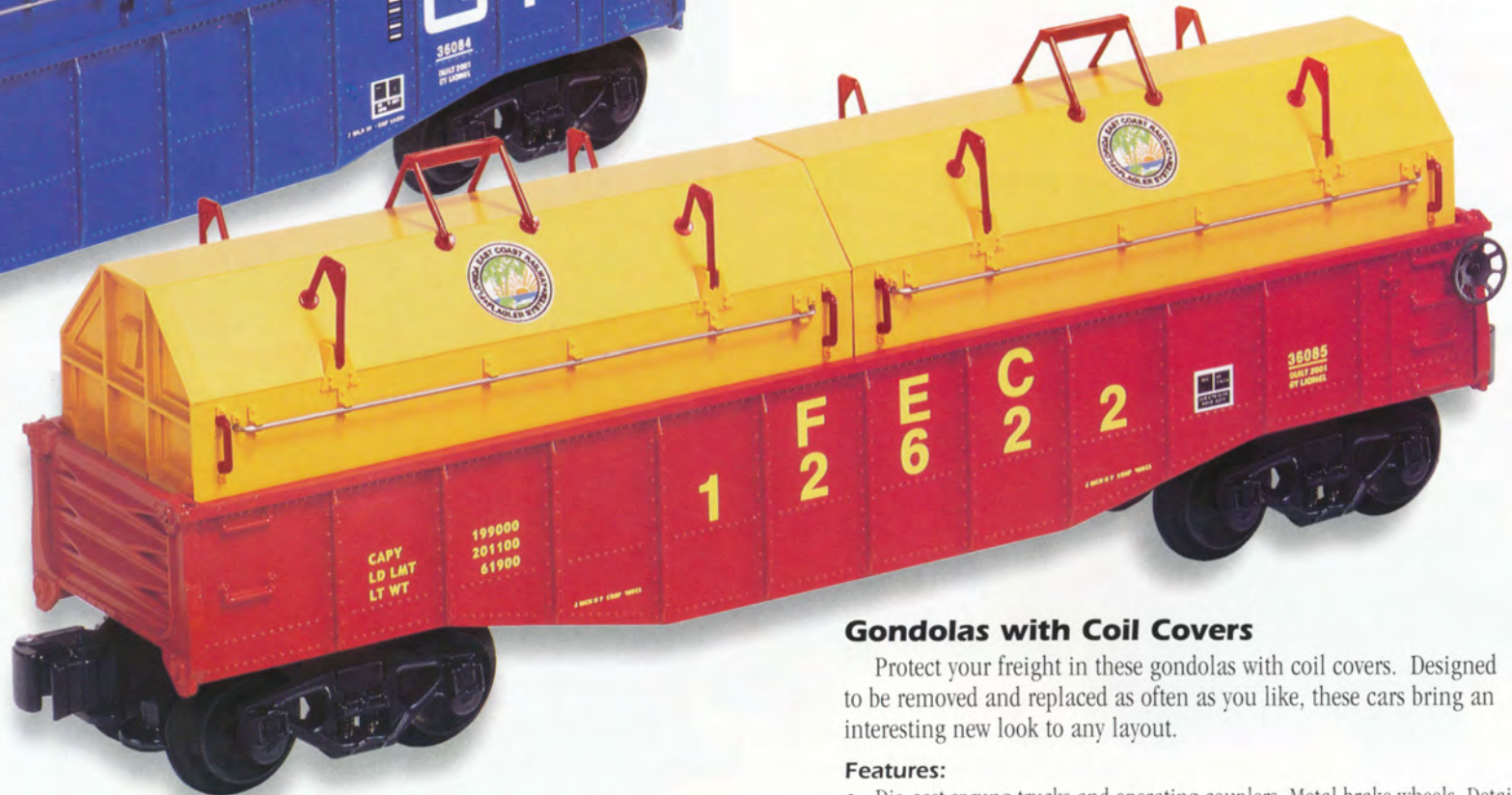
- Die-cast sprung trucks and operating couplers, Metal brake wheels, ladders and handrails, Detailed molded bodies and frames
- Scale: O-Gauge
- Minimum Radius: 0-27
- Length: 10"

Protex Industries
(6-26119) \$44.95

Kansas City Southern
(6-26120) \$44.95



1950 "Sonny, they're the greatest thing on wheels!"



Gondolas with Coil Covers

Protect your freight in these gondolas with coil covers. Designed to be removed and replaced as often as you like, these cars bring an interesting new look to any layout.

Features:

- Die-cast sprung trucks and operating couplers, Metal brake wheels, Detailed molded bodies, Two removable, molded coil covers with metal handrails
- Scale: O-Gauge
- Minimum Radius: O-27
- Length: 10 1/2"

(6-36084) Grand Trunk \$44.95

(6-36085) Florida East Coast \$44.95

Ore Cars


Filled to the brim with ore, these cars may be small in stature, but they exhibit a tremendous amount of detail. Strung together in unit trains across the country, these cars play a huge role in American manufacturing.

Features:

- Die-cast sprung trucks and operating couplers, Metal brake wheels, Detailed molded bodies, frames and ore loads
- Scale: O-Gauge
- Minimum Radius: 0-27
- Length: 6 5/8"

(6-17802) Canadian Pacific \$34.95

(6-17803) Duluth, Missabe & Iron Range \$34.95



Evans Auto Loader

Make your automotive dreams come true with this exciting transport car. Lionel's famous Evans Auto Loader, decorated in a prototypical paint scheme, is enhanced with the addition of four Route 66 cars painted the way they came off the Detroit production lines in the late 1950's. For realism and fun, you can't go wrong with the Evans Auto Loader.

Features:

- Die-cast sprung trucks and operating couplers, Stamped metal superstructure and brake wheel, Detailed molded body, Four resin Route 66 vehicles with realistic decoration
 - Scale: O-Gauge
 - Minimum Radius: 0-27
 - Length: 10 3/4"
- (6-19489) \$69.95

1968

"Lionel . . . The leader in model railroading!"



Soo Line Auto Carrier

On any given day, at any given railroad crossing, you are sure to find these impressive auto carriers passing in front of you, delivering cars to dealers throughout the country to feed America's passion for automobiles. Bring that passion to your layout with this stunning Soo Line Auto Carrier.

Features:

- Die-cast sprung trucks and operating couplers, Detailed molded body, frame and opening doors
 - Scale: O-Gauge
 - Minimum Radius: 0-31
 - Length: 13 3/4"
- (6-36093) \$59.95

MOVING FREIGHT

With Lionel rolling stock, you can create fun and realistic freight consists. If you are looking for something prototypical, or just to add some variety, the cars on these pages are just what you need.

Maersk Rolling Stock

One of the leading shippers in the world, Maersk is recognized worldwide for its fleet of ships, trucks and Maxi-Stack well cars. We are proud to offer these stunning pieces as great add-ons to the SD-70 Maxi-Stack set (6-21950) shown in the Volume I catalog, or as colorful additions to any consist. The cars are consecutively numbered to match the set and feature premium decoration. There's even printing on the trailer frames! Whether you own the set or not, these are cars you won't want to miss.

Maersk Maxi-Stack

- Die-cast trucks and operating couplers, Metal brake wheels, Detailed molded bodies, Two removable molded containers per car, Car #250131 and #250132
 - Scale: O-Gauge
 - Minimum Radius: 0-31
 - Length: 26 1/2"
- (6-36935) \$99.95

Maersk Flatcar with Die-cast Tractors

- Die-cast trucks and operating couplers, Metal brake wheel, Detailed molded body, Two die-cast tractors, Car #250129
 - Scale: O-Gauge
 - Minimum Radius: 0-27
 - Length: 10 3/4"
- (6-36091) \$49.95

Maersk Flatcar with Die-cast Trailer Frames

- Die-cast trucks and operating couplers, Metal brake wheel, Detailed molded body, Two painted, die-cast trailers, Car #250130
 - Scale: O-Gauge
 - Minimum Radius: 0-27
 - Length: 10 3/4"
- (6-36092) \$49.95





Frisco Flatcar with Airplane

Soar high above your layout with this Frisco airplane. Delivered to the airfield on its own flatcar, you and your kids will have hours of fun flying through this sky with this brightly decorated plane. Makes a perfect addition to the Frisco Freight Set (6-21972) found on pages 6-7.

Features:

- Die-cast sprung trucks and operating couplers, Metal brake wheel, Detailed molded body and airplane
 - Scale: O-Gauge
 - Minimum Radius: 0-27
 - Length: 10 3/4"
- (6-36089) \$49.95

1955 "Lionel . . . the world's finest trains!"

MORE FUN ROLLING STOCK

Add fun to your layout with these exciting cars. Even though they never ran the real rails, these cars look great on any layout and make great gifts.

Father's Day Boxcar

For all the times he bought you those coveted orange boxes, for all the hours he spent helping you set up your layout, and for introducing you to the joy of model railroading, what could say, "Thank you" better than this commemorative Father's Day boxcar? Let your dad know how much you appreciate him this Father's Day with his very own Lionel boxcar. He will never forget it.

Features:

- Die-cast sprung trucks and operating couplers, Stamped metal frame, door guides and brake wheel, Detailed molded body and opening doors
 - Scale: O-Gauge
 - Minimum Radius: 0-27
 - Length: 10 1/4"
- (6-36208) \$44.95

Lionel Mines Platinum Mint Car

Deep within the earth, in a remote part of the country, the professionals of Lionel Mines ply their trade and mine the purest platinum in the world. It will eventually be turned into jewellery and other precious gifts, but before that, it has to be shipped to manufacturers for processing. That's where the Lionel Mines Mint Car comes into play. You will be dazzled by the shimmering "platinum" it carries inside. Look quickly before it's carried away into the sunset.

Features:

- Die-cast sprung trucks and operating couplers, Stamped metal frame and brake wheel, Detailed molded body and simulated platinum load
 - Scale: O-Gauge
 - Minimum Radius: 0-27
 - Length: 10 1/4"
- (6-19674) \$54.95



1948 "His fun is your fun - Get him Lionel Trains!"

US ARMY ROLLING STOCK

Perfect for patriotic layouts, or as an addition to the World War II Troop Train (6-21951), these operating cars add interactive fun for the whole family.



US Army Operating Boxcar

Wait with anticipation as the US Army Operating Boxcar brings mail with news from home for you to read. Press a button and watch the mailbag fly out as the car passes in front of you.

Features:


- Die-cast sprung trucks and operating couplers, Stamped metal frame and brake wheel, Detailed molded body, opening doors and door guides, Mailman figure inside “throws” out mailbag

Requires remote control track, sold separately,

6-65149 or 6-12746 (O-27)

6-65530 (O-Gauge)

- Scale: O-Gauge
 - Minimum Radius: O-27
 - Length: 10 1/4”
- (6-26776) \$59.95



US Army Searchlight Car

Work through the night with the Army Searchlight car. The removable searchlight can be placed wherever you need additional illumination. You will be prepared for any situation with the help of this amazing car.

Features:

- Die-cast trucks and operating couplers, Metal brake wheels, Detailed molded body, Operating extension searchlight

- Scale: O-Gauge

- Minimum Radius: O-27

Length: 9 1/2”

(6-26775) \$59.95



RAILSOUNDS CARS

Add the interactive fun of RailSounds to your layout with these exciting cars. Perfect for introducing new sounds to your empire or for augmenting your older locomotives that have just a whistle or horn, these cars provide that prototypical feel that you might be missing.

RailSounds CrewTalk Caboosees

What could be better than a caboose that actually responds to your locomotive? Have it on your own layout with these CrewTalk cabooses. You will enjoy listening to the engineer and conductor carry on as your train pulls out of the station, and with voices recorded in the dialects of the region the cabooses are from, you won't find a more prototypical conversation than if you were on the real train itself.

Features:

- Die-cast trucks and couplers, Stamped metal frame, Detailed molded body, Interior illumination, Flashing strobe light
- Scale: O-Gauge
- Minimum Radius: 0-27
- Length: 10 1/8"

Features Operational in Command Mode:

- ElectroCouplers, RailSounds CrewTalk with regional dialects and squealing brake sounds

(6-19889) Pennsylvania \$189.95

(6-19890) Santa Fe \$189.95

1918 *"More than a toy...
an electric achievement!"*



RailSounds Boxcars

Offered in both diesel and steam locomotive versions, these cars feature authentic sounds of prototypical locomotives to bring new life to your pre-RailSounds equipment. You will hear the stunning sounds of the powerful steam chuff and whistle, or blowing horn and diesel revving. If you have never experienced RailSounds before, these cars are for you!



Features:

- Die-cast trucks and operating couplers, Stamped metal frame, door guides and brake wheels, Detailed molded bodies and doors, RailSounds with authentic steam or diesel sounds
- Scale: O-Gauge
- Minimum Radius: 0-27
- Length: 10 1/4"

Seaboard Steam RailSounds Boxcar
(6-19886) \$149.95

Southern Pacific Diesel RailSounds Boxcar
(6-19887) \$149.95

ALL ABOARD WITH LIONEL PASSENGER CARS

In the golden era of American railroads, millions of passengers boarded trains for destinations across the country. Looking out the window as the rolling hills of the east, and the towering peaks of the west passed by, one could truly appreciate the diversity and beauty of this great nation. Celebrate this bygone era with a set of Lionel passenger cars.



1957 "Get on the right track!"

Union Pacific Madison Passenger Car 4-Pack

Create your very own Union Pacific passenger train with these beautifully decorated Madison cars. Complete with a baggage car, two coach cars and an observation car, this set has everything you need to get started. You will also find add-on cars in future catalogs to complete your set. Perfect for running with your UP Pacific and Consolidation steam locomotives (see Volume I 2000 catalog), these cars have all the features you want.

Features:

- Die-cast trucks, car ends and operating couplers, Stamped metal frames, Detailed molded bodies, Interior illumination, Passenger silhouettes, Opening doors
 - Scale: O-Gauge
 - Minimum Radius: 0-31
 - Length: 14 5/8" each
- (6-39032) \$299.95



Pennsylvania Streamliner 4-Pack

Packed with detail and conveniently sized to fit any layout - large or small - these streamliner cars are perfect for building a passenger train. Premium decoration, real interiors with illumination, and highly detailed bodies make these cars a great starting point for your passenger routes. These cars make a great addition to the Pennsylvania 4-4-2 steam locomotive (Lionel Volume II 1999 Catalog) or any Pennsy engine. The set includes a baggage car, coach car, vista dome and observation car.

Features:

- Die-cast trucks and operating couplers, Detailed molded bodies and brake wheels, Interior illumination, Full real-life interiors, Decorated drumheads, Vinyl diaphragms between cars, Opening doors
 - Scale: O-Gauge
 - Minimum Radius: 0-27
 - Set Length: 53"
- (6-39065) \$199.95

Norfolk & Western Heavyweight 4-Pack

Bring your Norfolk & Western Class A to life with this stunning set of Heavyweight passenger cars. With routes from Boston to New Orleans and Cincinnati to Virginia Beach, the Norfolk & Western Railroad delivered passengers to a multitude of fun vacation spots. Now you can recreate these magical rides on your very own layout.

Featuring die-cast trucks, realistic styling and separately applied body details, Lionel Heavyweights have been a favorite for years. Don't miss this great opportunity to own a set tailor-made for the Class A.

Set includes:

- One Baggage Car
- Two Coach Cars
- One Observation Car

Features:

- Die-cast trucks and operating couplers, Sturdy metal frame, wheels and axles, Detailed molded bodies, Interior illumination, Spring-loaded opening doors, Passenger silhouettes
 - Scale: O-Gauge
 - Minimum Radius: 0-54
 - Set Length: 75"
- (6-39042) \$399.95

OPERATING ACCESSORIES



Burning Switch Tower

There's an emergency in Lionelville and you will have to act quickly to save the day! The switch tower is on fire and there is little time to waste. Watch as the occupants scurry to escape and douse the flames. Up on the balcony a man is waving for help, while up and down the stairs runs a man with a water bucket trying in vain to quell the raging inferno. With your help, all will be fine.

Features:

- Detailed molded base and building, Metal handrails, Smoke unit with fluid included, Flickering interior illumination, Realistic smoke damage decoration, Two animated figures, man on stairs descends more realistically than past offerings
- Dimensions: 6 1/2" x 5" x 7 3/4"

(6-14104) \$99.95



#38 Water Tower

Amaze your friends and relatives with this spectacular water tower. Push the button on the remote control and the water spout lowers, ready to "empty" its contents. Inside the tower, you see the water level lowering. Where is it going? Only we know the secret, but you will enjoy the illusion time and time again. First produced in 1946, the difficult-to-find #38 makes its triumphant return to amaze a new generation of Lionel railroaders.

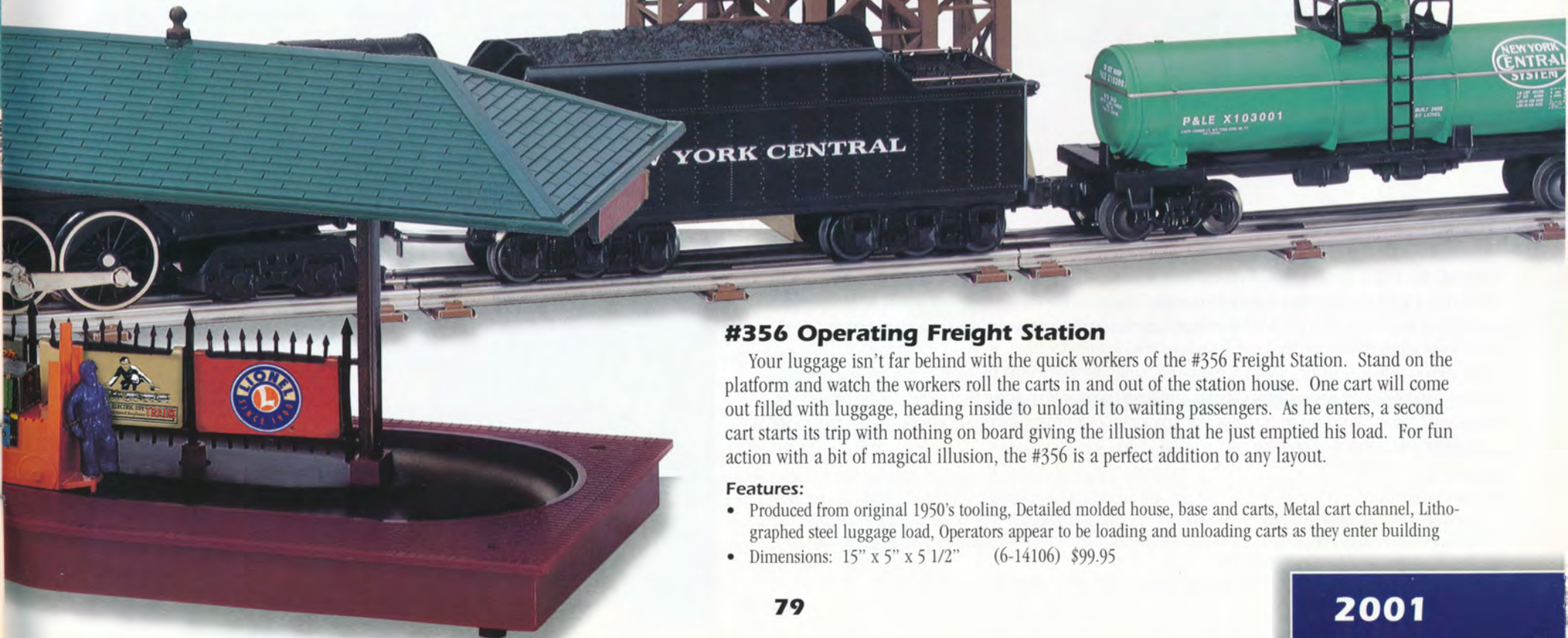
Features:

- Die-cast base, Detailed molded body and legs, Water level inside tower appears to lower when button on controller is pushed and spout lowers
 - Dimensions: 6" x 6" x 10 1/8"
- (6-14086) \$129.95



1951

*"Build a bigger railroad . . .
Real as life with your Lionel
Trains and accessories!"*



#356 Operating Freight Station

Your luggage isn't far behind with the quick workers of the #356 Freight Station. Stand on the platform and watch the workers roll the carts in and out of the station house. One cart will come out filled with luggage, heading inside to unload it to waiting passengers. As he enters, a second cart starts its trip with nothing on board giving the illusion that he just emptied his load. For fun action with a bit of magical illusion, the #356 is a perfect addition to any layout.

Features:

- Produced from original 1950's tooling, Detailed molded house, base and carts, Metal cart channel, Lithographed steel luggage load, Operators appear to be loading and unloading carts as they enter building
- Dimensions: 15" x 5" x 5 1/2" (6-14106) \$99.95

OPERATING ACCESSORIES

To add fun and excitement to your layout, there is nothing better than authentic Lionel operating accessories. From postwar favorites to brand new classics, only Lionel offers the best selection at the best prices.



Hobo Hotel

Set in the old west, camped in front of a long-abandoned Santa Fe reefer, a group of friendly hobos pass the night away in front of their warm, comforting fire. A hot meal simmers over the open flame. Taunts of "King me!" echo through the still night air from the checkers game waging in front of the tall, cool pines. The sound of the campfire, crackling as it consumes its wooden fuel, is drowned out by melodic chords strummed on an old guitar.

Transport yourself back in time with Lionel's Hobo Hotel. Adorned with realistic decoration, pewter figures and an actual Lionel reefer body, this accessory is sure to stand out on your layout. Turn on the campfire by twisting the rusted trash can, and let the fun begin!

Features:

- Seven solid cast pewter figures, trash can, stick and pot, Detailed molded base and reefer body, Two bright, flickering LEDs illuminate fire, Three pine trees, Trash can doubles as on/off switch
 - Dimensions: 10 1/2" x 8.5" x 3 3/4"
- (6-14080) \$49.95

153IR Controller™

Lionel's newest offering in the world of layout accessory control is the 153IR Controller™. Using infrared, the 153IR sends a signal across your tracks. When the signal is reflected, the accessory to which the 153IR is connected begins to operate. Controls for time delay (from zero to five seconds) and signal sensitivity give the 153IR tremendous flexibility in controlling the exact moment you want your accessory to operate.

Designed into a realistic, die-cast track-side building, the 153IR looks at home on any layout. Several can be placed around your layout and won't look out of place like some plastic models on the market today. Powered by a removable track clip or from an auxiliary power supply, the 153IR is a model of flexibility and control.

Features:

- Infrared sensors detect passing trains and activate connected accessories, Time delay adjustment knob (from zero to five seconds,) Sensitivity knob adjusts signal strength to help in picking up black locomotives, Powered from the track with a removable track clip or via auxiliary power supply, Die-cast house and base
- Dimensions: 5" x 4.5" x 3.5" (6-14111) \$29.95



1938

"It's simple to build a model railroad - and far more thrilling than a round of golf or an hour or two of bridge!"



Pedestrian Walkover

Help your layout's pedestrians span the tracks safely with this all-new Pedestrian Walkover. Constructed of detailed molded plastic, this sturdy walking bridge spans two track sections.

What's more, an exciting deluxe version of the Walkover is also available that actually determines the speed of your passing engines! Equipped with two infrared sensors, the Pedestrian Walkover with Scale Speed Sensor indicates the instantaneous velocity of your trains on its controller's LCD screen. You will have hours of fun watching the numbers go higher as you open the throttle! Conveniently priced, you will be able to add several Walkovers to your layout to create the look you want!

Features common to both versions:

- Detailed molded base and bridge construction, Conveniently spans two track sections

Additional features on Deluxe version:

- Two infrared sensors that calculate instantaneous train velocity, Molded controller with LCD screen displays train speed in scale miles per hour
- Dimensions: 14 3/4" x 13" x 7"

Pedestrian Walkover

(6-14083) \$49.95

Pedestrian Walkover with Scale Speed Sensor

(6-14082) \$99.95



TRAINmaster

C · O · M · M · A · N · D

1955 "Insist on a Lionel Trainmaster Control Center!"

The Benefits of Lionel TRAINMASTER COMMAND CONTROL (TMCC)

More Features...More Sounds...More Fun!

The Benefits of Lionel TrainMaster Command Control (TMCC): Traditional model railroad control systems used the power from the transformer to give directions to the train. The Lionel TMCC system directs your trains using separate digital signals. The advantages are:

More Sounds:

The Lionel RailSounds system offers a wider array of sounds when used in conjunction with Lionel TMCC.

More Features and Functions:

A much broader assortment of operating functions and features are available. Locomotives can be operated independently, even on the same track, or in unison as a single lashup.

More Realism:

You can even adjust signal reaction time in order to simulate the momentum of real life train operation.

Improved Lighting and Performance:

Lionel TMCC uses constant track power, so lighting remains constant and older Lionel locomotives run more smoothly at slower speeds.

Ease of Use:

The commands are simple and can be executed

quickly. There is no complicated 'clinking and clanking' required as with alternative control systems.

Ease of Installation:

One TMCC Command Base will service an entire layout, no matter how many power blocks you have.

Low Cost:

Lionel TMCC provides digital control at a fraction of the cost of alternative designs.

Reliability:

Lionel TMCC broadcasts the digital signal to an electronic receiver. Alternative digital systems pass the signal through the roller-pickup, which is subject to dirt and poor contact.

Freedom of Movement:

Lionel TMCC is the only O gauge control system that offers a walk-around remote control that transmits signals to a single Command Base. See your layout from new angles. Take your controls with you when you have to fix a problem on the far side of the layout – avoid having to walk back and forth. And watch how much more time your kids and grandkids will want to spend in the trainroom with you.

Lionel RailSounds

The experts agree – the Lionel RailSounds system is the best in the industry.

And while you don't need the Lionel TMCC operating system to enjoy the bold, robust sounds of Lionel RailSounds, the RailSounds system offers a greater number of fantastic sounds when used in conjunction with TMCC. That alone is reason enough to install Lionel TMCC on your layout today!

Questions?

Call 810-949-4100 and talk directly to one of our TMCC technicians!



TMCC Cab-1

The walk-around wireless remote controller provides everything you need at your fingertips. Use more than one at a time to let everyone join the fun.

(6-12868) \$64.95



TMCC Command Base

Receives digital signals from the Cab-1 controller.

Only one required for each layout – no matter how big or how many power blocks are involved.

(6-12911) \$64.95

NEW!



TMCC SC-2 Switch Controller

Allows remote radio control of AC loads up to 15 amps! Powered either by the track or a wall pack, the SC-2 is input fused for maximum durability. It has program storage for control of the six programmable outputs capable of managing a combination of switches and accessories (up to six switches or up to twelve accessories). You can even turn power loops and sidings on and off remotely!

(6-22980) \$79.95



TMCC 135 PowerMaster

Allows operation of conventional locomotives not equipped with TCC. Designed for use with the 135 watt PowerHouse Transformer. Even if you operate only TCC equipped locomotives, the PowerMaster provides the convenience of a remote controlled circuit breaker and power switch.

(6-12867) \$64.95



Power Adapter Cable

Connects your transformer to the PowerMaster for operating TCC and non-TCC equipped locomotives.

(6-12893) \$7.95



TMCC Direct Lock-On

Connect the PowerHouse transformer directly to the track. Eliminates the need for a PowerMaster if you use only TCC-equipped locomotives. Provides over-current protection with automatic reset.

(6-22914) \$29.95

TRAINmaster

C · O · M · M · A · N · D

To enjoy the benefits of Lionel TrainMaster Command Control in a number of different layout environments, please follow the sample systems below to determine everything you need to get started. Remember, no matter which system fits your needs, you always need to have a Command Base to run Command Control.

System #1: Full TrainMaster Command System Components

- 1 PH-1 PowerHouse (6-12866)
- 1 PM-1 PowerMaster (6-12867)
- 1 Command Base (6-12911)
- 1 Cab-1 Controller (6-12868)

System #2: Basic Command System Components

- 1 Command Base (6-12911)
- 1 Cab-1 Controller (6-12868)
- 1 Traditional Transformer (ZW or equivalent)

System #3: Mixed TrainMaster Command System Components

- 1 Command Base (6-12911)
- 1 Cab-1 Controller (6-12868)
- 1 Traditional Transformer (ZW or equivalent)
- 1 PM-1 PowerMaster (6-12867)
- 1 Power Adapter Cable (6-12893)




TrainMaster Command Set

Everything you need to start running your TrainMaster locomotives can be found in this convenient package. The TrainMaster Cab-1 (6-12868) allows you to walk around your layout while controlling all of your Command Controlled locomotives and accessories. Also included is the TrainMaster Command Base (6-12911) which receives signals from the Cab-1 and communicates with your Command Controlled items. Only one Command Base is required per layout, regardless of how many power blocks you are controlling. It is the perfect way to start enjoying the benefits of Lionel's revolutionary TrainMaster control system. (6-12969) \$99.95

Lionel TCC can be used in conjunction with any transformer capable of 18 volts continuous AC output!

LIONEL POWER AND CONTROL



There's Only One ZW!

There's only one ZW! No single product has come to symbolize the legend of Lionel more than the Lionel ZW. Molded to original dimensions in classic phenolic resin, the ZW can run up to four trains at the same time on different layouts, plus accessories. The two Engineer-type handles provide independent control of two variable voltage circuits, each with built-in whistle, direction, and bell/horn controls. Two additional accessory voltage circuits can be set by means of dial type controls to any desired voltage. Or if you prefer, you can control all four outputs with a single handle!

Produced to current UL® standards, the ZW controller can be powered by any combination of one to four 135-watt or 190-watt Lionel PowerHouse transformers. And if you use the Lionel Command Control system, you can adjust each output using your walk-around remote control up to the level pre-set by its corresponding ZW handle. (It's a great way to help less-experienced railroaders keep your trains under control while enjoying the thrill of independent remote-controlled operation.)

Offered here with two 135 watt or two 190 watt PowerHouse transformers, these ZW packages provide the power and control you dream of for your vintage or state-of-the-art Lionel locomotives and accessories.

(6-14124 with two 135 watt PowerHouse) \$299.95

(6-32930 with two 190 watt PowerHouse) \$399.95



1961 "Lionel Trainmaster Transformers for smoother performance . . . greater durability!"



40 Watt/3 Amp Power and Control System

- Standard power and control system
- Includes one controller and one wallpack
- 40 watt/3 amp variable AC output

(6-12885) \$49.95



ZW Amp/Volt Meter

New from Lionel, the Amp/Volt Meter for ZW controllers allows you to monitor readings on all four ZW channels using a digital LED display. Give each channel exactly the power you want by watching the readings increase or decrease as you move your ZW handles. Simple to install, the Amp/Volt meter fits conveniently on the top of your ZW controller for easy monitoring. Lionel puts you in control more than ever before with the new Amp/Volt Meter for ZWs.

(6-14002) For new ZWs \$124.95

(6-14077) For old ZWs \$124.95

PERFECT FOR ACCESSORIES



36 Watt/1.8 Amp Accessory Transformer

- Basic power and control system
- Ideal for powering your Lionel Accessories

(6-32923) \$29.95



PowerHouse™ Power Supply Units

- Advanced power system available in 135 and 190 watt versions
- UL – listed for safe operation

(6-12866) \$69.95 135 watt/8 amp version

(6-22983) \$89.95 190 watt/10 1/2 amp version



80 Watt/5 Amp Transformer/Controller

Enjoy operating your favorite locomotives and sets with Lionel's new 80 watt transformer/controller. Included is a handsomely designed controller, reminiscent of Lionel's famous ZW. Control speed and power by raising and lowering the engineer handle, and operate your favorite features with the bell, whistle and direction buttons. On the rear of the unit, you will find a 0-18 volt variable AC output, as well as a 12 volt fixed AC accessory output. Easily attach the controller to the PowerHouse 80™ which generates a brawny 80 watts/5 amps of alternating current. Perfect for train sets and small to medium layouts, the 80 watt Transformer/Controller provides the power you need to enjoy all your Lionel favorites.

(6-14003) \$99.95



Big Red Control Button

- Use with your Cab-1 to duplicate all major Cab-1 Button Commands
- Great for kids of all ages, the physically challenged and many push-button display applications

(6-12890) \$89.95

At Lionel, we are committed to providing our customers with superior-quality products and service. It is a commitment shared by our many Lionel Authorized Dealers and Lionel Authorized Service Centers around the country. To locate a Dealer or Service Center near you, call 1-800-4LIONEL (1-800-454-6635). Or, call the Lionel Customer Service Center at 810-949-4100. You can also e-mail us at talktous@lionel.com or visit our website at www.lionel.com. Our knowledgeable staff is always eager to help you fully enjoy the magical world of Lionel model trains.

Any reproduction, transmission or dissemination of the material herein is strictly prohibited. Trademarks owned by Lionel LLC are indicated throughout this document. Items depicted in this catalog are subject to change in color, size, design and availability. Retail prices are suggested. See your Authorized Lionel Dealer for more information.



50625 RICHARD W. BOULEVARD
CHESTERFIELD, MICHIGAN
48051-2493
UNITED STATES OF AMERICA
PHONE: 810-949-4100
E-MAIL: TALKTOUS@LIONEL.COM
WWW.LIONEL.COM

COPYRIGHT ©2000 LIONEL L.L.C.

2738
\$ 3.59



Cover illustration by
Angela Trotta Thomas

