


LIONEL



*Fun that lasts a
lifetime and dreams
that endure for
generations.*



Contents

President's Letter	Inside Front Cover
Introduction	1
Allegheny 2-6-6-6 Locomotives	2-3
F3's; Spirit of the Century and The Platinum Ghost	4-5
and matching passenger car sets	
RS-11's; New York Central and Delaware & Hudson	6
West Side Lumber Shay and matching Log Cars	7
Lionel Lines 44 Ton Switcher and Pacific 4-6-2	8
Pennsylvania 4-4-2 Steamer and Southern Pacific SD-70	9
New York Central Freight Set	10-11
Farmrail Agricultural Set	12
Custom Consist	13
Christmas Celebration - Large Scale	14-15
Christmas Celebration - O-Gauge & American Flyer	16-17
O - O-27 Rolling Stock	18-31
Accessories	32-36
Little Lionel	37
Thomas The Tank Engine Set, Percy and Troublesome Trucks ..	38-39
Power and Control	40-43
Big, Rugged Trains	44-45



Our future is you!

Dear Valued Customer;

What's new?

*We at Lionel like to let **our products speak for themselves**. And this catalog speaks volumes. It has products you asked for. Whatever your interest, you'll find plenty to power your dreams.*

Lionel is growing!

*Behind the scenes, we are focusing our effort and investment on improving our processes and controls. That means **more authentic and reliable products at prices you can afford**. New people with world class skills and training - and personal hobby experience - are working with Lionel veterans to maintain our leadership in quality, design, communications, and customer service.*

*We're sweating the details and leaving no stone unturned in our effort to make the products you want, today, and **years from now**. Whether it's a classic filled with memories, or a creative design filled with dreams, you have our commitment that we will continue to be everything you made us to be, everything you want us to be, and everything we can be.*

Our goal is simple: provide products that will always be in demand.

Regards,

Gary L. Moreau
President.

*P.S. **Proof:** just look at the Internet figures cited on page 1. Customers and prospects tell us we are not just ahead. . . but way ahead.*

Get the **Real Thing!** Compare . . .

- ✓ **Compare the sounds.** Lionel Railsounds™ is the best in the business. Whenever possible, we use recordings of the actual locomotive, not some electronically created imitation.
- ✓ **Compare the value.** As of May 21, 1999 there were **3,702 separate Lionel listings on ebay™** vs 413 listings for all other O gauge manufacturers combined. Where do you want to invest your hard-earned money?
- ✓ **Compare the features.** From the introduction of real smoke in 1946 and track-hugging Magne-Traction® in 1950, to RailSounds™ and TrainMaster® Command Control™ in the 1990's, Lionel trains have always set the standard for fun and functionality.
- ✓ **Compare the innovation.** We don't just copy what others are doing. We're always trying new ideas and fresh approaches, like the King Tut car on page 20.
- ✓ **Compare the possibilities.** In the July, 1999 issue of Classic Toy Trains®, independent dealers line-listed **4,838 Lionel products**, but only 2,079 M.T.H.® products, 211 Williams™ products, and 119 K-Line® products.
- ✓ **Compare the interest.** On May 24, 1999, there were **2,726 individual postings on the Lionel message board** at America Online® Hobbies; Scale Models; Railroad Model/Railfanning - the most of any gauge. The M.T.H.® board had 905 postings, the K-Line® board had 86 postings, and the Williams™ board had 58 postings.
- ✓ **Compare the commitment.** No one does more than Lionel to support their customers. Whether it's the scope of the warranty, the experience of the customer service staff, or the commitment to spare parts, Lionel sets the standard.

We're Lionel!


The Rest Just Want to Be.

*It's never too late to
have a great childhood!*

Allegheny

Lionel's

17.5 LBS.
OF RAW
POWER



32 INCHES OF REALISM

2

LARGEST Die-Cast Locomotive Ever!

BRASS BELL
AND WHISTLE

12 DRIVE
WHEELS

FIRST ARTICULATED LOCOMOTIVE IN LIONEL HISTORY!

In the early 1940's the Chesapeake & Ohio Railroad required a new locomotive to traverse the mountain barrier between the Virginian coal fields and the east coast. The Lima Locomotive Works answered the call with the Allegheny 2-6-6-6 locomotive. Weighing in at over a million pounds and having a maximum tractive power of 110,200 pounds, most railroaders agree that the Allegheny was the most powerful steam locomotive ever built! Imagine seeing, hearing and feeling this brute pulling a long consist on your railroad empire.

Features:

- All new die cast boiler, frame and tender, Wireless tether, Trainmaster® Command Equipped, Articulated Railsounds 4.0 with CrewTalk™, TowerCom™, and DynaChuff™, High Torque Pittman® motor, All 12 driver wheels powered, Engineer and fireman figure, Traction tires, Directional lighting, Weighs approximately 17.5 pounds.

- Model: 1601

- Requires 0-54 track or greater.

- Length 32 inches

(6-28011) C&O \$1,399.95

(6-28028) Virginian \$1,399.95

EXQUISITE
CARRIAGE
DETAIL

NICKEL WHEEL
RIMS

F3

Own the **LAST LIONEL**

SERIALLY
NUMBERED
CERTIFICATE OF
AUTHENTICITY
INCLUDED

SPECIAL
TOWERCOM
ANNOUNCEMENT

RAILSOUNDS 4.0
WITH
RPM CONTROL

CHASSIS, PILOTS AND
TRUCK SIDES PLATED IN
PRECIOUS PLATINUM
METAL

LOCOMOTIVES of the Century!

Spirit of the Century

Whatever You Do, Don't Miss the Last Train of the Century!

After midnight, December 31, 1999 there will never again be a current date with a "19" at the front of the year. We've decided to mark this unique event with an equally unique commemorative limited edition. So we took what many consider to be our most appealing and iconic piece, the F3, and decorated it with a rich, stunning paint scheme worthy of the event. And in recognition of the fact that we are on the eve of a new millenium as well as a new century, we have limited production to only 1,000 pieces and will include a Certificate of Authenticity that is serially numbered 1 to 1,000.

Features:

- Dual Pullmor® Motors, Command Controlled™, RailSounds, CrewTalk™, TowerCom™, Durable die-cast frame, trucks and pilot, Detailed molded body, Magne-Traction®, Headlight, Directional and interior lighting, Electrocouplers on nose, Fixed couplers on rear, Metal ladders, Engineer figure
 - Model: 2333 • Minimum Radius: 0-31 • Length: 26.5"
- (6-38153) \$699.95



SPIRIT OF THE CENTURY ALUMINUM CAR 4-PACK

To augment our beautifully decorated Spirit of the Century F3 engines, we need an equally stunning set of cars for them to pull. In deciding on a series of Vista domes and our all-new Solarium observation car, we have brought our most detailed passenger cars together for the first, and perhaps last, time ever. Be sure to catch the "Last Train of the Century" before it pulls out of the station for good!

Features:

- Extruded aluminum body, Die-cast trucks, Stamped metal frame, Interior lighting (Exterior light on observation car), Magnetic couplers, Detailed interiors including illuminated table lamps and molded figures in Vista domes, and molded figures and skylight in observation car.
 - Minimum Radius: 0-31 • Length: Vista domes 16", Observation car 15.5"
- (6-39109) \$499.95

Platinum Ghost

At the 1948 Toy Fair in New York, Lionel unveiled the legendary Electro-Motive Division F3 locomotive in the famous Santa Fe and New York Central paint schemes. As a way to merchandise these new behemoth locomotives, Lionel manufactured a very limited number of clear molded Santa Fe shells that showed off the new twin motors of the F3. These sales instruments have become one of the most desirable collectibles Lionel ever produced.

To honor this amazing locomotive, Lionel is adorning these limited run, clear polycarbonate F3's with platinum plated chassis, pilots and truck sides. Platinum, the world's most precious metal, is the obvious choice for such a noble and historic locomotive. Now you can enjoy the most unique and historic F3 that Lionel has ever produced.

Features:

- Dual Pullmor® Motors, Command and Railsounds upgradeable, SignalSounds, Durable die-cast frame, trucks and pilot, Detailed molded clear body, Magne-Traction®, Headlight, Interior lighting, Magnetic couplers on nose, Fixed ladders, Engineer figure.
 - **Special Feature!** Frame, pilot and trucksides are platinum plated to add quality and value to your set.
 - Model: 2333 • Minimum Radius: 0-31 • Length: 26.5"
- (6-38150) \$699.95

MATCHING 3 CAR MADISON SET

To complement the clear polycarbonate F3's, Lionel proudly offers a three car set of 14 inch Madison Cars. These iconic Lionel passenger cars will also share the platinum plated adornments seen on the clear F3's. All vestibules, trucksides and the observation end will be platinum plated. Each car will bear the city in which a member of current Lionel leadership resides; New York, Redwood City and Chesterfield.

(Note: Platinum will retain its appearance without any special maintenance.)

Features:

- Die-cast trucks, Stamped metal frame, Detailed molded clear body, Interior lighting, Magnetic couplers, Opening doors, Window silhouettes.
 - **Special Feature!** Trucksides and end caps are platinum plated to add quality and value to your set!
 - Minimum Radius: 0-31 • Length: 14 5/8" each
- (6-29086) \$499.95



RS-11

Detail, Power, VALUE are yours!

Originally built for the New York Central Railroad on a verbal commitment in 1960, these RS-11's had to be shipped back to Alco when NYC management could not get the authority to pay for their purchase. In January of 1961, Alco found a buyer in the Delaware & Hudson Railroad.

Lionel is pleased to offer both versions in this all-new tooled, dual motor locomotive.

Features common for both Command Control and Traditional Versions:

- Dual vertical can motors with flywheels, Die-cast trucks, truck sides, fuel tank and pilots, Detailed molded body, Stamped metal chassis, Traction tires, Illuminated interior and number boards, Fan-driven smoke unit, Metal ladders, Opening cab door, Engineer figure

Additional features on the command versions:

- RailSounds with CrewTalk and TowerCom, Electrocouplers, Directional lighting

Additional features on the traditional versions:

- Command and RailSounds upgradeable, SignalSounds with bell and horn
- Model: 5001
- Minimum Radius: 0-31
- Length: 14"

(6-18597) NYC 8011 Traditional
\$249.95

(6-18598) NYC 8010 Command
\$349.95

(6-18595) D&H 5002 Traditional
\$249.95

(6-18596) D&H 5001 Command
\$349.95



The most fascinating train you'll ever watch!

Shay

ACTUAL SHAY
SOUND
RECORDING

WEST SIDE LUMBER SHAY

The West Side Lumber Company, founded in 1898 by William H. Crocker was instrumental in providing lumber for the developing western frontier. Located in present day Tuolumne, California, West Side Lumber's original purpose was to transport tourists to nearby Yosemite National Park. The vast resource of Ponderosa and Sugar Pine in the area ensured, however, that few passengers ever road the West Side Lumber rails. With over 4 Billion board feet of timber to harvest, West Side became an important supplier of lumber for a growing nation.

The workhorse of the West Side Lumber fleet of locomotives was the Lima Shay. Utilizing a unique drive system of vertical pistons, gears and universal joints, the Shay could handle the tight turns and steep grades of the Sierra foothills. Lionel's reproduction of West Side Lumber Shay #7 is a must addition to your railroad empire.

Features:

- Die-cast locomotive and tender, Command Controlled, Fully operational drive rods and valves, Operating smoke unit, Authentic Shay Railsounds with CrewTalk and TowerCom, Front and rear electrocouplers, Directional lighting, Red firebox glow, Two railroad figures.

- Model: 800

- Minimum Radius: 0-54

- Length: 15.5"

(6-28022) \$1199.95

RAILSOUNDS 4.0
WITH DYNACHUFF



SHAY LOG CAR 3-PACK

Produced to accompany The West Side Lumber Shay this three pack of flatcars are hauling the days harvest of logs. The logs are real wood and add the lifelike realism that the Shay locomotive requires. The West Side Lumber flatcars are consecutively number for further realism.

Features Include:

- Die-cast sprung trucks and operating couplers, Metal tie-down chains for wood, Real wood load, Detailed molded body and stakes

- Model: 9823

- Minimum radius: 0-27

- Length: 11 1/8" each

(6-26713) \$149.95

For working around the yard - The most famous railroad line ever.

LIONEL LINES 44-TON SWITCHER

The 1937 Diesel Agreement stated that an engineer and helper would be used on all locomotives weighing 45 tons or greater. In response, General Electric and other manufacturers began producing switchers weighing 44 tons, which eliminated the need for the additional helper, thus saving payroll dollars for the railroads. Lionel commemorates this piece of railroad history, the end of the millennium, and the proud Lionel Lines tradition with perhaps the finest Lionel Lines paint scheme ever.

Features:

- Dual DC can motors, Molded body, Diesel horn, Laser cut steel handrails, Stamped metal frame, Interior illumination, Operating couplers.

- Minimum radius: 0-27

- Length: 11"

(6-28801) \$209.95

44 TONNER



Scale beauty in a versatile size

LIONEL LINES 4-6-2 PACIFIC

For fans of Lionel Lines, what could be better than having not one, but two engines to add to your collection? Our second selection features the all-new die-cast 4-6-2 Pacific steam locomotive, which operates as smooth as it looks!

Features common for both Command Control and Traditional Versions:

- Die-cast boiler and tender bodies, Engine chassis, trucks, operating couplers (rear of tender) and pilot truck, Real-life puffing smoke unit, DC-can motor with flywheel, Operating headlight, Traction tires, Red firebox glow.

Additional features included on the command versions: • RailSounds with CrewTalk and TowerCom, Electrocoupler on rear of tender, Direction activated rear lighting

Additional features included on the traditional versions:

- Command upgradeable, SignalSounds

- Model: 3344 • Minimum Radius: 0-31 • Length: 19"

(6-28020) Traditional \$399.95 (6-28026) Command \$499.95

YEAR 2000
DELIVERY

4-6-2 SD



LIONEL LINES

4-4-2



Real Lionel, Real Value!

PENNSYLVANIA 4-4-2 ENGINE

This locomotive makes a great gift for the beginner as well a worthy addition to any existing layout.

Features:

- Die-cast locomotive, Maintenance-free can motor, Works with most transformers, Traction tire, Operating headlight, Operating smoke unit, Air whistle, Molded tender with operating coupler, Authentic Pennsylvania RR markings.

- Minimum radius: 0-27

- Length: 18.5"

(6-18681) \$99.95

A Scale Brute!

SD-70M SOUTHERN PACIFIC

Need more power? When the Southern Pacific Railroad was faced with this need they turned to EMD's SD-70M. Packing a wallop 4,000 horsepower, these SD-70M's, performed admirably over some of the most treacherous mountain routes in the United States. If these powerhouse locomotives could conquer the Sierra Nevada's, they're sure to supply the power needed on your railroad!

Features:

- Dual vertical can motors with momentum flywheel, Die-cast trucks, fuel tank and pilot, operating couplers, Stamped metal chassis and handrails, Detailed molded body, Traction tires, Fan-driven smoke unit, Finished cab interior with figure.

Command control version includes: • Direction activated rear lighting and RailSounds with CrewTalk and TowerCom

Command upgradeable version includes: Digital SignalSounds.

- Model: 8238

- Minimum Radius: 0-31

- Length: 18"

(6-18264) Command Upgradeable Version: \$399.95

(6-18265) Command Controlled Version: \$499.95

**YEAR 2000
DELIVERY**

**NEW!
RAILSOUNDS 4.0
WITH RPM
CONTROL!**



NEW YORK CENTRAL FREIGHT SET

Lionel has produced more ready to run sets than any company in the history of model railroading. It's a claim we are proud to make, but we are not one to rest on our laurels. In fact, we asked ourselves how we could make our best selling sets even better. The all-new, New York Central Freight Set is the result of asking those tough questions. It's the ultimate Lionel ready to run set with a powerful, brand new, die-cast engine, beautifully decorated rolling stock with die-cast trucks, and a full oval of O-31 track. Coupled with a newly designed 80-watt transformer that delivers more power than other transformers in ready to run sets on the market today, the New York Central Freight Set is the perfect way to begin years and years of model railroad fun. If quality and value are important to you, you need look no further.

Set includes:

- Engine and tender, Single dome tankcar, Flatcar with tractor trailer, Boxcar, Bay-window caboose, Eight pieces of straight and eight pieces of curved O-31 track, 80W transformer/controller.

Features:

- Durable die-cast 4-6-4 engine and tender, Die-cast trucks, Command and Railsounds Upgradeable, SignalSounds, Red firebox glow, Headlight, Directional back-up light on tender.
- Rolling stock features include: Durable Die-cast trucks, Detailed molded bodies and frames, Interior illumination (caboose), Painted decoration
- Length: 64"

(6-21956) \$399.95



ALL NEW!
80 WATT
TRANSFORMER



New York



You get collector quality, operator durability and a great Price!

Central Freight

Farmrail

Own a piece of
America's Heartland!

FARMRAIL® AGRICULTURAL SET

Located in agricultural Oklahoma, Farmrail's principal commodities are wheat, gypsum, cotton, fertilizers and farm machinery. Most of Farmrail's traffic is interchanged with Burlington Northern Santa Fe and Union Pacific railroads. The tastefully decorated Farmrail Set is an excellent addition to your railroad empire. The Farmrail consist is a powerful, Pullmor GP-7, a flat car hauling an Ertl™ axial flow combine, one Cargill™ hopper, one Farmer's Market™ hopper, and an extended vision caboose.

Set Includes:

- GP-7 Engine, 2 9300 Standard O Hoppers, 6214 Standard O Flatcar with Die-cast Ertl Combine, 6900 Extended Vision Caboose

Engine features:

- Durable Pullmor motor, Stamped metal frame, Metal wheels and axles, Command and Railsounds Upgradeable, Magne-Traction, Headlight, Strobe light and SignalSounds

Rolling Stock features:

- Die-cast sprung trucks and magnetic couplers, Metal brakewheels, Stamped metal frame (caboose) and interior illumination (caboose), Die-cast Ertl combine on flatcar
- Minimum radius: 0-31
- Set length: 61"

(6-11983) \$599.95

STANDARD O
FREIGHT CARS

CUS

**With this set, you're Tough, you're Cool,
YOU'RE HARD TO BEAT!**

THE CUSTOM SERIES CONSIST II

The big race is this weekend. You've got your Custom Series Geep revving up and ready to roll. Now all you need are your dragster, your hot-rod pickup and a car for the crew. With this three car set decorated to match your engine, you'll be the talk of pit row. Your die-cast dragster, specially decorated with Lionel graphics, is sure to put you in the winner's circle, and your flame decorated, die-cast pick-up truck is as tough as it is cool. After the racing is done for the day, you can kick back in your luxury observation car as you ride the rails to your next competition. With this set, you'll be hard to beat!

Features:

- Flatcars: Die-cast trucks and operating couplers, Stamped metal brakewheel, Detailed molded body, Die-cast Corgi dragster with Lionel decoration, Die-cast Road Champs Pick-up with premium flame decoration
- Observation Car: Detailed molded body, Chassis, Die-cast trucks and operating couplers, Interior illumination, Passenger silhouettes
- Minimum Radius: 0-27
- Set Length: 31"

(6-21774) \$209.95

tom
Consist

Merry Christmas

Capture the Large Scale Magic of Christmas!

Christmas is a special time of year, and Lionel has been a big part of the Christmas tradition for many people over the decades. When you think of Christmas, you think of Santa, snowmen, singing, presents, and of course, Lionel. This year, our special holiday items represent the very best things about this most joyous season.

It's our way of saying,

"Merry Christmas and Happy Holidays!"



LARGE SCALE BOXCAR

Add some holiday cheer to your large scale layout. This beautifully decorated boxcar will look good under any Christmas tree.

Features:

- Detailed molded body, frame, trucks, brakewheel, door guides and opening doors, Large scale knuckle couplers
- Length: 16 "

(8-87021) \$54.95

LARGE SCALE TRAIN SET

Hop aboard the "Holiday Special" and ride with Santa as he makes his Christmas tree deliveries.

Features:

- Ready-to-run set with 12 pieces of curved track, Transformer and wall-pack.
 - Track Diameter 4.3'
- (8-81019) \$199.95



LARGE SCALE SANTA AND SNOWMAN HANDCAR

Santa and Mr. Snowman have teamed up to pump their way to Tinsel Town! Watch as they make their journey!

Features:

- Can motor, Detailed molded body, and Santa and Snowman figures
 - Length: 8"
- (8-87212) \$99.95

Season's Greetings

Holiday O and S Gauge Magic to Own!

These holiday cars are sure to brighten the smile of any child or grandchild. Set them up under the tree, and let the memories begin, memories to last a lifetime!

1999 LIONEL CHRISTMAS BOXCAR

- Model: 9700
- Scale: O-Gauge
- Minimum Radius: 0-27

Features:

- Sturdy metal wheels and axles, Detailed molded body, frame, trucks, operating couplers, door guides, brakewheel and opening door
 - Length: 10 1/4"
- (6-26243) \$44.95



AMERICAN FLYER CHRISTMAS BOXCAR

A holiday must for any American Flyer fan, this premium decorated Christmas boxcar is a perfect stocking stuffer.

Features:

- Detailed molded body and opening doors, Die-cast trucks, Stamped metal frame and door guides, Mechanical couplers
 - Length: 8 3/4"
- (6-48341) \$54.95

HAPPY HOLIDAYS MUSIC REEFER

Sing along with this musical reefer as it rolls down the tracks and plays "Frosty the Snowman"

- Minimum Radius: 0-27

Features:

- Operates with command or conventional, Die-cast trucks, Detailed molded body, and Metal brakewheel.
 - Length: 11"
- (6-16785) \$199.95



"Frosty The Snowman"
(Steve Nelson and
Jack Rollins)
1950 (Renewed)
Chappell & Co. (ASCAP)
All Rights Reserved.
Used By Permission.



KIDS LOVE
LIONEL OPERATING
CARS!

ELF CHASING RUDOLPH GONDOLA

Even Rudolph gets a little mischeivous this time of year. See if one of Santa's elves can chase him down so he'll be ready to pull Santa's sleigh on Christmas Eve.

- Model: 6462
- Scale: O-Gauge
- Minimum Radius: 0-27

Features: • Sturdy metal wheels and axles, Detailed molded body, trucks and operating couplers Additional Enhancements: Operating Rudolph and Elf figures who chase one another around the car

- Length: 10 1/2"
- (6-16795) \$59.95

CHRISTMAS WORK CABOOSE

For those extra large packages that just won't fit in his sleigh, Santa requires the help of his trusty caboose to finish his deliveries on time.

- Model: 6496
- Scale: O-Gauge
- Minimum radius: 0-27

Features: • Sturdy metal wheels and axles, Detailed molded body, frame, trucks, operating couplers and brake wheel, Interior lighting, Additional Enhancements: Set of five Christmas packages

- Length: 9"

(6-26519) \$34.95



CHRISTMAS GONDOLA WITH PRESENTS

What a great car this would be to see coming down the tracks! For those of us without a sleigh, this is the next best way to ship our holiday presents.

- Model: 6462
- Scale: O-Gauge
- Minimum Radius: 0-27

Features: • Durable die-cast trucks and operating couplers, Sturdy metal brakewheel, Detailed molded body, Additional Enhancements: Set of 10 Christmas packages

- Length: 10" (6-36032) \$49.95



TRANSFORMER INCLUDED

HOLIDAY TROLLEY

Don't be late for Santa's Town Shoppers Trolley as it makes its way from Chesterfield to New Baltimore and all the toy stores in-between.

Features: • Ready to run set with 8 pieces of curved track, 4 pieces of straight track, Two bumpers and transformer. Trolley has detailed molded body with directional and interior lighting.

- Length: 7" (6-21924) \$99.95

They're here - your exclusive Lionel Autos!

Third in a series from Hollywood special effects modeler Mike Fulmer, come these stunning Route 66 flatcars with uniquely designed vintage vehicles. Running these classic cars on your pike is sure to rekindle memories of a bygone time when Route 66 was America's coolest ride.

Features:

- Durable diecast sprung trucks and operating couplers, Sturdy metal wheels and axles, Detailed molded bodies, Additional Enhancements: resin Route 66 vehicles on each car.
- Model: 9823 • Scale: Standard O-Gauge
- Minimum Radius: 0-27
- Length: 11 1/8"

(6-17549) \$59.95

With touring station wagon and trailer

(6-17548) \$59.95

With 2 luxury touring coupes



Route 66 Flatcars

Cars for a Cause

The Lionel Donation Series

THIRD
IN A SERIES



FOURTH
IN A SERIES

THE SALVATION ARMY CHARITY BOXCAR

Few charitable organizations are more recognizable, or have done more to help those in need than the Salvation Army. The Salvation Army is dedicated to caring for the poor, feeding the hungry, and befriending those who have no friends. Disaster Services is an important arm of the Salvation Army's work, whose volunteer staff is often the first to arrive at the scene of local, regional, and national disasters. In recognition of the fine work that the Salvation Army does, Lionel is pleased to offer this beautiful commemorative boxcar, and will donate 10% of our sales of this car to the Salvation Army to help support its efforts.

Features:

- Sturdy metal wheels and axles, Detailed molded bodies, frame, trucks, operating couplers, door guides and opening doors
 - Model: 9700 • Scale: O-Gauge
 - Minimum Radius: 0-27 • Length: 10 1/4"
- (6-26256) \$44.95

DETROIT HISTORICAL MUSEUM BOXCAR

Alfred Glancy, Jr. was a banker, real estate financier, and in the 1950's, owner of New York City's Empire State Building. Above all, he was a man who loved trains - Lionel trains. Through the years, beginning with the first train set he purchased for his family at Christmas in the late 1930's, he obtained an impressive collection of Lionel trains, and was often seen dressed as an engineer showing his trains to children from all over metro Detroit. At his death in 1973, his entire train collection was donated to the Detroit Historical Museum, where it still runs today to the delight of all who visit.

Lionel is proud to commemorate the 25th Anniversary of the Glancy Train Exhibit at the Detroit Historical Museum, with this beautiful, limited run boxcar. A portion of the proceeds from the sale of this car will go to benefit the museum to help maintain this important collection.

Features:

- Sturdy metal wheels and axles, Detailed molded bodies, frame, trucks, operating couplers, door guides and opening doors
 - Model: 9700 • Scale: O-Gauge
 - Minimum Radius: 0-27 • Length: 10 1/4"
- (6-26238) \$44.95

WOW!

Fantastic

Explore the splendors of ancient Egypt with this King Tut Museum transport car. Peer inside at the beautiful gold sarcophagus, and imagine what secrets lie within. The ancient pharaohs never traveled in this much style!



IT'S A
"MUMMY"

KING TUT MUSEUM CAR

Features:

• Durable die-cast trucks and operating couplers, Sturdy metal frame and brakewheel, Detailed molded body, Additional enhancements: Two molded mummy cases

- Model: 9660
- Scale: O-Gauge
- Minimum Radius: O-27
- Length: 10 1/2"

(6-19669) \$54.95



CLASSIC
LIONEL
AUTOMATION



GLOW-IN-THE-DARK AEC BOXCAR

There's no better car to haul your "radioactive" material than this AEC boxcar. Turn out the lights and watch this car radiate a mysterious green glow. Third in a series of glow-in-the-dark AEC cars, this fun car is a great addition to your collection or layout.

Features:

• Durable die-cast trucks and operating couplers, Sturdy metal wheels, axles and brake wheel, Detailed molded body, door guide and opening door, Additional enhancements: Molded in fun, glow-in-the-dark, material

- Model: 9700-GLO
- Scale: O-Gauge
- Minimum radius; O-27
- Length: 10 1/4"

(6-26271) \$44.95

THIRD
IN A SERIES

Dreams Come True!



WICKED WITCH HALLOWEEN BOXCAR

There's nothing more frightening on Halloween than the sight of a wicked witch flying through the sky, or in this case, barreling down the tracks! The hair on the back of your neck is sure to stand straight as this ghoulish boxcar winds its way around your layout with its wicked, bobbing passenger. Its doors even glow in the dark. Be careful, she's out to get you and your little dog, too!

Features:

- Sturdy metal wheels and axles, detailed molded body, frame, trucks, operating couplers, door guide, opening door and brakewheel, additional enhancements: Molded witch "flies" in and out of a hole in the top of the boxcar, doors are molded in glow-in-the-dark material

- Model: 9700
- Scale: O-Gauge
- Minimum Radius: 0-27
- Length: 10 1/4"

(6-16794) \$49.95



SANDERSON FARMS POULTRY CAR

Sanderson Farms in one of our country's major suppliers of poultry. Located in Texas, Mississippi and Louisiana, they supply poultry to the Southwest, Southeast and Western United States. Enjoy this fun poultry car as it rolls down the tracks with its busy attendant rhythmically sweeping inside to keep things clean.

Features:

- Durable die-cast trucks and operating couplers, sturdy metal frame, brakewheel and door guides, detailed molded body, interior illumination

- Model: 3434
- Scale: O-Gauge
- Minimum Radius: 0-27
- Length: 10 3/4"

(6-19882) \$64.95



FLATCAR WITH PSYCHEDELIC PSUBMARINE

Flower power, Haight Ashbury, peace, love, not war...you get the picture!

Features:

- Sturdy metal wheels and axles, Detailed molded body, trucks and operating couplers, Additional enhancements: Operating submarine which actually floats in water!

- Model: 6511
- Scale: O-Gauge
- Minimum radius: 0-27
- Length: 11"

(6-26709) \$44.95



LOUISVILLE & NASHVILLE FLATCAR WITH DIE-CAST TRAILER FRAMES

Trains and trucks are at the heart of America's intermodal transportation system. Sometimes, their two worlds collide as with this L&N flatcar. A distant trucking company needs a new set of trailer frames on which to place their new containers. You can ship them cross country on this specially designed flatcar. Once there, unload the trailers and attach your favorite containers for delivery to your nearby intermodal crane.

Features:

- Die-cast sprung trucks, Operating couplers and two tractor trailer frames, Stamped metal brakewheel, Detailed molded body and wheel chocks

- Minimum radius: 0-27

- Length: 10"

(6-19474) \$49.95



NYC FLATCAR WITH NYC PICKUPS

Add some realism to your layout with these New York Central Railroad maintenance trucks. Made of durable die-cast, these cars are tough and are decorated with prototypical NYC Railroad markings.

Features:

- Die-cast sprung trucks and couplers, Detailed molded body, Includes two die-cast Ford pickup trucks with prototypical NYC markings

- Minimum radius: 0-27

- Length: 11 1/8"

(6-17551) \$69.95

Flatcars

BURLINGTON NORTHERN CENTER BEAM FLATCAR WITH LUMBER LOAD

From the great forests of the Pacific Northwest comes this flatcar filled with lumber ready for use in building America's homes and businesses. Painted in the rich green color of the Burlington Northern Railroad, this flatcar has all the features you love, including painted lumber ends and safety and loading instructions printed inside and on the bulkheads.


Features:

- Die-cast sprung trucks and operating couplers, Stamped metal brakewheel, Detailed molded body, chassis and lumber load, Intricate prototypical decoration on center beam and bulkheads, Printed lumber ends.

- Minimum radius: 0-31

- Length: 13"

(6-17550) \$59.95



GRAFFITI 2-BAY COVERED HOPPER

Graffiti is as much a part of modern railroads as is a boxcar or gondola. A reality of big city America, this form of expression, though not always wanted, does add a certain urban flair to the cars on which the artist creates. This second car in a series has the look and feel of many cars out on the open tracks today.

Features:

- Die-cast sprung trucks and operating couplers, Stamped metal frame, Detailed molded body, Standard O scale

- Minimum radius: 0-27

- Length: 9"

(6-17014) \$54.95

& Hoppers

6565

New Lionel Heavies™

NEW TOOLING!

6565 BOXCARS

For years, the boxcar of choice for collectors and operators has been Lionel's 6464. Its premium decoration, sturdy frame and durable die-cast trucks have made it a crowd favorite. Now, for the first time, Lionel has taken this classic car and made it even better. The premium decoration and die-cast trucks are still there, but the stamped metal frame is gone. In its place is a completely new tooled, strikingly realistic, durable die-cast chassis. Its even got a new number - 6565. The best part of all is that you can continue to collect and run your favorite 6464 cars, while adding these new "Heavies" to your collection. The 6565s are a new series for a new millennium.

Features:

- Durable die-cast frame, Sprung trucks and operating couplers, Sturdy metal door guides and brake-wheel, Detailed molded body and opening door

- Model: 6565
- Scale: O-Gauge
- Minimum Radius: 0-27
- Length: 10 1/4"

(6-29265) Maine Central Boxcar

(6-29266) Frisco Boxcar

(6-29268) Rio Grande Boxcar

Price: \$59.95 Each



NEW
DIE-CAST
FRAMES



DECORATED TRUCKS

9464 BOXCARS

Few cars look more striking behind a Lionel diesel or steam engine than these Standard O "Heavies". With detailed die-cast frames and crisp, prototypical decoration, the 9464 series boxcars are fast becoming Lionel classics. There's even painted trucks on the Atlantic Coast Line car, just like the real thing. Perfect for a prototypical layout, or just for fun, you can't go wrong with these premium cars.

Features:

- Durable die-cast frame, Sprung trucks and operating couplers, Sturdy metal brakewheel, Detailed molded body and opening doors and door guides
- Special note: Painted trucks on the ACL car are a first for the 9464 series.
- Model: 9464
- Scale: O-Gauge
- Minimum Radius: O-27
- Length: 11 1/8"

(6-17257) Atlantic Coast Line Boxcar
 (6-17258) Delaware & Hudson Boxcar
 (6-17259) MKT Boxcar
 Price: \$59.95 Each

9464

More Heavies™

6464



CONRAIL

6464-32X

CAPY 118000
LD LMT 122000
LT WT 45000
RDC #8



EXW 96-8
EW 96-3
IW 96-3
HW 96-3
CU FT 4833
H13-7
H14-3



PC

N

6464-32X

CAPY 118000
LD LMT 122000
LT WT 45000
R #8
XM

EXW 96-8
EW 96-3
IW 96-3
HW 96-3
CU FT 4833
H13-7
H14-3

REAL-LIFE
POST-MERGER
OVERSTAMP!

From Lionel's Archives To You!

6464 OVERSTAMP BOXCAR 2-PACK

(Shown on opposite page)

As consolidation hit the railroad industry, it was desirable to put into use the resources of the "Fallen Flag" road as soon as possible, with as little cost as possible. Instead of gathering and repainting all of the new boxcars acquired, the large railroads took to "overstamping" their names and logos on the existing cars and getting them back into service in short order. Lionel has recreated two such cars with Penn Central and Conrail overstamps to represent their takeovers of New Haven and Reading respectively. Along with their prototypical markings, these cars have all of your favorite features from our 6464 boxcar line.

6464 ARCHIVE 3-PACK

The Lionel Archives are housed in a large storage room above the Lionel factory in Chesterfield, Michigan. In the model train hobby, it's as close as you'll come to a sacred place. Access is limited to a handful of people, and few outsiders have ever crossed its threshold. But now you can be a part of the history present there. Each car in this collection is a reproduction of a unique prototype that never made it into production.

Upon searching our archives and product records we found some interesting products that are sure to delight Lionel historians, collectors and operators. Never before produced and accessible to our public only in books, now you can own a piece of Lionel history.

Common to both the Overstamped Boxcars and to the Archive Set:

Features:

- Durable die-cast sprung trucks with operating couplers, sturdy metal frame, door guides and brakewheel, Detailed molded bodies and opening doors

- Model: 6464
- Scale: O-Gauge
- Minimum Radius: 0-27
- Length: 10 1/4"

Overstamp 2-pack
(6-29286) \$99.95

Archive 3-Pack
(6-29282) \$114.95



SOUTHERN RAILROAD CARSOUNDS™ STOCKCAR

The unmistakable sound of mooing cattle emanate from this realistic stockcar as it rolls down the track. Equipped with digital CarSounds which trigger with changes in track speed, you and your children will have fun trying to pick out the numerous different recordings packed into this car.

Features:

- Die-cast sprung trucks and operating couplers, Stamped metal chassis, door guides and brakewheel, Detailed molded body, Authentic digital CarSounds with real Cow recordings!
 - Minimum radius: 0-27
 - Length: 11 1/8"
- (6-26710) \$149.95



6446 FOUR BAY NEW YORK CENTRAL HOPPER

Filled to the brim with coal, this car is a great addition to any freight consist. Notice the crisp, prototypical New York Central markings and the durable die-cast sprung trucks. You'll definitely need more than one!

Features:

- Die-cast sprung trucks, frame and operating couplers, Stamped metal brakewheel, Detailed molded body, opening doors and coal load.
 - Minimum radius: 0-27
 - Length: 11"
- (6-16441) \$39.95



STARTER SET BOXCARS

Perfect for adding on to your new starter set, or as a gift to help someone build their collection, these inexpensive, quality boxcars are Lionel through and through. They're a great value for the price.

Features:

- Detailed molded bodies, trucks, operating couplers, chassis, brakewheel, door guides and opening doors
 - Minimum radius: 0-27
 - Length: 10 1/4"
- (6-26240) Railbox
 (6-26241) Norfolk & Western
 \$29.95 Each





OPERATING HELIUM TANK FLATCAR FEATURES

Add fun and action to your railroad with the Post War Celebration's Helium dump car. This old favorite includes three wooden helium tanks, just like the Post War version!

Features:

- Die-cast trucks and operating couplers, Detailed molded plastic body and dumping mechanism, Three wooden "helium" tanks

- Model: 3362

- Minimum radius: 0-27

- Length: 10 7/8"

(6-19878) \$49.95

CULVERT GONDOLA

The perfect addition to the Culvert Loader and Culvert Unloader, this gondola is being produced, for the first time in NYC green.

Features:

- Die-cast sprung trucks and operating couplers, Metal culvert ramp and brakewheel, 7 metal culverts and detailed molded body

- Model: 6342

- Minimum radius: 0-27

- Length: 10"

(6-19478) \$44.95



Great add-ons to complete your

ALL NEW STATIONSOUNDS™ CARS!

You already know that Lionel has the best, most prototypical sounds of any model train company. To make the best even better, we've developed StationSounds, an all new feature of RailSounds 4.0. Designed to work with your passenger train sets, StationSounds provides realistic passenger station messages including arrival and departure information and additional background station sounds. It's so realistic, you'll swear you are standing on the platform waiting for the departure yourself! Each StationSounds car also has individual braking and coupler sounds, and works in concert with all other RailSounds features. Recorded with custom messages for both our Milwaukee Road Hiawatha, and Erie Lackawanna Phoebe Snow sets, these beautiful coach cars will add even more realism to your layout.

Both cars feature:

- StationSounds equipped, aluminum extruded bodies, Die-cast trucks and operating couplers, Metal chassis, Interior illumination and window silhouettes

- Minimum radius: 0-31 • Length: 15"

(6-39104) Phoebe Snow StationSounds Car \$249.95

(6-39105) Milwaukee Road Hiawatha StationSounds Car \$249.95

LEGENDS OF LIONEL "LIONTECH" MADISON CAR

Born in 1993, LionTech's mission was to produce the finest and most advanced electronics ever produced for model railroading. Lionel is honoring LionTech for their many contributions in first developing and then maintaining Lionel's vast superiority in model railroad electronics.

A note of interest is that this is the first Legends of Lionel Car that honors a group of people instead of an individual.

Features:

Die-cast trucks, Operating couplers and car ends, Stamped metal chassis, Detailed molded body, Interior illumination and spring loaded swinging doors

- Minimum radius: 0-31 • Length: 14 5/8"

(6-29090) \$99.95

INTERACTS
WITH
TOWERCOM



sets!

There's no better way to finish off a long Lionel consist than with one of these premium cabooses. Expertly decorated to match their engine, these detailed cabooses are packed with your favorite features. The Burlington Northern 7606 style Steel sided caboose is a great match for your new BN SD-60 MAC diesel. The Conrail 6900 style Extended Vision caboose is designed to fit with any of your Lionel Conrail diesels, including the new SD-70 MAC. Be sure to add the Pennsylvania square window caboose to the sharp steam engine and tender on page 9. Finally, for fans of Lionel Lines, there is no better caboose to choose than this stunning square window caboose. Use it with any Lionel Lines engine, including the all-new Lionel Lines 4-6-2 Pacific and 44-ton switcher found on page 8.

Features:

- Die-cast trucks and magnetic coupler, Stamped metal frame (Extended Vision only) and metal brakewheels (Extended vision and Steel Sided only), Detailed molded bodies and frames (Square window and Steel Sided), Interior illumination and strobe light (Steel Sided only)

- Model: Burlington Northern 7606 Steel Sided Caboose

- Minimum Radius: 0-27

- Length: 10 1/8"

- (6-17625) \$99.95

- Model: Conrail 6900 Extended Vision Caboose

- Minimum Radius: 0-27

- Length: 10 1/8"

- (6-17624) \$79.95

- Model: 6257 Square Window Caboose

- Minimum Radius: 0-27

- Length: 7 1/8"

Pennsylvania Railroad

(6-26528) \$29.95

Lionel Lines

(6-26530) \$29.95



A highway that brought a nation together, and became a way of life for many. It meandered through the central and western United States, a concrete trail of big cars and big dreams. No stretch of pavement has ever had the allure and pull that this one had. From its cool cars to its **outrageous road-side attractions**, Route 66 made an indelible mark in America's collective soul. The fast food chains that now line our roadways were yet to be. Meals along the road were taken in friendly, family run diners where the decor matched the free spirit of the owner and the era's boundless energy for fun and creativity. Now, new from Mike Fulmer, Lionel's resident Route 66 guru, come two new accessories that are sure to be **unlike anything you've ever owned.**



Route 66 .



PERFECT FOR SHELF DISPLAY TOO!

Are you staring at a machine from a far off planet, or just a real good place to get some atomic chili? It's the Route 66 UFO Cafe, filled with intricate interior detail, and a super-cool, variable sequence light that makes you wonder if this thing is going to take off at a moment's notice. If E.T. had seen this, he wouldn't have needed to phone home!

Features:

- Stamped metal body and UFO Cafe sign, Die-cast landing gear, Detailed molded interior including tables, booths and people, Wire form handrails on entrance ramp, Interior illumination, Flashing strobe in top dome, Dual speed, circular sequential lighting.

• Approximate Dimensions: Diameter 12", Height 9"

(6-32961) \$179.95

. Totally Unique!

MOTORIZED
PROPELLER



Car and figure not included.

Frightened by UFOs? Longing for something a little more down to earth? Maybe a dirigible is more your style. Never fear, you can always find what you're looking for on Lionel's Route 66. The Hindenburger Cafe, famous for its long frankfurters and car-hop service, is just down the road. You'll be impressed by the large balloon, lit from within, with its operating propeller. Upon further inspection, you'll notice quite a few people inside the gondola enjoying a good meal. Why don't you go inside and enjoy yourself? You never know what you'll find around the next corner on Route 66.

Features:

- Stamped metal gondola, Detailed molded blimp, Mooring and interior details including tables, booths and people, Interior illumination in blimp and gondola, Operating propeller.
 - Approximate Dimensions: Width 4", Length 16", Height 10"
- (6-32960) \$199.95

Bring your layout to



ICING STATION WITH SANTA

The Icing Station With Santa does a “brisk” business any time of year. It gets so busy, that even Santa helps out when he’s not busy with other responsibilities. You’ll almost always find a 6352 Snowman Loading Ice Car waiting to load up for another delivery (available separately below.)

Features:

- Stamped metal base, Detailed molded frame, house and ice chute, 10 cubes of “ice”, and molded Santa figure.
- Dimensions: 11” x 4” x 8”
(6-32929) \$99.95

SNOWMAN LOADING ICE CAR

Pull this car up to your Icing Station With Santa and watch the cubes of ice fly!

- Model: 6352
- Scale: O-Gauge
- Minimum Radius: 0-27

Features:

- Durable die-cast sprung trucks and operating couplers, Sturdy metal wheels and axles Detailed molded body, frame, door guide, opening door and brakewheel, Additional Enhancements: Works in conjunction with Lionel Icing Station, with opening doors on roof and side to load and unload ice blocks.
- Length: 10”
(6-16796) \$69.95

MAINLINE CANTILEVER SIGNAL BRIDGE

The newest addition to our most realistic collection of accessories, the Mainline Cantilever Signal Bridge is the finest scale signal you’ll find on the market today. Its sturdy die-cast construction and realistic lighting make it a must for any sized layout.

- Dimensions: 7” x 2” x 6”
(6-22931) \$59.95



life with operating accessories!

LINEX OIL DERRICK

You don't have to go all the way to Texas to find a major oil deposit. There's one right beneath your layout, and the only way to get to your "black gold" is to pump it out with the Linex Oil Derrick. You'll be amazed at how much oil there is as you watch the derrick arm pump away and the looking glass tube bubble profusely. Most of your oil will eventually end up as gasoline that you can store in your Linex gas tanks, and will be delivered in your fleet of Linex tanker trucks. You've struck it rich!

Features:

- New die-cast generator, Die-cast hook and block assembly, Stamped metal tower, base, sign and elevated platform, Glass bubbling tube, Detailed molded pumping arm, Four molded oil barrels
 - Dimensions: 8" x 5" x 14"
- (6-32990) \$69.95



#464 SAWMILL

"Look, Daddy! It's making boards!" This exclamation is made by children each and every day in the Lionel Visitors Center as they watch this fantastic accessory in operation. No doubt, it's an all-time favorite. As the wood logs are carried into the sawmill by conveyor, the roaring of the Vibrotor motor makes it easy to imagine large blades shearing through the tough, but pliable wood. Out the other side comes lumber ready for shipping to build America's homes. The safety strobe lights on both sides warn workers to be careful as the wood is sent to be cut. Few accessories will ever match the interactivity, fun and illusion of the #464 Sawmill.

Features:

- Stamped metal base, Detailed molded body, Vibrotor motor, Action activated strobe lights above entry and exit of conveyor, 6 wooden logs and boards, Works with all Lionel log-dump cars.
 - Dimensions: 16" x 6" x 6"
- (6-32989) \$99.95

Land and Sky are Yours to Control!

IMPROVED
MECHANISM-
MORE REALISTIC
MOTION

#192 RAILROAD CONTROL TOWER

Whether your railroad yard is huge or small, you are going to need someone to monitor and control things when you're not there. The operators in the #192 Railroad Control Tower are up to the task. One look at them busily moving about the observation booth, and you'll soon realize that they don't miss a thing - and they almost never get tired! With these guys on the job, your yard is sure to run trouble free.

Features:

- Detailed molded base, tower, observation booth anemometer and figures, Interior illumination, Newly fitted with reliable can motor for consistent operation.
 - Height: 11"
- (6-32988) \$49.95



WLLC RADIO STATION

"Good morning! Welcome to another beautiful day. Be sure to stick with WLLC all day long to bear the very best of the 70's, 80's and 90's. Coming up next, another sixty minutes of commercial free music on Lionelville's bit radio station, W-L-L-C!"

Add some rock and roll to your layout with the all-new WLLC Radio Station. It doesn't just look like a radio station, it actually plays your favorite music with a fully functional AM-FM radio. Simply adjust the tuning and volume knobs and start broadcasting live to your railroad empire. You are the program manager, so it's up to you to keep the hits coming. The top of your broadcast tower even has a realistic slow strobe so that if your pylon with airplane flies too close, the pilot will know to avoid it. Crank up the tunes, and let the party begin!

Features:

- Fully functional AM-FM radio with tuning and volume knobs, Stamped metal tower and call letters, Detailed molded building and base, Realistic slow-strobe light
 - Dimensions: 6" x 6" x 19"
- (6-32991) \$89.95

Preschoolers will discover the joy of trains with this fun and exciting

37 Piece Little Lionel™ Learning System!

We've built over 50 million trains for kids. We know the secrets to fun and learning and we've made sure that all of our Little Lionel products build confidence, increase attention, aid development and are safe by design. Little Lionel trains and tracks are made from high quality plastics for exceptional durability. Our track is built for ease of assembly and all of our Little Lionel train cars and accessories work together no matter which pieces kids choose. Kids will love pushing their Little Lionel trains around and around their Little Lionel layout.

Playset Includes:

- Train set with locomotive, tender and passenger car
- Train station with clock tower and lamppost
- Tons of track: 2 switches, 3 straight tracks, 10 curve tracks
- 10 color stickers

(7-75000) \$19.95



Compatible with Brio® Wooden Railways
 Brio is a registered trademark of Brio Corp., which is not related to Lionel in any way.



THOMAS THE TANK ENGINE & FRIENDS

The perfect

Thomas the Tank Engine and his friends have been delighting young and old alike for many years. While we've gotten to know Thomas, Annie and Clarabel pretty well, we've always wanted to meet some of their other friends from the island of Sodor. Thanks to some coaxing from Thomas, we've got some new friends to meet and play with.

Percy, the small engine, is a young, happy chap who is content with puffing around the yard. He doesn't care much for seeking out great adventure in the world outside the yard, but is always happy to oblige his fellow engine friends.

The Troublesome Trucks, I and II, like to cause lots of trouble for any engine that has to pull them. They're very noisy and like to talk, and often don't pay attention to what they are doing. While they might be trouble makers, we still think we'll get to like them as much as our other friends from Sodor, and you will, too.

Percy



Percy Features:

- DC can motor, metal wheels, stamped metal chassis, molded body.

- Length: 8"

(6-18722) \$99.95

Troublesome Trucks Features:

- Detailed molded body and chassis.

- Length: 6"

(6-36030) Troublesome Truck I \$44.95

(6-36031) Troublesome Truck II \$44.95

PERFECT
PLAYMATES
FOR VISITING
GRANDKIDS!

way to introduce your kids to Lionel



Thomas




THOMAS THE TANK ENGINE ISLAND OF SODOR TRAIN SET

Join Thomas the Tank Engine, Annie, Clarabel and Harold the Helicopter as they explore the Island of Sodor in Lionel's first ever complete, 0 gauge Thomas the Tank Engine Train set.

The Island of Sodor Train Set includes Thomas the Tank Engine, Annie and Clarabel coaches, Harold the Helicopter with Flatcar, a station house, a 27" x 36" oval of 0-27 track and a power pack/controller. The entire Thomas the Tank Engine adventure can be set up directly on the dynamic 30" x 76" scenery playboard.

There is no better combination than Thomas the Tank Engine and Lionel!

(6-21925) \$159.95



Britt Alcroft (Thomas) Limited 1999



LIONEL RAILSOUNDS

THE EXPERTS AGREE – THE LIONEL RAILSOUNDS SYSTEM IS THE BEST IN THE INDUSTRY

And while you don't need the Lionel TCC operating system to enjoy the bold, robust sounds of Lionel RailSounds, when used in conjunction with Lionel TCC, the RailSounds system offers **a greater number of fantastic sounds.** That alone is reason enough to install Lionel TCC on your layout today.

THE BENEFITS OF LIONEL TRAINMASTER COMMAND CONTROL (TCC)

The Benefits of Lionel TrainMaster Command Control (TCC): Traditional model railroad control systems used the power from the transformer to give directions to the train. The Lionel TCC system directs the trains using separate digital signals. The advantages are:

MORE SOUNDS:

The Lionel RailSounds system offers a wider array of sounds when used in conjunction with Lionel TCC.

MORE FEATURES AND FUNCTIONS:

A much broader assortment of operating functions and features are available. Locomotives can be operated independently, even on the same track, or in unison as a single lashup.

MORE REALISM:

You can even adjust signal reaction time in order to simulate the momentum of real life train operation.

IMPROVED LIGHTING & PERFORMANCE:

Lionel TCC uses constant track power, so lighting remains constant and older Lionel locomotives run more smoothly at slower speeds.

EASE OF USE:

The commands are simple and can be executed quickly. There is no complicated 'clinking and clanking' required as in alternative control systems.

EASE OF INSTALLATION:

One TCC Command Base will service an entire layout, no matter how many power blocks you have.

LOW COST:

Lionel TCC provides digital control at a fraction of the cost of alternative designs.

RELIABILITY:

Lionel TCC broadcasts the digital signal to an electronic receiver. Alternative digital systems pass the signal through the roller-pick-up, which is subject to dirt and poor contact.

FREEDOM OF MOVEMENT:

Lionel TCC is the only O gauge control system that offers a walk-around remote control that transmits signals to a single Command Base. See your layout from new angles. Take your controls with you when you have to fix a problem on the far side of the layout - avoid having to walk back and forth. And watch how much more time your kids and grandkids will want to spend in the train-room with you.

TRAINmaster
C · O · M · M · A · N · D

M O R E F E A T U R E S . . . M O R E S O U N D S . . . M O R E F U N !



TCC CAB-1

The Walk-around wireless remote controller provides everything you need at your fingertips. Use more than one at a time to let everyone join the fun.

(6-12868) \$64.95



TCC COMMAND BASE

Receives digital signals from the CAB-1 Remote controller. Only one required for each layout - no matter how big or how many powerblocks are involved.

(6-12911) \$64.95



NEW!

TCC SC-2 SWITCH CONTROLLER

Allows remote radio control of ac loads up to 15 amps! powered either by the track or a wall pack, the sc2 is input fused for maximum durability. it has program storage for control of the six programmable outputs capable of managing any combination of six switches or accessories - or up to twelve accessories. You can even turn power loops and sidings on and off remotely!

(6-22980) \$79.95



TCC 135 POWERMASTER

Allows operation of conventional locomotives not equipped with TCC. Designed for use with the 135 watt Powerhouse Transformer. Even if you operate only TCC equipped locomotives, the Powermaster provides the convenience of a remote controlled circuit breaker and power switch.


(6-12867) \$99.95



POWER ADAPTER CABLE

Connects your transformer to the Powermaster for operating TCC and non-TCC equipped locomotives.

(6-12893) \$7.95



TCC DIRECT LOCK-ON

Connects the Powerhouse Transformer directly to the track. Eliminates the need for a Powermaster if you use only TCC-equipped locomotives. Provides over-current protection with automatic reset.

(6-22914) \$29.95

COMPATIBILITY

The Lionel TCC system was designed to operate any Lionel O gauge locomotive ever built. Through use of the Lionel PowerMaster adapter, you can operate all of the O gauge Lionel locomotives in your roundhouse.

Lionel TCC is also designed to operate the locomotives offered by other O gauge companies.



Any product bearing this symbol can be quickly upgraded to full Lionel TCC operation with the quick and inexpensive addition of a Lionel TCC Receiver (Item #6-22960) available from any Lionel Authorized Dealer or by calling 1-800-628-6202 or visiting our website at www.lionel.com.



NOW YOU CAN!

Want to run ALL your locomotives in FullCommand Control

no matter who made them or when they were made?

It's simple and inexpensive. Contact Train America Studios™ at 330-629-7625 or visit their website at www.tastudios.com.

Please Note: Train America Studios is an official licensee of Lionel L.L.C. but is not otherwise affiliated in any way. Train America Studios is solely responsible for any representation they make or any products or service they provide or perform.

LIONEL TCC VS. NMRA® DCC

Lionel engineers chose TCC as Lionel's digital standard for three simple reasons – **Cost, Ease of Installation, and Performance.**

The NMRA DCC standard uses transformer power to carry the digital operating signal. That means you have to purchase and install a digital signal booster for every transformer output on your layout. And while the cost of an HO signal booster may not seem excessive, the cost of electronic components is greatly effected by the amount of power the components have to accommodate. The amount of power used on an O gauge layout far exceeds that encountered in HO.

With Lionel's TCC system, in comparison, you need only **One** Command Base for the entire layout, no matter how many blocks you may have. And you'll never experience the extreme control delays that DCC users suffer when multiple users are participating in the fun. Compare for yourself!



LIONEL TCC CAN BE USED IN CONJUNCTION WITH ANY TRANSFORMER CAPABLE OF 18 VOLTS CONTINUOUS AC OUTPUT!

QUESTIONS? CALL 810-949-4100 AND TALK DIRECTLY TO ONE OF OUR TCC TECHNICIANS!

LIONEL POWER AND CONTROL



THERE'S ONLY ONE ZW!

There's only one ZW! No single product has come to symbolize the legend of Lionel more than the Lionel ZW. Molded to original dimensions in classic phenolic resin, the ZW can run up to four trains at the same time on different layouts, plus accessories. The two-Engine-type handles provide independent control of two variable voltage circuits, each with built-in whistle, direction, and bell/horn controls. Two additional accessory voltage circuits can be set by means of dial type controls to any desired voltage. Or if you prefer, you can control all four outputs with a single handle!

Produced to current UL® standards, this ZW controller can be powered by any combination of one to four 135 watt or 190 watt Lionel PowerHouse transformers. And if you use the Lionel Command Control system, you can adjust each output using your walk-around remote control up to the level pre-set by its corresponding ZW handle. (It's a great way to help less-experienced railroaders keep your trains under control while enjoying the thrill of independent remote-controlled operation.)

Offered here with two 190 watt PowerHouse transformers, this ZW package provides the power and control you dream of for your vintage or state-of-the-art Lionel locomotives and accessories.



(6-32930) \$399.95

POWERSTATION™- POWERHOUSE SET™

135 WATT / 7 AMPS OF AC POWER
BACKLIT POWERBAND SWEEP

WHISTLE/HORN AND BELL BUTTONS ACTIVATE ALL LIONEL SOUND
EFFECTS, RAILSOUND SYSTEMS AND OTHER POPULAR SOUND UNITS

DIRECTION BUTTON

INCLUDES VARIABLE (TRACK) AND FIXED (ACCESSORY, CONTINUOUS
14 VOLTS) OUTPUTS

INCLUDES ONE POWERSTATION CONTROLLER AND ONE
POWERHOUSE 135 POWER SUPPLY

(6-12938) \$199.95



135 WATT POWERHOUSE INCLUDED



POWERSTATION POWERHOUSE

40-WATT POWER/CONTROL SYSTEM

40-WATT POWER AND CONTROL SYSTEM

STANDARD POWER AND CONTROL SYSTEM

INCLUDES ONE CONTROLLER AND ONE WALLPACK

40-WATT (3 AMP) VARIABLE AC OUTPUT

(6-12885) \$49.95

POWERHOUSE™ POWER SUPPLY UNITS

ADVANCED POWER SYSTEM AVAILABLE IN 135 & 190 WATT VERSIONS

UL - LISTED FOR SAFE OPERATION

(6-12866) \$69.95 135 WATT (8 AMP) VERSION
(6-22983) \$89.95 190 WATT (10 1/2 AMP) VERSION



POWERHOUSE POWER SUPPLY 135 WATT

POWERHOUSE POWER SUPPLY 190 WATT

36 WATT (2 AMP) ACCESSORY TRANSFORMER

BASIC POWER AND CONTROL SYSTEM

IDEAL FOR POWERING YOUR LIONEL ACCESSORIES

(6-32923) \$29.95

BIG RED® CONTROL BUTTON

USE WITH YOUR CAB-1 TO DUPLICATE ALL MAJOR CAB-1
BUTTON COMMANDS!

GREAT FOR KIDS OF ALL AGES, THE PHYSICALLY CHALLENGED
AND MANY PUSH-BUTTON DISPLAY APPLICATIONS

(6-12890) \$89.95



PERFECT FOR ACCESSORIES



36 WATT (2 AMP) ACCESSORY TRANSFORMER

BIG RED® CONTROL BUTTON

L I O N E L

BIG, RUGGED TRAINS™

1:120 SCALE DIE-CAST LOCOMOTIVES

INTRODUCING
NEW!



Shown Actual Size (Approximately: 5.5" long)



Shown Actual Size (Approximately: 5.5" long)



INTRODUCING NEW DIE-CAST LOCOMOTIVES FROM LIONEL:

Die-Cast and detailed with moving wheels and authentic decoration, each Lionel Big, Rugged Trains piece brings the majesty and adventure of railroading at a price everyone can afford.

EXCEPTIONAL QUALITY AND VALUE:

Each piece is set within a decorative tin and is accompanied by an information card filled with historical and colorful facts about each locomotive. Finely crafted components include die-cast bodies, clear plastic windows, decorated number boards, and plastic couplers, trucks, wheels, horns and grabrails. Additional enhancements include moving wheels and trucks as well as authentic, molded-in detail.

3 GREAT NEW SERIES TO CHOOSE FROM:

Dynamic engine styles and exquisite deco schemes are available in our CLASSIC SERIES, F3 SERIES and GP-9 SERIES.

TRUE TREASURES:

These engines make the perfect gift for a special train enthusiast who would enjoy a version of his favorite train to display in his den or office!



CLASSIC SERIES

The Classic Series features world renowned locomotives, each representing historic milestones in design.

(7-91001) A.T. & S.E. SUPER CHIEF F3
(7-91002) B. & O. CHESSIE SYSTEM GP-9
\$29.95 EACH

(7-92004) WESTERN & ATLANTIC RAILROAD GENERAL
(7-92002) NEW YORK CENTRAL HUDSON
(7-91016) PENNSYLVANIA GG-1
(7-92003) NORFOLK & WESTERN J
\$34.95 EACH



F3 SERIES

Possibly the most famous, and most popular locomotive design ever. The F3 has come to symbolize the great American Postwar Era.

(7-91007) BALTIMORE & OHIO F3
(7-91004) PENNSYLVANIA F3
(7-91005) DENVER & RIO GRANDE WESTERN F3
(7-91006) NEW YORK CENTRAL F3
(7-91008) THE MILWAUKEE ROAD F3
(7-91009) SOUTHERN PACIFIC F3
\$29.95 EACH



GP-9 SERIES

The iconic General Purpose Diesel – the GP-9. It can still be seen today on many of America's great railroads!

(7-91011) SOUTHERN PACIFIC GP-9
(7-91012) PENNSYLVANIA GP-9
(7-91013) SANTA FE GP-9
(7-91015) BOSTON & MAINE GP-9
(7-91014) UNION PACIFIC GP-9
(7-91010) NEW YORK CENTRAL GP-9
\$29.95 EACH





Visit our
NEW WEBSITE
www.lionel.com

At Lionel we are committed to providing our customers with superior-quality products and service. It is a commitment shared by our many Lionel Authorized Dealers and Lionel Authorized Service Centers around the country. To locate a dealer or service center near you, call 1-800-4 LIONEL (1-800-454-6635). Or, call the Lionel Customer Service Center at 810-949-4100. You can also e-mail us at LionelMI@aol.com or at our website at www.lionel.com. Our knowledgeable staff is always eager to help you fully enjoy the magical world of Lionel model trains.

Any reproduction, transmission, or dissemination of the material herein is strictly prohibited. Trademarks owned by Lionel LLC are indicated throughout this document. Items depicted in this catalog are subject to change in color, size, design and availability. Retail prices are suggested. See your authorized Lionel dealer for more information.

50625 RICHARD W. BOULEVARD
CHESTERFIELD, MICHIGAN
48051-2493
UNITED STATES OF AMERICA
PHONE: 810-949-4100
E-MAIL: LIONELMI@AOL.COM
WWW.LIONEL.COM

COPYRIGHT ©1999 LIONEL L.L.C.