

*Anticipating Our Centennial*



TM

## CONTENTS

Introduction to Lionel Classic 1999 1-2

**COMPLETE READY-TO-RUN TRAIN SETS**

Train Sets (Starter) 3-8

**LIONEL POSTWAR CELEBRATION SERIES**

Introduction 9

Texas Special F3 A-Unit &amp; Burlington GP-7 10

Canadian Pacific F3 Set 11-12

New Haven &amp; Seaboard Freight Sets 13-14

Lackawanna TrainMasters 15

Executive Inspection Car, Caboose and Barrel Car 16

**LIONEL CLASSIC TRAINS**

Locomotives 17-22

Train Sets (Advanced) 23-26

0-027 Rolling Stock 27-38

Standard O Rolling Stock 39-40

Lionel Track Systems 41-44

Accessories 45-54

Power &amp; Control 55-58

Upgrade Kits 59

Lionel Large Scale 60

**BIG, RUGGED TRAINS (DIE-CAST 1:120 SCALE)** 61-62**OUR EARLIEST MEMORIES OF OUR GRANDFATHER, JOSHUA LIONEL COWEN**

BY CATHY L. SAYPOL &amp; AMY ELIZABETH (SAYPOL) TOMPKINS

Every Sunday afternoon, when we were very young, our family would get dressed up in our best clothes to visit our Bankan (as we all called him) and our great-grandmother, Lil. It was the best time of the week. For us, the man who had brought such joy to millions of children - and their parents - with his invention of the electric toy train put aside everything to pay adoring attention only to us.

They would always greet us with open arms at the door, Bankan beaming at the children of his cherished granddaughter, Cynthia, like he hadn't seen us in years instead of the week before. A plate of delicious sugar cookies baked by Lil would immediately appear but Amy would go right past them and ask Bankan to take her to his "inventing room." The "room," in fact, was just a large closet in the New York apartment which he had transformed into a workroom. But to Amy, it was the place where the mysteries of the universe could be built out of metal, wood, and glue. There were so many tools and gadgets in

there that for years, we were both convinced that our brilliant and talented great grandfather made all the Lionel trains right there.



This was the place where dreams could be built and refined. As he did with all children, Bankan taught with kind eyes and patience and a wonderful sense of humor that life was supposed to be fun and that we were all able to imagine, and succeed and fly. In that little closet he would let 3 year old Amy hammer and screw things together and never told her that her hands were too tiny or her imagination too far fetched.

We both grew up with a never ending sense of curiosity and wonder at the world around us that is still with us today, more than 40 years after those Sundays at Bankan's. We know that we have carried on his legacy that life is full of unlimited fun and adventure and that at any age, we're still all children, able to see things with awe for the first time. Thank you Bankan.

# It is flattering to be copied, but ...

Copy cats cut corners. Lionel takes time to do things right. Our attention to **authenticity and design**, our willingness to invest in new features – like the **Odyssey motor, RailSounds, and TrainMaster Command** – and the broadest assortment of accessories in the industry, are the keystones of our success.

We start with the one thing customers want most – a complete dealer and **service network** second to none – and we back that up with an in-house customer service staff with nearly 100 years of collective experience – all with access to **the most extensive parts inventory in the country.**

We are proud of the “Lionel Legend” and know that **“We are only as good as what we have done for you today!”** We have the resources, the experience, and the commitment to consistently bring you the products and features you want.

So, please, don't confuse us with those who would like to be us. Results can be copied, but **originality and customer service** can't. There is no shortcut to leadership. A good reputation can only be earned through a long period of consistent, **proven performance.**

**LIONEL TRAINS. SINCE 1900.**

## A LETTER FROM LIONEL

DEAR TRAIN ENTHUSIAST...

Let the party begin! On September 5, 2000, Lionel will be 100 years young! Over the last century, we've made more O gauge trains than all other manufacturers combined. And if they're not being actively run, many of them are still a part of someone's prized collection!

We continue to live by Joshua Lionel Cowen's simple philosophy of making quality products that are fun to play with and bring families together. We stand behind our products and have an experienced staff ready to assist you in any way they can.

If we ever let you down in any way, I'd like to hear about it. You have my personal assurance of our commitment to your complete satisfaction.

Best Regards,



Gary L. Moreau  
President & Chief Executive Officer



## TIPS ON BUYING YOUR FIRST ELECTRIC TRAIN

### SAVE MONEY AND TIME - BUY A STARTER SET:

Lionel Starter Sets have everything included and are simple to assemble in minutes. Starter sets are less expensive than buying the components separately.

### BUY ONE THAT IS SAFE:

Safety first. All Lionel electrical components are UL® listed. Lionel transformers lower household current to a safe level so children can touch the track without concern.

### THE AGE OF YOUR CHILD:

Children of all ages enjoy trains. Even if they are too young to operate the train on their own, children can start by watching, then learn to push a button and blow a whistle, and grow with their train from there.

### BUY THE RIGHT SIZE (SCALE):

O-gauge and O-27 gauge are essentially the same size and were evolved over the last 100 years to be small enough for little hands but big enough so the trains stay on the track, and, if derailed, are easy to put back on. Ideal for small spaces, too. Even an advanced layout is often no bigger than a household door.

### TAKE ADVANTAGE OF 3-RAIL TRACK:

It is electrically simple and provides more layout flexibility than two-rail systems.

### GET THE MOST FOR YOUR MONEY:

Size and cost usually go hand in hand. The "O" scale provides a happy medium, small enough to be affordable and practical in terms of space, yet large enough to easily put on the track and stay there.

### BUY A TRAIN SET THAT WILL LAST A LIFETIME:

You want a train that will run for many Holiday Seasons to come. Many of Lionel's 50 million

trains since 1900 are still running, while other brands have long since been discarded.

### BUY A SET THAT IS RUGGED:

Lionel has learned over the years that trains must be rugged and tough enough for the rough handling a youngster is sure to dish out, and carefully designed not to be too heavy or sharp.

### BUY A SYSTEM YOUR CHILD WILL GROW INTO:

Lionel offers more accessories than anyone.

That is important because different rail-roaders like different accessories. They are compatible, too, so you can keep using what you have as your layout grows.

### BUY A SET THAT IS PROFESSIONALLY TESTED:

Lionel has conducted focus groups with kids and studied the latest thinking among psychologists and found the secret to maximum fun combined with maximum development so children exercise their imagination, develop their motor skills, and enjoy the mastery of controlling the train.

### BUY TRAINS THAT SOUND AND ACT LIKE THE REAL THING:

Kids love sounds and know lifelike sounds when they hear them. No other electric train comes close to the realism of Lionel. Smoke, illuminated headlights and live action crossing gates are just a few of the fascinating features Lionel has pioneered and perfected.

### BUY FROM A MANUFACTURER WITH A SALES AND SERVICE CENTER NEAR YOU:

Lionel has more resources than any other manufacturer to answer questions or help with a problem - nearly 1800 Lionel Authorized Dealers and 500 Lionel Authorized Service Stations. One is near you.



WELCOME TO THE LIONEL FAMILY — OVER 50 MILLION SINCE 1900!

# COMPLETE READY-TO-RUN STARTER SETS

A SET FOR EVERY POCKETBOOK!

**BASIC N&W  
INTRODUCTORY  
FREIGHT SET**

**BASIC CHESSIE  
EXPANDABLE  
FREIGHT SET**

**DELUXE NYC  
FREIGHT SET  
WITH TRUCK**

**DELUXE ALASKA  
FREIGHT SET WITH  
DIESEL HORN**

**SUPER DELUXE  
LIONEL FREIGHT SET  
WITH PREMIUM  
DECORATION**

**ULTIMATE SANTA FE  
FIGURE-8 SET  
W/OPERATING  
LOG DUMP CAR**

## CONTENTS

ITEM NUMBER	6-21917	6-11931	6-11735	6-11972	6-21914	6-11900
TYPE	FREIGHT	FREIGHT	FREIGHT	FREIGHT	FREIGHT	FREIGHT
LOCOMOTION	STEAM	STEAM	STEAM	DIESEL	STEAM	STEAM
FORWARD/REVERSE	FWD ONLY	YES	YES	YES	YES	YES
RAILROAD NAME	N&W	CHESSIE	NYC	ALASKA	LIONEL LINES	SANTA FE
PRICE	\$99.95	\$149.95	\$169.95	\$199.95	\$199.95	\$269.95
NUMBER OF CARS	4	5	5 + TRUCK	5	5 + TRUCK	7 + TRUCK
BASIC TRANSFORMER (2 AMP)	X					
DELUXE TRANSFORMER (40 WATTS/3 AMP)		X	X	X	X	X

## TRACK / LAYOUT

PIECES OF CURVED	8	8	8	8	8	12
PIECES OF STRAIGHT	2	8	8	8	8	7
90° CROSSOVER FOR FIGURE 8 LAYOUT						1
ACCESSORY TRACK FOR LOG DUMP CAR OPERATION						1
LAYOUT SHAPE	OVAL	OVAL	OVAL	OVAL	OVAL	FIGURE 8
LAYOUT SIZE	27" X 38"	27" X 63"	27" X 63"	27" X 63"	27" X 63"	27" X 82"

## SOUND / LIGHT / SMOKE

"STEAM" WHISTLE / DIESEL HORN			X	X	X	X
"REAL LIFE" SMOKE		X	X	N/A	X	X
ILLUMINATED HEADLIGHT	X	X	X	X	X	X
ILLUMINATED INTERIOR (ROLLING STOCK)					X	X

## RUGGED CONSTRUCTION MATERIALS

DIE-CAST ENGINE BODY	X	X	X	N/A	X	X
PLASTIC ENGINE BODY WITH METAL FRAME	N/A	N/A	N/A	X	N/A	N/A
METAL FRAME (TENDER)		X	X		X	X
PLASTIC BODIES (ROLLING STOCK)	X	X	X	X	X	X
PLASTIC FRAMES (ROLLING STOCK)	X	X	X	X	X	X
METAL WHEELS AND AXLES	X	X	X	X	X	X

## ADDITIONAL FEATURES

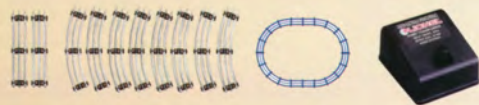
GRADE CROSSINGS			X			X
CRATE LOAD			X			X

**NEARLY 100 YEARS OF TESTING HAVE TAUGHT US THAT  
KIDS LOVE THE SOUND AND SMOKE FEATURES BEST!**

## LIONEL VILLAGE TROLLEY SET



## NORFOLK & WESTERN TRAIN SET



### OUR CLASSIC LIONEL VILLAGE TROLLEY SET

**COMPLETE &  
READY-TO-RUN!**

Our newly decorated Lionel Village Trolley is great on its own or with your existing layout! Complete with track, transformer, bumpers and a maintenance free can motor, this 7 1/4" long trolley also has directional lighting and interior illumination with silhouettes.

(6-21916) \$99.95

### OUR BASIC INTRODUCTORY FREIGHT SET

**COMPLETE &  
READY-TO-RUN!**

Our best value starter set can be set up and ready-to-run in only minutes!

(6-21917) \$99.95

**OUR BASIC  
EXPANDABLE  
FREIGHT TRAIN SET**

**COMPLETE &  
READY-TO-RUN!**

This freight train set is a step up from our basic starter set, featuring a working headlight and die-cast engine with authentic Lionel smoke!

(6-11931) \$149.95

**OUR DELUXE  
FREIGHT TRAIN  
SET WITH TRUCK**

**COMPLETE &  
READY-TO-RUN!**

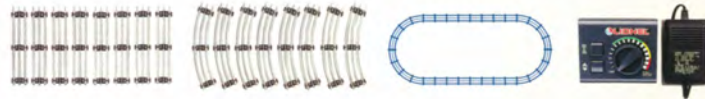
This deluxe freight train set is loaded with our most requested features. A working headlight and a die-cast engine with authentic Lionel smoke and horn add realism to your fun!

(6-11735) \$169.95

**CHESSIE FLYER FREIGHT SET**



**REAL LIONEL  
SMOKE!**



**NEW YORK CENTRAL FLYER FREIGHT SET**



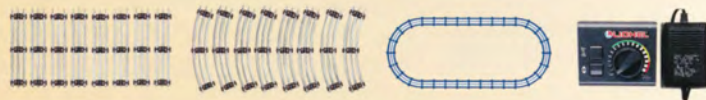
**AUTHENTIC  
LIONEL WHISTLE!**



## ALASKA RAILROAD TRAIN SET



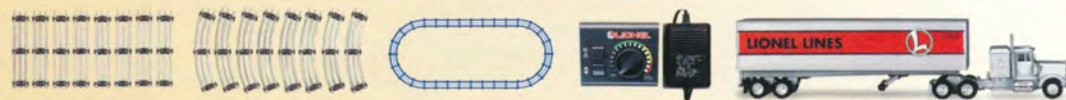
MODERN  
DIESEL HORN!



## LIONEL LINES FREIGHT TRAIN SET



PREMIUM  
DECORATION!



OUR DELUXE  
ALASKA DIESEL  
FREIGHT TRAIN SET

COMPLETE &  
READY-TO-RUN!

This colorful freight set offers modern era styling and operating headlights. You can even blast the horn! What a great way to start your railroad or add on to your existing layout.

(6-11972) \$199.95

OUR SUPER  
DELUXE FREIGHT  
TRAIN SET

COMPLETE &  
READY-TO-RUN!

Newly decorated for 1999, our super deluxe freight set features our rugged, die-cast, smoking steam engine pulling a great assortment of Lionel Lines freight cars.

(6-21914) \$199.95



**OUR ULTIMATE,  
EXTRA-LONG  
FREIGHT TRAIN SET**

**COMPLETE &  
READY-TO-RUN!**

Lots of fun, lots of action, and a great value! The Santa Fe Special is loaded, featuring our operating log-dump car. Your best bet if you're looking for variety & value.

(6-11900) \$269.95

**OUR EVOLUTIONARY  
NEW PASSENGER  
TRAIN SET!**

**COMING THIS FALL!**

A new era in passenger rail service was recently introduced by Amtrak. We are proud to offer our version of the all new state-of-the-art "Talgo" design passenger train.

(6-21920)

**SANTA FE SPECIAL FREIGHT SET**



**AMTRAK TALGO TRAIN SET**



FIND YOURSELF IN A TIME OF

*Enormous Hope  
AND  
Emerging Prosperity*

## LIONEL POSTWAR CELEBRATION SERIES

We knew that the postwar period was one of the most studied and celebrated periods in our 100-year history. But we could never have predicted the enthusiasm with which this series has been greeted by the legions of people who so fondly remember this era.

Change is constant. We can't stop it. And we really don't want to. But Lionel trains have always been a medium for sparking our imagination and escaping the stress and anxiety of everyday life. Your layout is your world. Nothing happens unless you want it to. You're in control.

Which is why we wanted to recreate some of our favorite products from the postwar era. Reality will eventually make such a series impractical to make. Things like our Pullmor open-frame motors, for example, will eventually disappear from our factory floor. But until that day comes, we stand proudly behind our history and the prod-

ucts that define it. Call us old-fashioned if you must, we like this stuff!

So here it is—Volume III of the Lionel Postwar Celebration Series. Each re-creation has its roots in Lionel history, but has been improved to reflect the best of what we've learned since the original first graced our catalogs. Each product is decorated with a handsome builder's plaque and comes in a unique Celebration Series box.

No club membership is required, but based on response to date, we strongly urge you to get your order in early.



**IT'S NOT TOO LATE TO OWN A PIECE OF HISTORY!**

1 9 5 4



1 9 5 5



**POWERFUL, CLASSIC FREIGHT HAULERS**

Originally offered in 1954, this F3 proved to be one of our most popular locomotives. Not to be outdone is our classic Burlington GP-7, originally introduced in 1955 boasting diesel horn and Magne-Traction! Now they're back!

Available for a limited time – hurry in to your Lionel dealer!

**SCALE:** O-GAUGE

**MODEL:**

TEXAS F3 A 2245

BURLINGTON GP-7 2328

**SPECIALLY ENGINEERED MOTOR:**

DUAL DURABLE PULLMORS (F3)

DURABLE PULLMOR (GP-7)

**OPERATING CONTROL SYSTEM:**

USEABLE WITH MOST AC TRANSFORMERS

DIGITAL TRAINMASTER COMMAND

FEATURES INCLUDED

**QUALITY CRAFTED COMPONENTS:**

SUBSTANTIAL FINELY FINISHED

DIE-CAST CHASSIS (F3), TRUCKS,

ELECTROCOUPLERS, FUEL TANK & PILOTS

STURDY METAL CHASSIS, WHEELS, AXLES,

LADDERS (F3) AND HANDRAILS (GP-7)

DETAILED MOLDED BODIES

**DRAMATIC, REALISTIC LIGHTING:**

OPERATING HEADLIGHTS

DIRECTION-ACTIVATED REAR LIGHTING

INTERIOR ILLUMINATION

**BOLD, STIRRING SOUNDS:**

AUTHENTIC FULL-BODIED RAILSOUNDS

WITH TOWERCOM & CREWTALK (GP-7)

**ADDITIONAL ENHANCEMENTS:**

TRACTION-ENHANCING

MAGNE-TRACTION

FINISHED CAB INTERIOR

POSTWAR CELEBRATION SERIES

BUILDERS PLAQUE

**LENGTH:**

TEXAS SPECIAL F3 A 13 1/8 INCHES

BURLINGTON GP-7 14 INCHES

**MINIMUM RADIUS:** 0-27

TEXAS SPECIAL F3 A-UNIT


(6-38103) \$349.95

BURLINGTON GP-7

(6-18892) \$349.95

**POSTWAR CELEBRATION SERIES  
TEXAS SPECIAL F3-A & BURLINGTON GP-7**

COMPLETES THE A-B PREVIOUSLY OFFERED, OR IS GREAT AS A STAND ALONE!



How often you've seen diesels like this on big railroads and dreamed you were at the throttle. Now you can be!



THE COMPLETE POSTWAR CELEBRATION SERIES  
"BURLINGTON" GP-7 DIESEL NO. 2328



POSTWAR CELEBRATION SERIES

10

LIONEL CLASSIC TRAINS 1999

## POSTWAR CELEBRATION SERIES CANADIAN PACIFIC



CRACK SUPER "O" LUXURY LINERS.



**STEAM WHISTLES AND DIESEL HORNS**

LIONEL BUILT-IN WHISTLES AND HORNS. Lionel steam whistles and Diesel horns have been developed through years of research. That's why they sound just like the real ones.

From Quebec to the Wooded Shores of the Cold North Pacific, the Two-Motor, Twin-Unit "Canadian" Conquers Vast Wilderness... and Now You Can Take the Throttle!

**NEW No. 2373  
"CANADIAN PACIFIC" Twin-Unit,  
Twin-Motor Diesel with Horn  
and Magne-Traction**

Here is Lionel's excitingly perfect replica of the Canadian Pacific's great diesel loco. If you're lucky, you may ride the real Canadian through the breathtaking Rockies... but right now you can pilot this tri-colored model through a mountain right-of-way of your own!

The forward unit of this twin diesel has two worm-drive motors and exclusive Lionel MAGNE-TRACTION, permitting mastery of sharpest curves and steepest grades at top speeds. The rear "A" unit is motorless, but is an exact twin in every other way... even to carrying its own

tanks, air vents, doors... identical on each unit.

- ▶ Based on General Motors' F3 Type Diesel.
- ▶ Diesel warning horn with real railroad tones.
- ▶ Operating knuckle couplers and super-bright "sealed-beam" headlights on both ends.
- ▶ Powered "A" unit operates separately if desired.
- ▶ Both units together measure a full 26 inches.

The Canadian Pacific diesel comes with new Super "O" track in a complete train set. See how much you save when you buy a complete Lionel dealer.

**CARS ARE ALUMINUM  
— NOT PLASTIC!**

**No. 646LTS  
HUDSON TYPE 4-6-4  
Steam Loco with Smoke, Whistle  
and Magne-Traction**

This ever-popular 14-wheeler has super power, rugged looks, magnificent detailing. Measuring a full 20½ inches from cowcatcher to rear of tender, she puffs real white smoke, is equipped

with twin-pitch whistle, powerful headlight and, above all, Lionel's exclusive MAGNE-TRACTION. See No. 646 in a complete outfit with Super "O" track at an all-inclusive money-saving price.

**These Long, Aluminum Passenger Cars  
Make A Striking Picture on New Super "O" Track!**

Lionel passenger cars are based on latest designs used by the big railroads. See new cars carrying the markings and names of the Canadian Pacific Railroad... the "Skyline 500" vista-domes, the "Banff Park" observation car. You'll also find the "Railway Express" baggage car with real sliding doors, other pullmans,

vista-domes and observations in real-railroad colors with authentic nameplates. Cars are rich in detail... completely illuminated. See them in sets with the new Canadian Pacific diesel and No. 646 steam loco. Visit your Lionel dealer. See how much you save when you buy a complete Lionel train outfit.

With Super "O" sets you get cant and instructions. And you purchase them in sets.

# F3 TRAIN SET

THE NEW CANADIAN PACIFIC...THE "HUDSON"



DETAIL OF STREAMLINED CAR TRUCKS

...omotive, cars, track, insulated track section, operating unit set, lubrication... remember... all Lionel locomotives and cars are a better buy when you buy your Lionel dealer can give you his special complete set price.

1 9 5 7



## THE LUXURY LINER THAT CONQUERED THE CANADIAN WILDERNESS

In 1957 this beautiful passenger set was introduced in legendary Lionel 'Super O'. It soon proved to be extremely popular, boasting many Lionel breakthrough features such as diesel horn sounds and Magne-Traction. Now the Canadian Pacific Luxury Liner is back! Available for limited time only – hurry in to your Lionel dealer.

- SCALE:** O-GAUGE
- SET INCLUDES:**
  - F3 POWERED AND NON-POWERED A-A UNITS
  - THREE VISTA DOME CARS
  - OBSERVATION CAR
- SPECIALLY ENGINEERED MOTOR:**
  - DUAL DURABLE PULLMORS
- OPERATING CONTROL SYSTEM:**
  - USEABLE WITH MOST AC TRANSFORMERS
- DIGITAL TRAINMASTER COMMAND FEATURES INCLUDED**
- QUALITY CRAFTED COMPONENTS:**
  - SUBSTANTIAL FINELY FINISHED DIE-CAST CHASSIS (ENGINES)
  - TRUCKS, FUEL TANK AND COUPLERS:
  - ELECTROCOUPLERS (NOSE OF A-UNITS)
  - FIXED COUPLER (END OF A-UNIT), OPERATING COUPLERS
- EXTRUDED ALUMINUM BODIES** (VISTA DOME AND OBSERVATION CARS)
- STURDY METAL CHASSIS** (VISTA DOME CARS), WHEELS, AXLES AND LADDERS
- DETAILED MOLDED BODIES** (F3 A-UNITS)
- DRAMATIC, REALISTIC LIGHTING:**
  - OPERATING HEADLIGHT
  - DIRECTION-ACTIVATED REAR LIGHTING
  - INTERIOR ILLUMINATION
- BOLD, STIRRING SOUNDS:**
  - AUTHENTIC FULL-BODIED RAILSOUNDS WITH TOWERCOM AND CREWTALK
- ADDITIONAL ENHANCEMENTS:**
  - POSTWAR CELEBRATION SERIES BUILDERS PLAQUE
  - TRACTION-ENHANCING MAGNE-TRACTION
  - FINISHED CAB INTERIOR WITH FIGURES
- SET LENGTH:** 90 1/2 INCHES
- MINIMUM RADIUS:** 0-31

(6-21759) \$1,299.95

1 9 5 6



### THE NEW HAVEN FREIGHT SET - MOST WANTED CARS IN RAILROADING

Originally offered in 1956, this exciting freight set will make a great addition to your New Haven EP-5. This set is loaded with some of our all-time most requested items! Available for limited time only as part of our Postwar Celebration Series.

**SCALE: O-GAUGE**

**SET INCLUDES**

6464-425 BOXCAR

6511 FLAT CAR WITH PIPES

6430 FLAT CAR WITH  
COOPER JARRETT VANS

3650 DEPRESSED CENTER FLAT CAR  
WITH SEARCHLIGHT

64273 PORTHOLE CABOOSE (WILL BE  
LIONEL LINES PAINT SCHEME AS  
WAS PRODUCED IN 1956)

**QUALITY CRAFTED COMPONENTS:**

SUBSTANTIAL FINELY FINISHED DIE-CAST  
TRUCKS, AND OPERATING COUPLERS

STURDY METAL CHASSIS, WHEELS,  
AXLES, DOOR GUIDES, AND  
BRAKE WHEELS

DETAILED MOLDED BODIES

(6-21763) \$349.95

**ADDITIONAL ENHANCEMENTS:**

POSTWAR CELEBRATION SERIES  
BUILDER'S PLAQUE

**SET LENGTH: 38 3/8 INCHES**

**MINIMUM RADIUS: 0-27**

1 9 5 4



### THE SEABOARD FREIGHT SET - AN EXCITING LIONEL WORK TRAIN

In 1954 this freight set debuted as part of an awesome work train. Now you can add these classic Lionel freight cars to your Seaboard Switcher. Available for limited time only as part of our Postwar Celebration Series.

**SCALE: O-GAUGE**

**SET INCLUDES**

6424 FLAT CAR

6456 2-BAY HOPPER

6460 CRANE CAR

6419 WORK CABOOSE

**QUALITY CRAFTED COMPONENTS:**

SUBSTANTIAL FINELY FINISHED DIE-CAST  
TRUCKS, OPERATING COUPLERS,  
AND CRANE CRANKS

STURDY METAL WHEELS, AXLES AND  
BRAKE WHEELS

DETAILED MOLDED BODIES AND CHASSIS

(6-21779) \$299.95

**ADDITIONAL ENHANCEMENTS:**

POSTWAR CELEBRATION SERIES  
BUILDER'S PLAQUE

FLAT CAR INCLUDES 5 PIPES!


ADJUSTABLE BOOM ON WORKING  
CRANE CAR!

**SET LENGTH: 37 1/8 INCHES**

**MINIMUM RADIUS: 0-27**



# POSTWAR CELEBRATION SERIES NEW HAVEN & SEABOARD FREIGHT SETS



Wherever You Look There's Newness...in Operating Cars, Color, Detail  
in These Exciting New Haven Freight Sets!

Here are some of the most wanted cars in railroading... the great auto loader with its four miniature autos... that ever-popular performer, the operating twin-dump car... the long, fun-packed operating milk car... the unusual bay window caboose!

And more! When you buy this New Haven set you can get such... Haven automobile car... Jarrett train...

exciting - this LIONEL Work Train



CAR FREIGHT SET

# POSTWAR CELEBRATION SERIES TRAINMASTER LOCOMOTIVES



This model of the Fairbanks-Morse contains a wealth of detail. Notice the illumination on the head and headlights. Note light beneath headlights, the markers and classification lights. On the forward part of the superstructure are the vertical grills for the exhaust fans. Back, near the cab, is the grill for the cooling fan. Hand rails extend all around the locomotive.

Real realism... the illumination of the under air hose connects and the illuminated springs the center of the air tanks for...



## The New Fairbanks-Morse Power Giant

No. 2219W "O" GAUGE 5-CAR DIESEL FREIGHT  
Fairbanks-Morse Diesel with Two Warm-Drive Motors, MAGNE-TRACTION and Built-In Horn

**THE THUNDERBIRD**—Here's real, top-level railroading for you model engineer! This big Fairbanks-Morse Diesel is nearly 17 inches long. It has two motors, built-in horn and MAGNE-TRACTION. You must get this new power giant. It is reproduced from blueprints of the Diesel built for the Lackawanna Railroad. And what colorful car—here's the red & St. L. box car, the green gondola with barrels, a grey hopper, aluminum finish tanker and illuminated caboose. Train measures 5 ft., 8 in. long. Track and is 80" x 31 1/2".

- Lionel No. 2219W 5-Car Diesel Freight Set Comprises:
- 1 No. 2219 Fairbanks-Morse Diesel
  - 1 No. 6415 Santa-Modell 3-Dome Oil Car
  - 1 No. 6463 Gondola Car
  - 1 No. 6464-30 Barrel-Modified Box Car
  - 1 No. 6470 Hopper Car
  - 1 No. 6477 Illuminated Caboose
  - 8 sec. OC Curved Track
  - 2 sec. OS Straight Track
  - 1 UCS Track Set
  - Lubricant and Larders



## LOUD GIANTS OF THE RAILS... WITH TWO MOTORS, HORN and MAGNE-TRACTION

operate warm-drive motors, both with exclusive Lionel ACTION! • A full 16 1/2" long, overall! • Realistic lights on both ends! • Headlight and horn • Steel wheels! • Heavy, die-cast trucks... of a mountain railroad with plenty of grades and as steep as real-life in front of her brilliant headlights. And watch their speed on curves!

**Lionel Working Car for Every Task... Yours in These Lionel Train Sets!**  
"O" gauge Lionel work trains, are cars that pack a punch. Including first and foremost, the Fairbanks-Morse Diesel is for you! operating work train set, featuring a hopper car, long look of these long, brilliant silver passenger cars, the height of ultra-modern travel... a smooth-gliding pullman, a fascinating view-dome and observation... all with interior illumination.

Authentic, nickel-plated handrails go all around the side. You'll find tri-mount trucks, built to exact Fairbanks-Morse specifications... complete with journal assembly and show actual air hose connection. Both pilots carry operating couplers and the grey and maroon of the "Virginian" colors, or and, for the first time, in the orange and blue of the Central Railroad of New Jersey. For "O" Gauge only. See your dealer for his complete outfit prices and save!

Or—your set may include the new Lionel roll truck car—a new carrier that helps you meet any emergency by rolling a good, long look of these long, brilliant silver passenger cars, the height of ultra-modern travel... a smooth-gliding pullman, a fascinating view-dome and observation... all with interior illumination.



1954



### THE BIRTH OF THE POWER GIANTS

Originally offered in 1954, the Lackawanna Trainmaster was touted as real, top level railroading! Boasting features like Dual Pullmor power, Magne-Traction and a diesel horn, this power giant was a Herculean puller. It's now back, better than ever! Available for a limited time only – hurry in to your Lionel dealer today.

SCALE: O-GAUGE

MODEL:  
LACKAWANNA 2321

SPECIALLY ENGINEERED MOTOR:  
DUAL DURABLE PULLMORS

OPERATING CONTROL SYSTEM:  
USEABLE WITH MOST AC TRANSFORMERS

DIGITAL TRAINMASTER COMMAND  
FEATURES INCLUDED

QUALITY CRAFTED COMPONENTS:  
SUBSTANTIAL FINELY FINISHED  
DIE-CAST TRUCKS, ELECTROCOUPLERS,  
FUEL TANKS AND PILOT

STURDY METAL CHASSIS, WHEELS,  
AXLES AND HANDRAILS

DETAILED MOLDED BODY

LACKAWANNA TRAINMASTER  
(6-18322) \$599.95

DRAMATIC, REALISTIC LIGHTING:  
OPERATING HEADLIGHT

DIRECTION-ACTIVATED REAR LIGHTING

BOLD, STIRRING SOUNDS:  
AUTHENTIC FULL-BODIED RAILSOUNDS  
WITH TOWERCOM AND CREWTALK

ADDITIONAL ENHANCEMENTS:  
TRACTION-ENHANCING  
MAGNE-TRACTION

POSTWAR CELEBRATION SERIES  
BUILDER'S PLAQUE

LENGTH: 16 1/2 INCHES

MINIMUM RADIUS: 0-31



1 9 5 4



1 9 5 5



1 9 5 8



1950'S CLASSICS

Three of our favorite Postwar era items, 1958 Executive Inspection Car, 1955 Bay Window Caboose & the 1954 Barrel Car are back!

Available for limited time only – hurry in to your Lionel dealer.

SCALE: O-GAUGE

MODEL:

EXECUTIVE INSPECTION CAR 68  
BAY WINDOW CABOOSE 6517  
OPERATING BARREL CAR 3462-25

SPECIALY ENGINEERED MOTOR:

DURABLE PULLMOR MOTOR

OPERATING CONTROL SYSTEM:

USEABLE WITH MOST AC TRANSFORMERS

QUALITY CRAFTED COMPONENTS:

SUBSTANTIAL FINELY FINISHED DIE-CAST TRUCKS (CABOOSE AND BARREL CAR) AND OPERATING COUPLERS (CABOOSE AND BARREL CAR)

STURDY METAL CHASSIS (EXECUTIVE INSPECTION CAR & CABOOSE), WHEELS, AXLES, AND BRAKE WHEELS

EXECUTIVE INSPECTION VEHICLE  
(6-18447) \$129.95

LIONEL LINES BAY WINDOW CABOOSE  
(6-19756) \$79.95

OPERATING BARREL CAR  
(6-19877) \$59.95

DETAILED MOLDED BODIES

DRAMATIC, REALISTIC LIGHTING:

OPERATING HEADLIGHT AND TAILLIGHTS  
(EXECUTIVE INSPECTION CAR)

INTERIOR ILLUMINATION (CABOOSE)

ADDITIONAL ENHANCEMENTS:

6 WOOD BARRELS (BARREL CAR)

POSTWAR CELEBRATION SERIES  
BUILDER'S PLAQUE

LENGTH:

EXECUTIVE INSPECTION CAR 7 1/2 INCHES  
CABOOSE 10 1/8 INCHES  
BARREL CAR 11 3/4 INCHES

MINIMUM RADIUS: 0-27

LET YOUR MEMORIES SOAR!



Car – Four for unit ride of a station road executive lights and by remote

NEW! No. 68 Executive Inspection Car


NEW! No. 52 Fire Fighting Car – This exciting motorized unit provides the kind of action and realism every modern model railroad needs! As car speeds to "fire," red light flashes on and off. Carries fire hose, outrigger-type sprinklers. On striking bumper or other object, car reverses direction... fireman swivels with high pressure nozzle. Car 7" long.

No. 6477 Miscellaneous Car with Pipes – An unusual car seen on many of the big railroads and used to carry pulpwood and other bulky loads. Includes 5 pipes. Car 11" long.




This new-type caboose

No. 6517 Bay Window Caboose – This new-type caboose features the most modern kind of radio antenna. This new-type caboose



No. 3562 BARREL CAR



## POWERFUL LIONEL LOCOMOTIVES

Picking a locomotive is one of the most *enjoyable* and most significant decisions you will make about your railroad. It's a big investment, so be sure to buy from a name you *trust*. Lionel offers one to *fit every budget*. They come from a *variety* of eras and in a variety of paint schemes. From solid basic to leading edge super-duper-deluxe, we've got a *locomotive for everyone*.

Lionel offers four different types of durable motors:

### BASIC CAN MOTOR:

*This is a basic, long-lasting, maintenance-free motor. It's got plenty of power to pull a small to medium length train.*

### CAN MOTOR WITH FLYWHEEL:

*The flywheel allows the motor to simulate "momentum." When you turn the power to the track off, the locomotive will "coast" for a short distance - creating a more realistic effect.*

### PULLMOR MOTOR:

*This is a Lionel classic. It's an AC motor, so it has "momentum" without the need for a flywheel. And it's an open-frame motor, so you can watch it turn. We've been making Pullmors since 1947 - they are durable and powerful.*

### ODYSSEY MOTOR:

*This is the state-of-the-art in model railroading and only Lionel has it. It's the smoothest, most powerful motor in our line. It even has an electronic brain - in addition to providing the "momentum," it allows the locomotive to maintain a constant speed regardless of drag or grade - without the need to adjust the throttle. We've pulled thirty cars at a scale speed of less than 2 mph! It's the ultimate.*

### WANT EVEN MORE PULLING POWER?

Some locomotives come equipped with *two motors*, allowing them to handle longer trains. Or you can do what the real railroads do and lash 'em up - put two or more engines at the head of your train, or add engines in the middle or at the end. There's almost no limit to the length of train you can pull with Lionel locomotives.

### TRACTION & STAYING ON THE TRACK:

It's no fun to derail. And power doesn't help if your wheels are spinning. That's why Lionel developed its exclusive Magne-Traction feature. As the name implies, magnetic forces give a helping hand to gravity, allowing you to pull longer trains up steeper grades, and worry less about taking corners too fast. As an alternative, traction tires reduce slippage, but don't do anything to enhance grip on corners.



### HOW ABOUT CONTROL?

*Control is fun.* And Lionel offers a variety of features and control systems. *All of Lionel's trains* can be operated with a *basic AC transformer*, just like the one you probably already own. But the more deluxe models are equipped to work with Lionel's TrainMaster Command Control system - our *exclusive* digital control system that allows you to control each engine *individually*, providing a *wider array* of operating and sound options. (See your Lionel Authorized Dealer for a demonstration, or call 810-949-4100 and speak to our technical staff.) But you don't have to decide now. A Command Ready locomotive can be *upgraded* to full Command Control with the *simple* addition of a plug-in electronic board available from your local dealer (No soldering required!). Lionel locomotives - they're what railroading is all about!

**LIONEL LOCOMOTIVES — THEY'RE WHAT RAILROADING IS ALL ABOUT!**

## 4-6-0 CAMELBACK LOCOMOTIVES

We are proud to introduce these all new steam locomotive legends to the Lionel product line. Loaded with our most requested features, these richly detailed, die-cast brutes are big, rugged and heavy! Ready to meet the challenge of your model railroad layout today!

THE FOLLOWING FEATURES ARE COMMON FOR BOTH COMMAND CONTROL AND TRADITIONAL\* VERSIONS:

**SCALE:** O-SCALE

**SPECIALLY ENGINEERED MOTOR:**  
MAINTENANCE-FREE CAN MOTOR  
WITH MOMENTUM FLYWHEEL

**OPERATING CONTROL SYSTEM:**  
USEABLE WITH MOST AC TRANSFORMERS

**QUALITY CRAFTED COMPONENTS:**  
SUBSTANTIAL FINELY FINISHED  
DIE-CAST BOILER AND TENDER BODIES,  
ENGINE CHASSIS, TRUCKS, OPERATING  
COUPLERS (REAR OF TENDER),  
AND PILOT TRUCKS

**STURDY METAL TENDER CHASSIS,**  
WHEELS, AXLES, AND DRAWBAR  
(BETWEEN ENGINE & TENDER) AND  
ENGINE SIDE RODS

**DRAMATIC, REALISTIC LIGHTING:**  
OPERATING HEADLIGHT  
FIREBOX GLOW

**ADDITIONAL ENHANCEMENTS:**  
TRACTION-ENHANCING TRACTION TIRES  
FINISHED CAB INTERIOR WITH FIGURES  
REAL-LIFE PUFFING SMOKE UNIT  
DYNACHUFF

**LENGTH:** 18 INCHES

**MINIMUM RADIUS:** O-31

**JERSEY CENTRAL 770**  
\*TRADITIONAL  
(6-18097) \$449.95

**JERSEY CENTRAL 771**  
COMMAND CONTROL  
(6-18089) \$549.95

**PENNSYLVANIA 820**  
\*TRADITIONAL  
(6-18098) \$449.95

**PENNSYLVANIA 821**  
COMMAND CONTROL  
(6-18091) \$549.95

THE FOLLOWING ADDITIONAL  
FEATURES ARE INCLUDED ON THE  
COMMAND CONTROL VERSIONS:

**OPERATING CONTROL SYSTEM:**  
DIGITAL TRAINMASTER COMMAND  
FEATURES INCLUDED

**DRAMATIC, REALISTIC LIGHTING:**  
DIRECTION-ACTIVATED REAR LIGHTING

**QUALITY CRAFTED COMPONENTS:**  
ELECTROCOUPLERS

**BOLD, STIRRING SOUNDS:**  
AUTHENTIC FULL-BODIED RAILSOUNDS  
WITH TOWERCOM AND CREWTALK

THE FOLLOWING ADDITIONAL  
FEATURES ARE INCLUDED ON THE  
TRADITIONAL\* VERSION:

**OPERATING CONTROL SYSTEM:**  
DIGITAL TRAINMASTER COMMAND  
FEATURES UPGRADE AVAILABLE

**BOLD, STIRRING SOUNDS:**  
DIGITAL SIGNALSOUNDS  
(UPGRADABLE TO FULL RAILSOUNDS)

**TRAINMASTER COMMAND**  
BASIC UPGRADE KIT  
(6-22960) \$94.95

**RAILSOUNDS UPGRADE KIT (STEAM)**  
(6-22963) \$94.95

**SOUTHERN PACIFIC 2282**  
\*TRADITIONAL  
(6-18099) \$449.95

**SOUTHERN PACIFIC 2283**  
COMMAND CONTROL  
(6-18092) \$549.95

\*TRADITIONAL VERSIONS  
ARE COMMAND READY

## 770 CAMELBACK STEAM ENGINES



SD-70 MAC DIESEL LOCOMOTIVES



ALL NEW  
ROTATING  
FANS!

BUILT TO SCALE  
PROPORTIONS!

NEW TOOLING  
SD-70 & SD-60

## SD-70 & SD-60 MAC DIESELS

Introducing our all new modern diesel workhorses. These big, powerful SD-70s and SD-60s are available in Command Control and traditional versions with sequential road numbers. Create same roadname A-A lash-ups or string several roadnames together to haul that big load!

THE FOLLOWING FEATURES ARE COMMON FOR BOTH COMMAND CONTROL AND TRADITIONAL\* VERSIONS:

**SCALE:** O-GAUGE

**SPECIALLY ENGINEERED MOTOR:**  
DUAL MAINTENANCE-FREE CAN MOTORS  
WITH MOMENTUM FLYWHEEL

**OPERATING CONTROL SYSTEM:**  
USEABLE WITH MOST AC TRANSFORMERS

**QUALITY CRAFTED COMPONENTS:**  
SUBSTANTIAL FINELY FINISHED  
DIE-CAST TRUCKS, OPERATING COUPLERS,  
FUEL TANK AND PILOT TRUCKS

STURDY METAL CHASSIS, WHEELS,  
AXLES, AND HANDRAILS

DETAILED MOLDED BODIES

**DRAMATIC, REALISTIC LIGHTING:**  
OPERATING HEADLIGHT

NUMBER BOARDS

**ADDITIONAL ENHANCEMENTS:**  
TRACTION-ENHANCING TRACTION TIRES  
FINISHED CAB INTERIOR WITH FIGURES

FAN DRIVEN DIESEL SMOKE UNIT

LENGTH: 18 INCHES

MINIMUM RADIUS: O-31

### SD-70 MAC DIESELS

BNSF 9869 \*TRADITIONAL  
(6-18262) \$399.95

BNSF 9870 COMMAND CONTROL  
(6-18250) \$499.95

CONRAIL 4144  
\*TRADITIONAL  
(6-18260) \$399.95

CONRAIL 4145  
COMMAND CONTROL  
(6-18238) \$499.95

THE FOLLOWING ADDITIONAL  
FEATURES ARE INCLUDED ON THE  
COMMAND CONTROL VERSIONS:

**OPERATING CONTROL SYSTEM:**  
DIGITAL TRAINMASTER COMMAND  
FEATURES INCLUDED

**DRAMATIC, REALISTIC LIGHTING:**  
DIRECTION-ACTIVATED REAR LIGHTING

**BOLD, STIRRING SOUNDS:**  
AUTHENTIC FULL-BODIED RAILSOUNDS  
WITH TOWERCOM & CREWTALK

THE FOLLOWING ADDITIONAL  
FEATURES ARE INCLUDED ON THE  
TRADITIONAL\* VERSION:

**OPERATING CONTROL SYSTEM:**  
DIGITAL TRAINMASTER COMMAND  
FEATURES UPGRADE AVAILABLE

**BOLD, STIRRING SOUNDS:**  
DIGITAL SIGNALSOUNDS  
(UPGRADABLE TO FULL RAILSOUNDS)

**TRAINMASTER COMMAND  
BASIC UPGRADE KIT**  
(6-22960) \$94.95

**RAILSOUNDS UPGRADE KIT (DIESEL)**  
(6-22964) \$94.95

### SD-60 MAC DIESELS


BURLINGTON NORTHERN 9412  
\*TRADITIONAL  
(6-18261) \$399.95

BURLINGTON NORTHERN 9413  
COMMAND CONTROL  
(6-18241) \$499.95

CSX 8700 \*TRADITIONAL  
(6-18263) \$399.95

CSX 8701 COMMAND CONTROL  
(6-18251) \$499.95

## SD-60 MAC DIESEL LOCOMOTIVES



\*TRADITIONAL VERSIONS ARE COMMAND READY

**4-6-4 #3056 HUDSONS & 4-6-2 #3344 PACIFICS**



## CLASSIC STEAM POWER

Just what you've been asking for! With Lionel quality at a fabulous value, we're proud to offer these 4-6-4 Hudsons and 4-6-2 Pacifics—all new tooling in a variety of popular road names!

THE FOLLOWING FEATURES ARE COMMON FOR BOTH COMMAND CONTROL AND \*TRADITIONAL VERSIONS:

**SCALE:** O-GAUGE

**SPECIALLY ENGINEERED MOTOR:**  
MAINTENANCE-FREE CAN MOTOR WITH MOMENTUM FLYWHEEL

**OPERATING CONTROL SYSTEM:**  
USEABLE WITH MOST AC TRANSFORMERS

**QUALITY CRAFTED COMPONENTS:**  
SUBSTANTIAL FINELY FINISHED DIE-CAST BOILER & TENDER BODIES, ENGINE CHASSIS, TRUCKS, OPERATING COUPLERS (REAR OF TENDERS), AND PILOT TRUCK

STURDY METAL TENDER CHASSIS, WHEELS, AXLES, DRAWBAR (BETWEEN ENGINE & TENDER), ENGINE SIDE RODS, LADDERS, AND HANDRAILS

**DRAMATIC, REALISTIC LIGHTING:**  
OPERATING HEADLIGHT AND FIREBOX GLOW

**ADDITIONAL ENHANCEMENTS:**  
TRACTION-ENHANCING TRACTION TIRES

REAL-LIFE PUFFING SMOKE UNIT

**LENGTH:**  
HUDSONS 20 1/2 INCHES EACH  
PACIFICS 19 INCHES EACH

**MINIMUM RADIUS:** O-31

THE FOLLOWING ADDITIONAL FEATURES ARE INCLUDED ON THE COMMAND CONTROL VERSIONS:

**OPERATING CONTROL SYSTEM:**  
DIGITAL TRAINMASTER COMMAND FEATURES INCLUDED

**DRAMATIC, REALISTIC LIGHTING:**  
DIRECTION-ACTIVATED REAR LIGHTING

**BOLD, STIRRING SOUNDS:**  
AUTHENTIC FULL-BODIED RAILSOUNDS WITH CREWTALK

THE FOLLOWING ADDITIONAL FEATURES ARE INCLUDED ON THE \*TRADITIONAL VERSION:

**OPERATING CONTROL SYSTEM:**  
DIGITAL TRAINMASTER COMMAND FEATURES UPGRADE AVAILABLE

**BOLD, STIRRING SOUNDS:**  
DIGITAL SIGNALSOUNDS (UPGRADABLE TO FULL RAILSOUNDS)

**TRAINMASTER COMMAND BASIC UPGRADE KIT**  
(6-22960) \$94.95

**RAILSOUNDS UPGRADE KIT (STEAM)**  
(6-22963) \$94.95

### 4-6-4 HUDSON STEAM LOCOMOTIVES

**NEW YORK CENTRAL 5405 \*TRADITIONAL**  
(6-18082) \$399.95

**NEW YORK CENTRAL 5406 COMMAND CONTROL**  
(6-28007) \$499.95

**CHESAPEAKE & OHIO 305 \*TRADITIONAL**  
(6-18083) \$399.95

**CHESAPEAKE & OHIO 306 COMMAND CONTROL**  
(6-28008) \$499.95

**SANTA FE 3462 \*TRADITIONAL**  
(6-18084) \$399.95

**SANTA FE 3463 COMMAND CONTROL**  
(6-28009) \$499.95

**CHICAGO & N.W. 3005 \*TRADITIONAL**  
(6-28000) \$399.95

**CHICAGO & N.W. 3006 COMMAND CONTROL**  
(6-18093) \$499.95

### 4-6-2 PACIFIC STEAM LOCOMOTIVES

**NEW YORK CENTRAL 4929 \*TRADITIONAL**  
(6-18086) \$399.95

**NEW YORK CENTRAL 4930 COMMAND CONTROL**  
(6-28014) \$499.95

**NEW HAVEN 1334 \*TRADITIONAL**  
(6-18085) \$399.95

**NEW HAVEN 1335 COMMAND CONTROL**  
(6-28013) \$499.95

**SANTA FE 3448 \*TRADITIONAL**  
(6-18087) \$399.95

**SANTA FE 3449 COMMAND CONTROL**  
(6-28015) \$499.95

**SOUTHERN 1407 \*TRADITIONAL**  
(6-18088) \$399.95

**SOUTHERN 1408 COMMAND CONTROL**  
(6-28016) \$499.95

\*TRADITIONAL VERSIONS ARE COMMAND READY



NEW YORK CENTRAL 4-6-4 HUDSON



CHESAPEAKE & OHIO 4-6-4 HUDSON



SANTA FE 4-6-4 HUDSON



CHICAGO & NORTHWESTERN 4-6-4 HUDSON



NEW YORK CENTRAL 4-6-2 PACIFIC



NEW HAVEN 4-6-2 PACIFIC



SANTA FE 4-6-2 PACIFIC



SOUTHERN 4-6-2 PACIFIC

## CORVETTE &amp; TRAIN WRECK RECOVERY TRAIN SETS



DIE-CAST  
FUEL TANK AND  
PILOTS!

CORVETTE  
LOGO ON DECK  
OF FLAT CARS!

## CORVETTE GP-7 TRAIN SET

'Lionel' and 'Corvette,' these two classic American names have finally come together in this great train set! Imagine this beautiful train pulling a collection of beautiful mint Corvettes from 1953, 1955, 1997 and 1998 to auto shows across the country (Corvettes are from Road Champs, Inc.). Now you can add the fun and excitement of this train set to your model railroad.

*CHEVROLET, CORVETTE, and the Corvette Emblems and vehicle model body designs are General Motors Trademarks used under license to Lionel LLC.*

SCALE: O-GAUGE

SET INCLUDES:  
GP-7 ENGINE

TWO 9823 STANDARD O FLAT CARS  
W/ DIE-CAST ROAD CHAMPS CORVETTES

6417 PORTHOLE CABOOSE

SPECIALLY ENGINEERED MOTOR:  
DURABLE PULLMOR

OPERATING CONTROL SYSTEM:  
USEABLE WITH MOST AC TRANSFORMERS  
DIGITAL TRAINMASTER COMMAND  
FEATURE UPGRADE AVAILABLE

QUALITY CRAFTED COMPONENTS:

SUBSTANTIAL FINELY FINISHED  
DIE-CAST SPRUNG TRUCKS, OPERATING  
COUPLERS, FUEL TANK AND PILOTS

STURDY METAL CHASSIS, WHEELS,  
AXLES, AND BRAKE WHEEL (CABOOSE)

DETAILED MOLDED BODIES

DRAMATIC, REALISTIC LIGHTING:  
INTERIOR ILLUMINATION (CABOOSE)

STROBE LIGHT

BOLD, STIRRING SOUNDS:  
DIGITAL, ELECTROMOTIVE SIGNALSOUNDS  
(CAN BE UPGRADED TO FULL RAILSOUNDS)

ADDITIONAL ENHANCEMENTS:  
TRACTION-ENHANCING MAGNE-TRACTION  
INCLUDES FOUR DIE-CAST CORVETTES!

SET LENGTH: 33 INCHES

MINIMUM RADIUS: O-31

(6-11984) \$499.95



## LIONEL TRAIN WRECK RECOVERY SET

The Lionel Lines Train Wreck Recovery set is ready to meet the challenge of any railroad mishap that may occur!

This fun and action packed rolling stock set features a working crane car, a flatcar with replacement track sections, a flatcar with replacement wheels and axles, a generator and 4 molded drums, and a combine car to transport those hardworking recovery team members.

**SCALE:** O-GAUGE

**QUALITY CRAFTED COMPONENTS:**

SUBSTANTIAL FINELY FINISHED  
DIE-CAST TRUCKS AND OPERATING COUPLERS

STURDY METAL WHEELS, AXLES, AND BRAKE WHEELS

DETAILED MOLDED BODIES

**DRAMATIC, REALISTIC LIGHTING:**

ILLUMINATED INTERIOR (COMBINE)

**ADDITIONAL ENHANCEMENTS:**

INCLUDES WORKING CRANE CAR,  
TWO SHORT SECTIONS OF O TRACK, THREE SETS OF  
WHEELS AND AXLES, FOUR MOLDED DRUMS, AND  
MOVEABLE GENERATOR ON PALLETS

**SET LENGTH:** 44 INCHES

**MINIMUM RADIUS:** O-27

(6-21775) \$269.95



**1999 SERVICE STATION EXCLUSIVE**

**THIS SET IS AVAILABLE ONLY FROM LIONEL  
AUTHORIZED SERVICE STATIONS**

We are proud to salute an industry that over the years has been a vital part of the American industrial landscape. This big, rugged, long Bethlehem Steel Train Set is ready to haul ore, coal and scrap to your model railroad steel mill.

Switcher #44 is pulling a coal load, an ore load, and some truly precious cargo – the flat car load is an actual cut up piece of tool number 00-0675-T-002-A (Lionel K-4 tolling)! You can own a true one-of-a-kind piece of Lionel history today.

**SCALE: O-GAUGE****SET INCLUDES:**

ENGINE  
6462 COAL HOPPER  
DEPRESSED CENTER FLAT CAR  
ORE CAR  
WORK CABOOSE

**SPECIALLY ENGINEERED MOTOR:**  
DUAL MAINTENANCE-FREE CAN MOTORS

**OPERATING CONTROL SYSTEM:**  
USEABLE WITH MOST AC TRANSFORMERS

**QUALITY CRAFTED COMPONENTS:**  
SUBSTANTIAL FINELY FINISHED  
DIE-CAST TRUCKS AND  
OPERATING COUPLERS

STURDY METAL CHASSIS (ON ENGINE),  
WHEELS, AXLES, AND BRAKE  
WHEELS (ORE CAR)

DETAILED MOLDED BODIES AND  
TRUCKS (ENGINE)

**DRAMATIC, REALISTIC LIGHTING:**  
OPERATING HEADLIGHT

**BOLD, STIRRING SOUNDS:**  
HORN

**ADDITIONAL ENHANCEMENTS:**  
ORE LOAD, COAL LOAD AND K-4  
TOOLING INCLUDED!

AUTHENTIC BETHLEHEM STEEL MARKINGS

**SET LENGTH:** 48 3/4 INCHES

**MINIMUM RADIUS:** O-27



(6-21758) \$349.95

# BETHLEHEM STEEL SERVICE STATION SET





## BEAUTIFUL LIONEL ROLLING STOCK

The cars are what make a train a train. Lionel makes a wide variety of rolling stock that will do any layout or collection proud. Here are some of the differences between the products you'll see in the pages that follow:

### ► MATERIALS:

We use four basic types of material:

#### **DIE-CAST METAL:**

*It's heavy and  durable. Because it's cast, it's ideal for making thick, sturdy components, like trucks and couplers.*

#### **STAMPED METAL:**

*Because these components are stamped, or punched, from a pre-formed sheet of  steel, the dimensions can be held to very  tight tolerances and can be made thinner without sacrificing strength - ideal for rolling stock frames and door guides.*

#### **EXTRUDED ALUMINUM:**

*Used primarily on passenger cars, aluminum is  strong, but  lightweight and has a  beautiful metallic finish that is very realistic. (Many competitors have resorted to plastic for these cars.)*

#### **MOLDED:**

*Modern plastic resin is  strong and light. It's ideal for children. It will stand up to punishment, but isn't too heavy or sharp. It's durable but light - less likely to dent the coffee table!*

### OPERATING FEATURES:

Nothing is more  fun than cars that  do something. They're exciting to watch and enhance the sense and reward of control. Here are the different forms of operation you will encounter:

### ► CONTINUOUS ILLUMINATION:

*These cars have lights inside that are activated by the track power.*

### MOTION ACTIVATION:

*Anytime the train moves, these cars begin to perform. As an example, when the train moves the Animated Ostrich car on page 30, the ostrich's head bobs up and down. The faster you go, the faster it bobs.*

### MAGNETIC ACTIVATION:

*These cars can be activated when they are placed over a special magnetic track section - the same one used for activating magnetic couplers.*

### COMMAND ACTIVATION:

*This is the ultimate in control. These cars can be activated anytime, anywhere using the TrainMaster Command Control operating system.*



**BEAUTIFUL TO LOOK AT, FUN TO USE, BUILT TO LAST!**

# I LOVE BOXCAR SERIES



**SCALE:** O GAUGE

**MODEL:** 9700

**QUALITY CRAFTED COMPONENTS:**

SUBSTANTIAL FINELY FINISHED DIE-CAST TRUCKS AND OPERATING COUPLERS

STURDY METAL WHEELS, AXLES AND BRAKE WHEEL

DETAILED MOLDED BODIES AND CHASSIS

**LENGTH:** 10 1/4 INCHES EACH

**MINIMUM RADIUS:** O-27

I LOVE MAINE BOXCAR (6-19968) \$44.95

I LOVE RHODE ISLAND BOXCAR (6-19971) \$44.95

I LOVE NEW HAMPSHIRE BOXCAR (6-19970) \$44.95


I LOVE VERMONT BOXCAR (6-19969) \$44.95

The newest editions to our 'I Love Series' are these beautifully decorated tributes to four of the original American States. These New England boxcars make a great addition to your Lionel 'I Love' collection or to any freight train. Get all four to make a great set or add your favorite individual car to your model railroad today!



YOU'VE SEEN THEM ON T.V.

**THOMAS  
THE TANK ENGINE & FRIENDS**



**TROUBLESOME TRUCKS 1 & 2**

The enormous popularity of Thomas the Tank Engine and Friends continues to grow, reaching countless children and grown-ups alike around the world with wonderful stories of Thomas, his friends and all their adventures.

Introducing two new friends to the Thomas the Tank Engine and Friends series – direct from the Island of Sodor come Troublesome Trucks 1 & 2.

These mischievous trucks are notorious for playing friendly tricks on Thomas and his friends, while working steadily through the day.

We know they'll make a great addition to your Thomas The Tank Engine And Friends collection. Bring them both home today!

**MADE COMPLETELY  
FROM SAFE, DURABLE  
MOLDED PLASTIC!**

SCALE: O-GAUGE

LENGTH: 6 INCHES EACH

MINIMUM RADIUS: O-27

**TROUBLESOME TRUCK 1**  
(6-36030) \$44.95

**TROUBLESOME TRUCK 2**  
(6-36031) \$44.95

**THE PERFECT SIZE FOR  
SMALL HANDS TO DEVELOP  
FINE MOTOR SKILLS!**

## ANIMATED OSTRICH BOXCAR AND GLOW-IN-THE-DARK ALIEN BOXCAR

The Ostrich and Alien heads move up and down as these Lionel originals roll down your layout. And for extra fun the Alien car is molded in Glow-In-The-Dark plastic; watch this strange cargo 'radiate' in the night!

SCALE: O-GAUGE

MODEL: 9700

**QUALITY CRAFTED COMPONENTS:**

STURDY METAL WHEELS, AXLES AND BRAKE WHEEL

DETAILED MOLDED BODY, CHASSIS, TRUCKS AND OPERATING COUPLERS

**ADDITIONAL ENHANCEMENTS:**

FUNCTIONAL OPENING DOORS

ALIEN AND OSTRICH HEADS BOB UP AND DOWN AS CAR MOVES

LENGTH: 10 1/4 INCHES EACH

MINIMUM RADIUS: O-27

**ANIMATED OSTRICH BOXCAR**

(6-19864) \$49.95

**ANIMATED GLOW-IN-THE-DARK ALIEN BOXCAR**

(6-16793) \$49.95

## MAMA'S BAKED BEANS VAT CAR

A Lionelville original recipe – now you can get yourself a whole Vat Car full!

SCALE: O-GAUGE

**QUALITY CRAFTED COMPONENTS:**

SUBSTANTIAL, FINELY FINISHED DIE-CAST SPRUNG TRUCKS AND OPERATING COUPLERS

STURDY METAL CHASSIS, WHEELS AND AXLES

DETAILED MOLDED BODY AND VATS


LENGTH: 11 INCHES

MINIMUM RADIUS: O-27

(6-19447) \$49.95



# MADD & POST-MERGER BOXCARS



## MADD BOXCAR

Introducing the second in our non-profit donation series – The MADD 9700 style boxcar.

The mission of Mothers Against Drunk Driving, which was founded in 1980, is to stop drunk driving and to support the victims of this violent crime. Lionel is proud to encourage the awareness of this important cause with the introduction of this special boxcar, from which 10% of its sales will be contributed to the MADD program. A great boxcar and a great cause!

**SCALE:** O-GAUGE

**MODEL:** 9700

**QUALITY CRAFTED COMPONENTS:**  
STURDY METAL WHEELS AND AXLES

DETAILED MOLDED BODY, CHASSIS, TRUCKS & OPERATING COUPLERS

**ADDITIONAL ENHANCEMENTS:**  
FUNCTIONAL OPENING DOORS

**LENGTH:** 10 1/4 INCHES

**MINIMUM RADIUS:** O-27

(6-26239) \$44.95

## POST-MERGER BOXCAR 2-PACK

**SCALE:** O-GAUGE

**MODEL:** 6464

**QUALITY CRAFTED COMPONENTS:**  
SUBSTANTIAL FINELY FINISHED DIE-CAST SPRUNG TRUCKS  
AND OPERATING COUPLERS

STURDY METAL CHASSIS, WHEELS, AXLES, BRAKE WHEELS & DOOR GUIDES

DETAILED MOLDED BODIES

**ADDITIONAL ENHANCEMENTS:**  
REALISTIC POST-MERGER OVERSTAMP MARKINGS

FUNCTIONAL OPENING DOORS

**LENGTH:** 10 1/4 INCHES EACH

**MINIMUM RADIUS:** O-27

(6-29281) \$99.95



## NEW YORK CITY LIGHTS AND CONSTELLATION BOXCARS

We have always been partial to unique, colorful and innovative rolling stock. We admire the creativity that runs throughout the hobby. We encourage our engineers and designers to add new twists to common rolling stock items, and above all to put a little fun into everything we do.

Introducing a bright new idea in original Lionel rolling stock!

We've added lights to these great looking boxcars. We're sure that you and your friends will delight as the New York City skyline and constellation stars actually light up, blinking and twinkling like real 'city lights' and 'stars'!

### SCALE: O-GAUGE

### MODELS:

NEW YORK CITY LIGHTS BOXCAR 9700  
CONSTELLATION HI-CUBE BOXCAR 9600

### QUALITY CRAFTED COMPONENTS:

SUBSTANTIAL FINELY FINISHED DIE-CAST TRUCKS  
AND OPERATING COUPLERS

STURDY METAL WHEELS, AXLES, AND BRAKE WHEEL

DETAILED MOLDED BODY AND CHASSIS

### ADDITIONAL ENHANCEMENTS:

LIGHTS IN SIDE PANEL BLINK/LIGHT WHEN POWER IS  
TURNED ON TO TRACK

### LENGTH:

NEW YORK CITY LIGHTS BOXCAR 10 1/4 INCHES

CONSTELLATION BOXCAR 11 1/8 INCHES

### MINIMUM RADIUS: O-27

### NEW YORK CITY LIGHT BOXCAR

(6-16791) \$59.95

### CONSTELLATION BOXCAR

(6-16792) \$59.95

## THEY'LL LIGHT UP YOUR LAYOUT



## TANK CARS, HOPPERS AND AUTO CARRIER

33



## REALISTIC ROLLING STOCK

At Lionel we're proud to offer a wide variety of rolling stock options. These life-like items are perfect for the hobbyist or high-railer. Our die-cast tank and hopper cars are big, rugged and extra heavy and are loaded with our most requested features. And don't miss our Southern Pacific Auto Carrier and Pennsy Fat Car with Gondola!

SCALE: O-GAUGE

## QUALITY CRAFTED COMPONENTS:

SUBSTANTIAL FINELY FINISHED DIE-CAST SPRUNG TRUCKS, BODIES (TANK CARS & HOPPERS), CHASSIS (TANK CARS & HOPPERS) AND OPERATING COUPLERS

STURDY METAL WHEELS, AXLES, BRAKE WHEEL, AND HANDRAILS (TANK CARS)

DETAILED MOLDED BODY AND CHASSIS (AUTO CARRIER)

## ADDITIONAL ENHANCEMENTS:

FUNCTIONAL OPENING ENDS (AUTO CARRIER)

## LENGTH:

SOUTHERN PACIFIC AUTO CARRIER 13 3/4 INCHES  
B&O DIE-CAST HOPPERS 11 1/2 INCHES EACH  
GULF DIE-CAST TANK CAR 10 1/2 INCHES EACH

MINIMUM RADIUS: O-27, O-31 (AUTO CARRIER)

## SOUTHERN PACIFIC AUTO CARRIER

(6-36029) \$59.95

## B&amp;O DIE-CAST HOPPER 2-PACK

(6-26985) \$249.95

## GULF DIE-CAST TANK CAR 2-PACK

(6-26981) \$249.95



## BOY SCOUT BOXCAR

Toy trains, fathers and sons, and the Boy Scouts of America – seems like a perfect fit! At Lionel we are proud to lend our support to scouting. Manufactured by permission of The Boy Scouts of America.

This beautiful boxcar proudly commemorates the 90th anniversary of this uniquely American organization.

## PENNSY FLAT CAR W/GONDOLA

This realistic flat car makes a great addition to your freight train!

**SCALE:** O-GAUGE

**MODEL:**

BOY SCOUT BOXCAR 9700

PENNSY FLATCAR 6424

**QUALITY CRAFTED COMPONENTS:**

STURDY METAL WHEELS AND AXLES

DETAILED MOLDED BODY, CHASSIS, TRUCKS AND OPERATING COUPLERS

**ADDITIONAL ENHANCEMENTS:**

FUNCTIONAL OPENING DOORS (BOXCAR)

**LENGTH:**

BOXCAR 10 1/4 INCHES

FLAT CAR W/GONDOLA 10 3/4 INCHES

**MINIMUM RADIUS:** O-27


**BOY SCOUT BOXCAR**

(6-26237) \$44.95

**PENNSY FLAT CAR WITH GONDOLA**

(6-19454) \$34.95

# BOY SCOUT BOXCAR



## THE NEWEST ADDITION TO THE LIONEL ROUTE 66 SERIES



### ROUTE 66 FLAT CARS

New from Hollywood special effects modeler Mike Fulmer, comes the second in our series of Route 66 flat cars. Commemorating a unique slice of American culture, they're sure to inspire fond memories of the open road!

**SCALE:** O-GAUGE

**MODEL:** 9823

**QUALITY CRAFTED COMPONENTS:**

SUBSTANTIAL, FINELY FINISHED DIE-CAST SPRUNG TRUCKS AND OPERATING COUPLERS

STURDY METAL WHEELS AND AXLES

DETAILED MOLDED BODIES

**ADDITIONAL ENHANCEMENTS:**

INCLUDES TWO RESIN ROUTE 66 VEHICLES EACH

**LENGTH:** 11 1/8 INCHES EACH

**MINIMUM RADIUS:** O-27

**WITH CREAM/RED LUXURY COUPES**

(6-17536) \$59.95

**WITH BLACK TOURING COUPES**

(6-17537) \$59.95

### WELLSPRING CAPITAL MANAGEMENT CAR

*(See top of opposing page)*

Stacks of gold bars for new molds and new equipment!

**SCALE:** O-GAUGE

**MODEL:** 9660

**QUALITY CRAFTED COMPONENTS:**

SUBSTANTIAL, FINELY FINISHED DIE-CAST SPRUNG TRUCKS AND OPERATING COUPLERS

STURDY METAL WHEELS AND AXLES

DETAILED MOLDED BODY

**LENGTH:** 10 1/4 INCHES EACH

**MINIMUM RADIUS:** O-27

(6-19667) \$54.95

## UNION PACIFIC CAROUNDS STOCK CAR

This realistic stock car is equipped with digital Special Cow CarSounds triggered by changes in car speed. No special equipment is required!

**SCALE:** O-GAUGE

**MODEL:** 3356

**OPERATING CONTROL SYSTEM:**

USEABLE WITH MOST AC TRANSFORMERS

**QUALITY CRAFTED COMPONENTS:**

SUBSTANTIAL, FINELY FINISHED DIE-CAST TRUCKS AND OPERATING COUPLERS

STURDY METAL CHASSIS, WHEELS, AXLES, DOOR GUIDES AND BRAKE WHEEL

DETAILED MOLDED BODY

**BOLD STIRRING SOUNDS:**

AUTHENTIC, FULL BODIED CAROUNDS WITH SPECIAL COW SOUNDS!

**LENGTH:** 11 1/8 INCHES

**MINIMUM RADIUS:** O-27

(6-16790) \$149.95

## N.Y.C. ALUMINUM PASSENGER 2-PACK

This great pair of aluminum bodied passenger cars features our Combo car and Sleeper car in classic N.Y.C. colors. Perfect add-on to assortment 6-19171 or any N.Y.C. passenger set.

**SCALE:** O-GAUGE

**QUALITY CRAFTED COMPONENTS:**

SUBSTANTIAL, FINELY FINISHED DIE-CAST TRUCKS AND OPERATING COUPLERS

SUBSTANTIAL, FINELY FINISHED ALUMINUM BODIES

STURDY METAL CHASSIS, WHEELS AND AXLES

**DRAMATIC, REALISTIC LIGHTING:**

INTERIOR ILLUMINATION

**ADDITIONAL ENHANCEMENTS:**

SILHOUETTES

**LENGTH:** 16 INCHES EACH

**MINIMUM RADIUS:** O-31

(6-21780) \$249.95



**INCLUDES  
CATTLE SOUNDS!**



*They're aluminum – not plastic!*

# FOR THE KID IN ALL OF US!



## COLORFUL CARTOON CHARACTER BOXCARS

We've been using cartoon characters on our products since the 1930s when we introduced that famous mouse handcar. Today, you'll enjoy these fun, colorful characters on your layout!

Featuring three childhood favorites: Universal's Woody Woodpecker™, Rocky and Bullwinkle and Friends™, plus that adorable little monkey Curious George™.

Whether you're a kid or just a kid at heart, these fun, brightly colored boxcars will make a great addition to your model railroad! Buy all three as a group or pick your favorite one!

**SCALE:** O-GAUGE

**MODEL:** 9700

**QUALITY CRAFTED COMPONENTS:**  
STURDY METAL WHEELS AND AXLES

DETAILED MOLDED BODIES, CHASSIS, TRUCKS AND OPERATING COUPLERS

**ADDITIONAL ENHANCEMENTS:**  
FUNCTIONAL OPENING DOORS

**LENGTH:** 10 1/4 INCHES

**MINIMUM RADIUS:** O-27

**WOODY WOODPECKER™ BOXCAR**  
(6-26244) \$59.95

**ROCKY & BULLWINKLE & FRIENDS™ BOXCAR**  
(6-26205) \$59.95

**CURIOUS GEORGE™ BOXCAR**  
(6-26206) \$59.95

## URANIUM FLAT CAR AND LAVA LITE TANK CAR

From prototypical oil tank cars to more imaginative tankers carrying Tabasco Sauce or AEC reactor fluid, Lionel is known for unique rolling stock creations. Flash back to the 70s with our new Lava Lite Liquid Lava Cargo tank car on your layout! Also new this year – our Uranium flat car with glow-in-the-dark canisters.

**SCALE:** O-GAUGE

**MODEL:**

URANIUM FLAT CAR 6805  
LAVA LITE TANK CAR 6515

**QUALITY CRAFTED COMPONENTS:**

SUBSTANTIAL, FINELY FINISHED DIE-CAST TRUCKS (SPRUNG TRUCKS ON LAVA LITE TANK CAR) AND OPERATING COUPLERS

STURDY METAL WHEELS, AXLES AND BRAKE WHEELS

DETAILED MOLDED BODIES AND CHASSIS

**ADDITIONAL ENHANCEMENTS:**

URANIUM CONTAINERS LIGHT UP!

**LENGTH:**

URANIUM FLAT CAR 11 INCHES  
LAVA LITE TANK CAR 10 INCHES

**MINIMUM RADIUS:** O-27

**URANIUM FLAT CAR**  
(6-36006) \$59.95

**LAVA LITE TANK CAR**  
(6-16196) \$69.95

## ALIEN TRANSPORT AQUARIUM CAR

An out-of-this-world twist on our classic aquarium car! This mysterious cargo floats through the windows of the car when it rolls down your track en route to the secret government holding facility.

**SCALE:** O-GAUGE

**MODEL:** 9700

**QUALITY CRAFTED COMPONENTS:**

STURDY METAL CHASSIS, WHEELS, AXLES AND BRAKE WHEEL

DETAILED MOLDED BODY, TRUCKS AND OPERATING COUPLERS

**DRAMATIC, REALISTIC LIGHTING:**

INTERIOR ILLUMINATION

**ADDITIONAL ENHANCEMENTS:**

ALIEN BODIES FLOAT THROUGH WINDOWS WHEN CAR MOVES!

**LENGTH:** 10 1/2 INCHES

**MINIMUM RADIUS:** O-27

(6-19869) \$54.95

## WHAT ON EARTH?!



LIONEL STANDARD O ROLLING STOCK







## MODERN BOXCARS

If you like realism, these all new modern boxcars are for you! They are big, rugged, heavy boxcars, perfect for the hobbyist or high-railer. Each car is authentically decorated with the color schemes and roadnames of today's most powerful railroads. Hook them up behind one of our new SD-70 or SD-60 diesel locomotives, or add them to your favorite freight train today.

## 9200 STYLE CHEVY DOUBLE DOOR BOXCAR WITH AUTO FRAMES

Direct from Detroit comes this beautifully crafted Double Door Boxcar, complete with a big stack of black auto frames. Our 9200 series double door boxcar is rich in detail and in realism; add this icon of American automotive manufacturing to your railroad today!

*CHEVROLET, CHEVY TRUCKS, GENUINE CHEVROLET and the Bow Tie Emblems are General Motors' Trademarks used under license to Lionel L.L.C.*

SCALE: STANDARD O

QUALITY CRAFTED COMPONENTS:  
SUBSTANTIAL FINELY FINISHED DIE-CAST SPRUNG TRUCKS  
AND OPERATING COUPLERS

STURDY METAL WHEELS, AXLES AND BRAKE WHEEL

DETAILED MOLDED BODIES AND CHASSIS

ADDITIONAL ENHANCEMENTS:  
FUNCTIONAL OPENING DOORS

AUTHENTIC MARKINGS

LENGTH: 13 3/4 INCHES EACH

MINIMUM RADIUS: O-31

- A** UNION PACIFIC MODERN BOXCAR  
(6-17254) \$59.95
- B** CSX MODERN BOXCAR  
(6-17253) \$59.95
- C** NORFOLK AND SOUTHERN MODERN BOXCAR  
(6-17252) \$59.95
- D** BNSF MODERN BOXCAR  
(6-17251) \$59.95
- E** CHEVY DOUBLE DOOR BOXCAR WITH AUTO FRAMES  
(6-17255) \$64.95

## LIONEL TRACK - EXPAND YOUR WORLD!

All Lionel track is easy to use, extremely durable and very reliable. You'll never have to worry about loose connections or sections separating. And Lionel track is so modestly priced, everyone can afford to create the layout they've always imagined. We offer two styles of track:

▶ **0-27 GAUGE TRACK:**

*This track, which is standard in all Lionel ready-to-run starter sets, comes in 27" radius curves, so you can do more in a tighter space.*

▶ **O GAUGE TRACK:**

*Compared to 0-27 track, the rails are a little taller. It doesn't come in 27" radius-curves, but it does come in a variety of larger curves for the biggest layouts.*

*Note: Larger locomotives and cars will not accommodate tighter curves. Check the "minimum radius required" in each item's catalog listing.*

**LOOKING FOR IDEAS?**

Since Lionel offers such a wide variety of track shapes and sizes, there is almost no limit to the layout you can design and build. If you'd like some suggestions, however, you can pick up a Lionel Track Pack – it includes all the track you need to make our most popular layouts.

**OTHER CONSIDERATIONS:**

You want a track system that comes in a lot of shapes and sizes. You also want one that's reasonably priced, so you can afford to keep adding on. Some additional things to consider:

**HIGH CONDUCTIVITY RAILS:**

*Lionel track is designed for maximum conductivity. That makes it easy to set up, minimizes problems, and maximizes the effectiveness of Lionel Magne-Traction – our exclusive traction and adherence system. Tracks that are not Lionel, may be made of materials that are significantly less conductive. Your Lionel products will roll fine, but you may not get all the benefits we've built in.*

**RAIL SHAPE:**

*Your train wheels take a lot of wear and tear rolling over metal rails. Lionel track rails are shaped to minimize this wear. Other track systems may cause your wheels to wear out faster.*



**VARIETY, RELIABILITY, & VALUE YOU CAN GROW WITH!**

### FIGURE 8 ADD-ON TRACK PACK (0-27 GAUGE)

Add this track to your Oval to create a figure 8 layout. Requires an existing starter set oval of track.

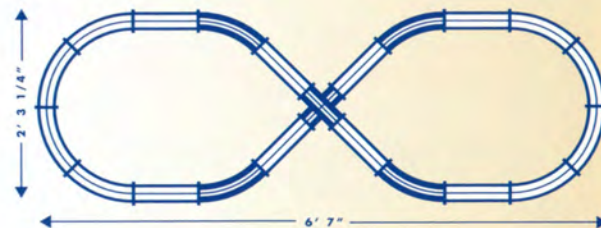
- 1 - 90 DEGREE CROSSOVER
- 4 - CURVED TRACKS

(6-22966) \$12.95

90° Crossover



4 Curved Sections



### DOUBLE-LOOP ADD-ON TRACK PACK (0-27 GAUGE)

Add this track to your Oval to create a double loop, an oval with two inside sidings, or a double oval. Requires an existing starter set oval of track.

- 2 - CURVED TRACKS
- 10 - STRAIGHT TRACKS
- 1 - MANUAL SWITCH RIGHT HAND
- 1 - MANUAL SWITCH LEFT HAND

(6-22967) \$49.95

Manual Switch-Right



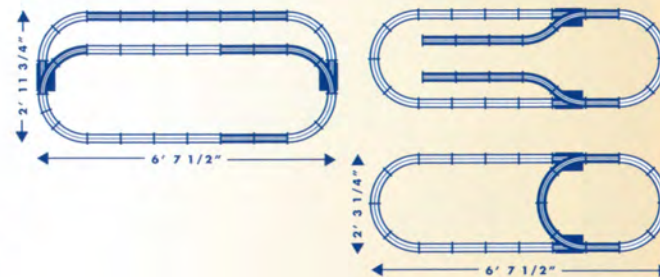
Manual Switch-Left



2 Curved Sections



10 Straight Sections



### DOUBLE-LOOP COMPLETE TRACK PACK (0-27 GAUGE)

This complete track set will allow you create a double loop, an oval with two inside sidings, or a double oval. No additional track required.

- 10 - CURVED TRACKS
- 18 - STRAIGHT TRACKS
- 1 - MANUAL SWITCH RIGHT HAND
- 1 - MANUAL SWITCH LEFT HAND

(6-22968) \$69.95

Manual Switch-Right



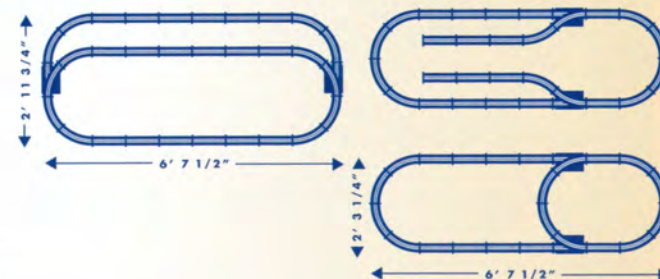
Manual Switch-Left



10 Curved Sections



18 Straight Sections



### DELUXE COMPLETE TRACK PACK (0-GAUGE)

This complete O-Gauge track set will allow you create this detailed layout. No additional track required.

- 20 - CURVED TRACKS
- 22 - STRAIGHT TRACKS
- 2 - 90 DEGREE CROSSOVERS
- 1 - HALF STRAIGHT

(6-22969) \$99.95

2 - 90° Crossovers




1 Half-Straight Section



20 Curved Sections



22 Straight Sections



# LIONEL TRACK



TRACK TYPE / DESCRIPTION

LENGTH / DIAMETER

PART NUMBER / PRICE

## BASIC TRACK

STRAIGHT TRACK SECTION

8 3/4" L

6-65038 / \$1.25

10" L

1/2 STRAIGHT TRACK SECTION

4 7/8" L

6-65019 / \$.95

5 1/2" L

EXTRA LONG STRAIGHT TRACK SECTION

35" L

6-65024 / \$3.95

40" L

CURVE TRACK SECTION

9 5/8" L - 27" D

6-65033 / \$1.25

10 5/8" L - 31" D

10 7/8" L - 42" D

6-65049 / \$1.95

10 1/2" L - 42" D

14 1/2" L - 54" D

6-65113 / \$2.25

10 3/8" L - 54" D

14" L - 72" D

1/2 CURVE TRACK SECTION

5 7/16" L - 27" D

6-65014 / \$.95

6" L - 31" D

## SPECIALTY TRACK

INSULATED TRACK

8 3/4"

6-12841 / \$3.95

10"

UNCOUPLING STRAIGHT TRACK

8 3/4"

6-65149 / \$9.45

REMOTE CONTROL STRAIGHT TRACK

8 3/4"

6-12746 / \$19.95

10"

45° CROSSOVER

9 5/16" X 9 5/16"

6-65023 / \$8.45

11 3/4" X 11 3/4"

90° CROSSOVER

7 3/8" X 7 3/8"

6-65020 / \$8.45

8 5/16" X 8 5/16"

## SWITCHES

MANUAL SWITCH RIGHT HAND

8 3/4" STRAIGHT PATH 27"

6-65022 / \$19.95

MANUAL SWITCH LEFT HAND

9 5/8" CURVE PATH 27"

6-65021 / \$19.95

REMOTE CONTROL RIGHT HAND

8 3/4" STRAIGHT PATH 27"

6-65122 / \$34.95

REMOTE CONTROL LEFT HAND

9 5/8" CURVE PATH 27"

6-65121 / \$34.95

REMOTE CONTROL RIGHT HAND

8 1/8" STRAIGHT PATH 31"

REMOTE CONTROL LEFT HAND

7 7/8" CURVE PATH 31"

REMOTE CONTROL RIGHT HAND

13 5/8" STRAIGHT PATH 42"

6-65168 / \$49.95

REMOTE CONTROL LEFT HAND

10 5/8" CURVE PATH 42"

6-65167 / \$49.95

REMOTE CONTROL RIGHT HAND

14 1/4" STRAIGHT PATH 72"

REMOTE CONTROL LEFT HAND

14 1/8" CURVE PATH 72"

## TRACK PINS

STEEL PINS

6-65042 / \$1.95

FIBRE PINS

6-65041 / \$1.95

## LIONEL O GAUGE TRACK



PART NUMBER / PRICE

6-65500 / \$1.95

6-65505 / \$1.45

6-65523 / \$5.95

6-65501 / \$1.95

6-12925 / \$2.95

6-65554 / \$3.45

6-65572 / \$4.25

6-65504 / \$1.45

6-12840 / \$5.95

6-65530 / \$29.95

6-65545 / \$12.95

6-65540 / \$12.95

6-23011 / \$59.95

6-23010 / \$59.95

6-65165 / \$99.95

6-65166 / \$99.95

6-65551 / \$1.95

6-65543 / \$1.95

# LIONEL

LEGENDARY

# TRAINS

In O-27 track, 8 sections of 6-65033 curves form a circle 27" in diameter – 12 sections of 6-65049 curves form a circle 42" in diameter – 16 sections of 6-65113 curves form a circle 54" in diameter.

In O track, 12 sections of 6-12925 curves form a circle 42" in diameter – 16 sections of 6-65554 curves form a circle 54" in diameter – 16 sections of 6-65572 curves form a circle 73" in diameter.

Insulated track is used to activate certain accessories. Uncoupling track sections are used to activate operating couplers by positioning the coupler over the track section and pushing the button provided. They can also be used to activate some accessories. See the accessory direction sheet to determine which ones require these track sections.

O-27 Gauge remote-control switches include one 1122-200 controller. O-42" diameter remote-control switch includes one 031-200 controller. O-72" diameter remote-control switch includes one 022-200 controller.



BASIC O GAUGE TRACK




O GAUGE REMOTE UNCOUPLING TRACK



O GAUGE 45° AND 90° CROSSOVERS



O-27 GAUGE MANUAL SWITCHES



O-27 GAUGE 27" & 42" REMOTE SWITCHES



O GAUGE 31" REMOTE SWITCH



O GAUGE 72" REMOTE SWITCH

## LIONEL ACCESSORIES - BUILD YOUR OWN WORLD OF SIGHTS AND SOUNDS

Now that you've built the layout of your dreams, why not bring it to life with authentic Lionel accessories. They're colorful and fun. We make a wide variety of accessories for everyone, from the scale modeler to the young of age or heart.

There are three basic types:

### STATIC ACCESSORIES:



*These are the easiest to use. Just set them on your layout for functional use or visual effect. Whether it's a bridge or a building, they make a big difference for a small price.*

### ILLUMINATED ACCESSORIES:

*These accessories have the added benefit of light for more dramatic and realistic appearance. Add street lamps and take your world into the night.*

### OPERATING ACCESSORIES:

*The ultimate in realism and fun. Experience the reward of remote control operation or thrill to the magic of watching an accessory come to life whenever the train passes by. All Lionel operating accessories include everything you'll need to activate them. Some, appropriately labeled, can even be activated anytime, anywhere, when using the TrainMaster Command Control operating system.*



## ANIMATED MAIDEN RESCUE

In the spirit of our most successful operating accessories, we're proud to introduce this animated maiden rescue. A fair maiden is tied to the tracks – and the train is coming. When it nears, the uniformed officer comes to the rescue and saves the day! (See opposing page – tree not included).

DETAILED MOLDED STRUCTURE AND FIGURES

INCLUDES 153 CONTACTOR

ALSO WORKS WITH INSULATED TRACK SECTION (SOLD SEPARATELY)

**DIMENSIONS:** 6 x 6 x 4 INCHES

(6-32919) \$99.95

## ROUTE 66 AUTOMOBILE 4-PACK

Hollywood special effects expert, Mike Fulmer, designed these wonderful cars for our Route 66 series. They make great additions to your Lionel Route 66 flat cars or to any railroad layout!

DETAILED MOLDED RESIN CAST AUTOMOBILES

INCLUDES:

1948 STATION SEDAN  
1954 TOURING SEDAN  
1958 SPORTS SEDAN  
1959 LUXURY COUPE

**DIMENSIONS:** 4 INCHES LONG EACH

(6-22990) \$39.95



## ANIMATED PYLON WITH AIRPLANE

Delight as this classic single propeller airplane 'flies' around the Lionel 'Aero Drome' tower. Powered by an efficient can motor, this operating accessory will make a great addition to your layout!

DETAILED MOLDED STRUCTURE & BASE

STAMPED METAL TOWER



INTERIOR ILLUMINATION (BASE)

REMOVEABLE PLANE

**DIMENSIONS:** 6 3/4 x 8 x 14 INCHES

(6-32920) \$99.95



## AUTOMATIC GATEMAN

GATEMAN EMERGES FROM HIS SHANTY TO WARN MOTORISTS OF PASSING TRAINS

INCLUDES 153 CONTACTOR

ALSO WORKS WITH INSULATED TRACK SECTION (SOLD SEPARATELY)

**DIMENSIONS:** 7 x 5 3/4 x 4 3/4 INCHES

(6-12713) \$59.95

PERFECT FIRST ACCESSORY!



**MORE METAL, MORE DETAIL!**

Lionel MainLine accessories are designed and built to the highest standard. Developed with the "High-Railer" in mind, these accessories incorporate more metal, more detail and are more to prototypical scale. It's the most realistic collection of accessories we've ever offered.



**DIE-CAST**

**MAINLINE AUTOMATIC CROSSING GATE & SIGNAL**

GATE DROPS & LIGHTS ILLUMINATE WHEN TRAINS PASS BY  
INCLUDES 153 CONTACTOR  
ALSO WORKS WITH INSULATED TRACK SECTION  
(SOLD SEPARATELY)

DIMENSIONS: 7 3/4 (SIGNAL HEIGHT) x 8 3/4  
(ARM HEIGHT) x 9 1/2 (ARM EXTENSION) INCHES  
(6-22946) \$64.95

**MAINLINE DIE-CAST ACCESSORIES**  
*IN THE FINEST TRADITION*



**DIE-CAST**

**MAINLINE AUTOMATIC OPERATING SEMAPHORE**

SCALE MODEL  
BLADE ACTIVATES & REMAINS IN POSITION  
WHEN TRAINS ENTER ITS BLOCK  
ILLUMINATED MARKER JEWELS

DIMENSIONS: 9 1/8 x 1 3/4 x 1 INCHES  
(6-22944) \$49.95



**DIE-CAST**

**MAINLINE BLOCK TARGET SIGNAL**

LIGHTS CHANGE FROM GREEN TO RED WHEN  
TRAINS MOVE THROUGH ITS BLOCK  
AUTOMATICALLY GETS RESET TO  
GREEN WHEN BLOCK CLEARS

DIMENSIONS: 7 1/8 INCHES  
(6-22945) \$49.95



**DIE-CAST**

**MAINLINE CANTILEVER SIGNAL BRIDGE**

SCALE MODEL  
LIGHTED SIGNAL  
DIMENSIONS: 7 x 2 x 6 INCHES  
(6-22931) \$59.95






**DIE-CAST**

### MAINLINE MAST SIGNAL

SCALE MODEL  
LIGHTED SIGNAL  
INCLUDES 153 CONTACTOR

**DIMENSIONS:** 4 1/2 x 4 x 1 1/2 INCHES  
(6-22940) \$49.95



**DIE-CAST**

### MAINLINE WALKOUT CANTILEVER SIGNAL

OVERHEAD FLASHER  
SCALE MODEL  
LIGHTED SIGNAL

**DIMENSIONS:** 5 3/4 x 2 x 6 3/4 INCHES  
(6-22934) \$59.95



**DIE-CAST**

### MAINLINE GOOSENECK LAMPS

SCALE MODEL  
TURN-OF-THE-CENTURY DESIGN  
BRILLIANT ILLUMINATION

**DIMENSIONS:** 4 INCHES HIGH  
(6-22948) \$39.95 SET OF 2



**DIE-CAST**

### MAINLINE CLASSIC STREET LAMPS

CLASSIC POSTWAR STYLING  
BRILLIANT ILLUMINATION

**DIMENSIONS:** 5 7/8 INCHES HIGH  
(6-22950) \$29.95 SET OF 3



**DIE-CAST**

### MAINLINE DWARF SIGNAL

LIGHTS CHANGE FROM GREEN TO RED WHEN ITS BLOCK IS OCCUPIED  
AUTOMATICALLY RESETS TO GREEN WHEN TRAIN CLEARS BLOCK  
INCLUDES 153 CONTACTOR

**DIMENSIONS:** 1 3/4 x 1 1/2 x 2 INCHES  
(6-22951) \$29.95



**DIE-CAST**

### MAINLINE CLASSIC LIONEL BILLBOARD SET

EASY TO ASSEMBLE  
FULL COLOR GRAPHICS  
DIE-CAST BILLBOARD FRAMES

**DIMENSIONS:** 5 3/4 x 3 1/4 x 1 INCHES  
(6-22952) \$24.95 SET OF 3



**DIE-CAST**

### MAINLINE AUTO CROSSING GATE

GATE DROPS WHEN TRAINS PASS BY  
INCLUDES 153 CONTACTOR

**DIMENSIONS:** 9 1/2 INCH ARM LENGTH  
(6-22947) \$49.95



### SIGNAL BRIDGE (DOUBLE)

SPANS TWO TRACKS  
INCLUDES TWO 153 CONTACTORS  
LIGHTS GO FROM GREEN TO RED TO ALERT  
APPROACHING TRAINS OF OCCUPIED BLOCKS AHEAD

**DIMENSIONS:** 3 1/4 x 10 1/4 x 7 3/4 INCHES  
(6-12895) \$59.95

### SINGLE SIGNAL BRIDGE

INCLUDES 153 CONTACTOR  
LIGHTS GO FROM GREEN TO RED TO ALERT  
APPROACHING TRAINS OF OCCUPIED BLOCKS AHEAD

**DIMENSIONS:** 3 1/4 x 4 1/2 x 7 3/4 INCHES  
(6-12894) \$49.95

## CROSSING GATES, SIGNALS & BRIDGES



### BANJO SIGNAL

PASSING TRAINS ACTIVATE  
"WIG-WAG" MECHANISM  
153 CONTACTOR INCLUDED  
(ALSO WORKS WITH INSULATED  
TRACK SECTION. SOLD SEPARATELY)

**DIMENSIONS:** 7 3/4 INCHES HIGH  
(6-12709) \$44.95



### RAILROAD CROSSING FLASHER

LIGHTS FLASH WHEN TRAINS  
PASS BY WITH 154 CONTACTOR

**DIMENSIONS:** 9 INCHES HIGH  
(6-12888) \$59.95



### AUTO CROSSING GATE

INCLUDES 153 CONTACTOR

**DIMENSIONS:** 9 1/2 INCHES  
(6-12714) \$34.95

### DWARF SIGNAL

LIGHTS CHANGE FROM GREEN TO  
RED WHEN BLOCK IS OCCUPIED  
AUTOMATICALLY RESETS TO GREEN  
WHEN TRAIN CLEARS BLOCK  
INCLUDES 153 CONTACTOR

**DIMENSIONS:** 1 3/4 x 1 1/2 x 2 INCHES  
(6-12883) \$19.95



### AUTOMATIC CROSSING GATE AND SIGNAL

GATE DROPS & LIGHTS ILLUMINATE WHEN  
TRAINS PASS BY  
INCLUDES 153 CONTACTOR  
ALSO WORKS WITH INSULATED TRACK SECTION  
(SOLD SEPARATELY)

**DIMENSIONS:**  
7 3/4 (SIGNAL HEIGHT) x 8 3/4 (ARM HEIGHT) x 9 1/2  
(ARM EXTENSION) INCHES  
(6-62162) \$49.95



**A ELEVATED TRESTLE SET**

CREATE REALISTIC RAISED-GRADE TRACK SITUATIONS

DIMENSIONS: 4 3/4 INCHES EACH

(6-12755) \$19.95 SET OF 10

**B GRADUATED TRESTLE SET**

INCREMENTAL GRADING

DIMENSIONS: 4 3/4 INCHES HIGHEST TRESTLE

(6-12754) \$19.95 SET OF 22

**C GIRDER BRIDGE**

GIRDERS WITH LIONEL LETTERING AND STAMPED METAL BASE

DIMENSIONS: 10 INCHES

(6-12730) \$9.95 PLASTIC

(6-22907) \$34.95 DIE-CAST

**D SHORT EXTENSION BRIDGE**

SCALED FOR USE WITH A SINGLE SECTION OF LIONEL O-27 TRACK

DIMENSIONS: 10 x 4 1/4 x 6 5/8 INCHES

(6-62716) \$9.95

**E ROCK PIERS**

CLASSIC POST-WAR STYLING

DIMENSIONS: 7 x 5 x 3 INCHES

(6-12744) \$9.95 SET OF 2

**F TRUSS BRIDGE WITH FLASHER & PIERS**

INCLUDES FLASHING TOP-MOUNTED BEACON

PLASTIC BRIDGE WITH STAMPED METAL FRAME & PLASTIC PIERS

DIMENSIONS: 26 1/8 x 7 1/2 x 12 1/2 INCHES

(6-12772) \$44.95

**G TUNNEL PORTALS**

CLASSIC POST-WAR STYLING

DIMENSIONS: 7 x 8 1/2 INCHES

(6-12896) \$9.95 SET OF 2

**H ARCH-UNDER BRIDGE**


INSTALLS EASILY BETWEEN LIONEL ELEVATED TRESTLE PIERS OR INTEGRATE INTO YOUR OWN ENVIRONMENT

DIMENSIONS: 19 1/4 x 3 5/8 x 4 7/8 INCHES

(6-12770) \$19.95



A



B

AVAILABLE  
IN DIE-CAST



C



D



E



F



G




H

## L I G H T S &amp; L A Y O U T S U P P L I E S

**ROTARY AIRCRAFT BEACON**

LIONEL'S VIBRATOR® PROVIDES BEACON'S ROTATING ACTION ILLUMINATED RED AND GREEN LIGHT STAMPED METAL

**DIMENSIONS:** 5 x 5 x 12 INCHES  
(6-12966) \$49.95

**FLOODLIGHT TOWER**

BRILLIANT INCANDESCENT LIGHT FROM EIGHT BRIGHT BULBS

**DIMENSIONS:** 12 INCHES HIGH  
(6-12759) \$34.95

**YARD LIGHTS**

BRILLIANT LIGHT FROM 2 BULBS IN EACH TOWER

**DIMENSIONS:** 6 1/4 INCHES HIGH EACH  
(6-12927) \$14.95 SET OF 3



**GLOBE STREET LAMPS**

BRILLIANT ILLUMINATION

**DIMENSIONS:** 5 7/8 INCHES HIGH  
(6-12926) \$14.95 SET OF 3



**CLASSIC STREET LAMPS**

CLASSIC POSTWAR STYLING  
BRILLIANT ILLUMINATION

**DIMENSIONS:** 5 7/8 INCHES HIGH  
(6-12874) \$14.95 SET OF 3



**GOOSENECK LAMPS**

TURN-OF-THE-CENTURY DESIGN  
BRILLIANT ILLUMINATION

**DIMENSIONS:** 7 INCHES HIGH  
(6-12742) \$19.95 SET OF 2



**BLINKING LIGHT BILLBOARD**

LIGHT BLINKS ON & OFF  
CLASSIC LIONEL BILLBOARD ART

**DIMENSIONS:** 5 3/4 x 7/8 x 4 1/2 INCHES  
(6-12974) \$19.95



**CLASSIC BILLBOARD SET**

EASY TO ASSEMBLE  
CLASSIC LIONEL BILLBOARD ART

**DIMENSIONS:** 5 3/4 x 7/8 x 3 1/4 INCHES  
(6-12949) \$7.95 SET OF 3



**BARREL PACK**

REAL WOOD BARRELS

**DIMENSIONS:** 1 1/8 INCHES HIGH  
(6-12745) \$4.95 SET OF 6



**COAL BAG**

GREAT FOR GONDOLA AND  
HOPPER LOADS, AND THE  
COAL DUMPER TOO!

(6-12732) \$3.95



**VEHICLE GRADE CROSSING**

MOLDED WOOD PLANK SURFACE

**DIMENSIONS:** 3 1/4 x 7 INCHES EACH  
(6-12839) \$4.95 SET OF 2



**RAILROAD BUMPERS**

SNAPS BETWEEN OUTSIDE RAILS  
OF O AND O-27 TRACK

**DIMENSIONS:** 3 x 1 1/2 x 1 1/2 INCHES  
(6-12717) \$4.95 SET OF 3



**ACCESSORIES PACK**

INCLUDES ALL THE GREAT ITEMS YOU SEE ABOVE AT  
ONE GREAT LOW PRICE!

(6-22942) \$29.95



**DIE-CAST BUMPERS**

DIE-CAST METAL WITH ILLUMINATED RED SIGNAL

**DIMENSIONS:** 3 x 1 7/8 x 2 INCHES  
(6-62283) \$19.95 SET OF 2



**ILLUMINATED BUMPERS**

SNAPS BETWEEN OUTSIDE RAILS OF O AND O-27 TRACK

**DIMENSIONS:** 3 x 1 1/2 x 1 1/2 INCHES  
(6-12715) \$8.95 SET OF 2



**TELEPHONE POLES**

DETAILED MOLDED PLASTIC

**DIMENSIONS:** 7 INCHES HIGH EACH  
(6-62181) \$5.95 SET OF 10



**RAILROAD SIGNS**

DETAILED MOLDED PLASTIC SIGNS SIGNAL TRAIN  
CREWS OF TRACK AND SPEED CONDITIONS

(6-62180) \$5.95 SET OF 14

## BUILDING KITS &amp; STRUCTURES

**RICO STATION** BUILDING KIT

A LEGENDARY LIONEL ACCESSORY  
TRUE-TO-LIFE RECREATION OF CLASSIC PASSENGER  
STATION AT RICO, COLORADO U.S.A.

BRIGHT AND COLORFUL MOLDED PLASTIC

EASY ASSEMBLY

**DIMENSIONS:** 22 1/2 x 7 1/2 x 9 1/2 INCHES

(6-62709) \$39.95

**MUNICIPAL BUILDING** BUILDING KIT

A CENTERPIECE OF EVERY TOWN AND VILLAGE

BRIGHT AND COLORFUL MOLDED PLASTIC

EASY ASSEMBLY

**DIMENSIONS:** 9 x 7 5/8 x 8 3/8 INCHES

(6-22915) \$49.95



**FULLY ASSEMBLED**

**LIGHTED FREIGHT STATION**

SMALL PASSENGER STATION WITH LOADING RAMP AND PLATFORM

INTERIOR ILLUMINATION

BRIGHT AND COLORFUL MOLDED PLASTIC

FULLY ASSEMBLED

**DIMENSIONS:** 12 1/8 x 8 1/4 x 6 1/2 INCHES

(6-12812) \$49.95

**PASSENGER / FREIGHT STATION** BUILDING KIT

MULTIPURPOSE RAILROAD STATION

BRIGHT AND COLORFUL MOLDED PLASTIC

EASY ASSEMBLY

**DIMENSIONS:** 12 3/8 x 6 1/8 x 5 3/4 INCHES

(6-12734) \$24.95

**FULLY ASSEMBLED****QUONSET HUT**

USED FOR EVERYTHING FROM STORAGE SHEDS TO RURAL MARKETS

BRIGHT AND COLORFUL MOLDED PLASTIC

FULLY ASSEMBLED

**DIMENSIONS:** 8 1/2 x 4 x 5 INCHES

(6-22902) \$36.95

**WATER TOWER** BUILDING KIT

A GREAT ACCESSORY FOR YOUR LAYOUT

BRIGHT AND COLORFUL MOLDED PLASTIC

EASY ASSEMBLY

**DIMENSIONS:** 5 5/8 x 4 1/2 x 8 1/2 INCHES

(6-12711) \$19.95

**FULLY ASSEMBLED****ILLUMINATED STATION PLATFORM**

INCLUDES 2 FROSTED LIGHTBULBS AND 8 PRESS-ON LIONEL ADVERTISEMENTS

BRIGHT AND COLORFUL MOLDED PLASTIC

FULLY ASSEMBLED

**DIMENSIONS:** 12 x 3 3/8 x 5 INCHES

(6-12943) \$29.95

**STATION PLATFORM** BUILDING KIT

INCLUDES 8 PRESS-ON LIONEL ADVERTISEMENTS

BRIGHT AND COLORFUL MOLDED PLASTIC

EASY ASSEMBLY

**DIMENSIONS:** 12 x 3 3/8 x 5 INCHES

(6-12731) \$12.95

**OPERATING****BARREL LOADER** BUILDING KIT

SLIDE BARRELS DOWN THE RAMP INTO YOUR FREIGHT CARS

BRIGHT AND COLORFUL MOLDED PLASTIC

EASY ASSEMBLY

**DIMENSIONS:** 6 x 5 1/4 x 4 3/4 INCHES

(6-12706) \$9.95

**OPERATING****LOG LOADING STATION** BUILDING KIT

LOAD LOGS INTO YOUR FREIGHT CARS

BRIGHT AND COLORFUL MOLDED PLASTIC

EASY ASSEMBLY

**DIMENSIONS:** 14 1/4 x 6 x 5 7/8 INCHES

(6-12774) \$9.95

**LUMBER SHED** BUILDING KIT

A GREAT RAILYARD OR FREIGHTWAY ACCESSORY


BRIGHT AND COLORFUL MOLDED PLASTIC

EASY ASSEMBLY

**DIMENSIONS:** 6 1/8 x 3 1/8 x 3 1/8 INCHES

(6-12705) \$9.95

## LIONEL POWER AND CONTROL



## THERE'S ONLY ONE ZW!

There's only one ZW! No single product has come to symbolize the legend of Lionel more than the Lionel ZW. Molded to original dimensions in classic phenolic resin, the ZW can run up to four trains at the same time on different layouts, plus accessories. The two Engineer-type handles provide independent control of two variable voltage circuits, each with built-in whistle, direction, and bell/horn controls. Two additional accessory voltage circuits can be set by means of dial type controls to any desired voltage. Or if you prefer, you can control all four outputs with a single handle!

Produced to current UL® standards, this ZW controller can be powered by any combination of one to four 135 watt or 190 watt Lionel PowerHouse transformers. And if you use the Lionel Command Control system, you can adjust each output using your walk-around remote control up to the level pre-set by its corresponding ZW handle. (It's a great way to help less-experienced railroaders keep your trains under control while enjoying the thrill of independent remote-controlled operation.)

Offered here with two 190 watt PowerHouse transformers, this ZW package provides the power and control you dream of for your vintage or state-of-the-art Lionel locomotives and accessories.



(6-32930) \$399.95



## POWERSTATION™ - POWERHOUSE™ SET

135 WATT / 7 AMPS OF AC POWER  
BACKLIT POWERBAND SWEEP

WHISTLE/HORN AND BELL BUTTONS ACTIVATE ALL LIONEL SOUND  
EFFECTS, RAILSOUND SYSTEMS AND OTHER POPULAR SOUND UNITS

DIRECTION BUTTON

INCLUDES VARIABLE (TRACK) AND FIXED (ACCESSORY, CONTINUOUS  
14 VOLTS) OUTPUTS

INCLUDES ONE POWERSTATION CONTROLLER AND ONE  
POWERHOUSE 135 POWER SUPPLY

(6-12938) \$199.95

## 40-WATT POWER AND CONTROL SYSTEM

STANDARD POWER AND CONTROL SYSTEM

INCLUDES ONE CONTROLLER AND ONE WALLPACK

40-WATT (3 AMP) VARIABLE AC OUTPUT

(6-12885) \$49.95

## POWERHOUSE™ POWER SUPPLY UNITS

ADVANCED POWER SYSTEM AVAILABLE IN 135 & 190 WATT VERSIONS

UL - LISTED FOR SAFE OPERATION

(6-12866) \$69.95 135 WATT (8 AMP) VERSION

(6-22983) \$89.95 190 WATT (10 1/2 AMP) VERSION

## 36 WATT (2 AMP) ACCESSORY TRANSFORMER

BASIC POWER AND CONTROL SYSTEM

IDEAL FOR POWERING YOUR LIONEL ACCESSORIES

(6-32923) \$29.95

## BIG RED® CONTROL BUTTON

USE WITH YOUR CAB-1 TO DUPLICATE ALL MAJOR  
CAB-1 BUTTON COMMANDS!

GREAT FOR KIDS OF ALL AGES, THE PHYSICALLY CHALLENGED  
AND MANY PUSH-BUTTON DISPLAY APPLICATIONS

(6-12890) \$89.95



135 WATT  
POWERHOUSE  
INCLUDED

POWERSTATION POWERHOUSE



40-WATT POWER/CONTROL SYSTEM



POWERHOUSE POWER SUPPLY 135 WATT



POWERHOUSE POWER SUPPLY 190 WATT



PERFECT FOR  
ACCESSORIES

36 WATT (2 AMP) ACCESSORY TRANSFORMER



BIG RED® CONTROL BUTTON



## LIONEL RAILSOUNDS

**THE EXPERTS AGREE - THE LIONEL RAILSOUNDS SYSTEM IS THE BEST IN THE INDUSTRY**

And while you don't need the Lionel TCC operating system to enjoy the bold, robust sounds of Lionel RailSounds, when used in conjunction with Lionel TCC, the RailSounds system offers *a greater number of fantastic sounds.* That alone is reason enough to install Lionel TCC on your layout today.

## THE BENEFITS OF LIONEL TRAINMASTER COMMAND CONTROL (TCC)

The Benefits of Lionel TrainMaster Command Control (TCC): Traditional model railroad control systems used the power from the transformer to give directions to the train. The Lionel TCC system directs the trains using separate digital signals. The advantages are:

### MORE SOUNDS:

*The Lionel RailSounds system offers a wider array of sounds when used in conjunction with Lionel TCC.*

### MORE FEATURES AND FUNCTIONS:

*A much broader assortment of operating functions and features are available. Locomotives can be operated independently, even on the same track, or in unison as a single lashup.*

### MORE REALISM:

*You can even adjust signal reaction time in order to simulate the momentum of real life train operation.*

### IMPROVED LIGHTING & PERFORMANCE:

*Lionel TCC uses constant track power, so lighting remains constant and older Lionel locomotives run more smoothly at slower speeds.*

### EASE OF USE:

*The commands are simple and can be executed quickly. There is no complicated 'clinking and clanking' required as in alternative control systems.*

### EASE OF INSTALLATION:

*One TCC Command Base will service an entire layout, no matter how many power blocks you have.*

### LOW COST:

*Lionel TCC provides digital control at a fraction of the cost of alternative designs.*

### RELIABILITY:

*Lionel TCC broadcasts the digital signal to an electronic receiver. Alternative digital systems pass the signal through the roller-pick-up, which is subject to dirt and poor contact.*

### FREEDOM OF MOVEMENT:

*Lionel TCC is the only O gauge control system that offers a walk-around remote control that transmits signals to a single Command Base. See your layout from new angles. Take your controls with you when you have to fix a problem on the far side of the layout - avoid having to walk back and forth. And watch how much more time your kids and grandkids will want to spend in the trainroom with you.*

**TRAINmaster**  
C·O·M·M·A·N·D

**MORE FEATURES...MORE SOUNDS... MORE FUN!**



### TCC CAB-1

THE WALK-AROUND WIRELESS REMOTE CONTROLLER PROVIDES EVERYTHING YOU NEED AT YOUR FINGERTIPS. USE MORE THAN ONE AT A TIME TO LET EVERYONE JOIN THE FUN.

(6-12868) \$64.95



### TCC COMMAND BASE

RECEIVES DIGITAL SIGNALS FROM THE CAB-1 REMOTE CONTROLLER.

ONLY ONE REQUIRED FOR EACH LAYOUT - NO MATTER HOW BIG OR HOW MANY POWERBLOCKS ARE INVOLVED.

(6-12911) \$64.95

**NEW!**



### TCC SC-2 SWITCH CONTROLLER

ALLOWS REMOTE RADIO CONTROL OF AC LOADS UP TO 15 AMPS! POWERED EITHER BY THE TRACK OR A WALL PACK, THE SC2 IS INPUT FUSED FOR MAXIMUM DURABILITY. IT HAS PROGRAM STORAGE FOR CONTROL OF THE SIX PROGRAMMABLE OUTPUTS CAPABLE OF MANAGING ANY COMBINATION OF SIX SWITCHES OR ACCESSORIES - OR UP TO TWELVE ACCESSORIES. YOU CAN EVEN TURN POWER LOOPS AND SIDINGS ON AND OFF REMOTELY!

(6-22980) \$79.95



### TCC 135 POWERMASTER

ALLOWS OPERATION OF CONVENTIONAL LOCOMOTIVES NOT EQUIPPED WITH TCC. DESIGNED FOR USE WITH THE 135 WATT POWERHOUSE TRANSFORMER. EVEN IF YOU OPERATE ONLY TCC EQUIPPED LOCOMOTIVES, THE POWERMASTER PROVIDES THE CONVENIENCE OF A REMOTE CONTROLLED CIRCUIT BREAKER AND POWER SWITCH


(6-12867) \$99.95



### POWER ADAPTER CABLE

CONNECTS YOUR TRANSFORMER TO THE POWERMASTER FOR OPERATING TCC AND NON-TCC EQUIPPED LOCOMOTIVES

(6-12893) \$7.95



### TCC DIRECT LOCK-ON

CONNECTS THE POWERHOUSE TRANSFORMER DIRECTLY TO THE TRACK. ELIMINATES THE NEED FOR A POWERMASTER IF YOU USE ONLY TCC-EQUIPPED LOCOMOTIVES. PROVIDES OVER-CURRENT PROTECTION WITH AUTOMATIC RESET.

(6-22914) \$29.95

## COMPATIBILITY

The Lionel TCC system was designed to operate any Lionel O gauge locomotive ever built. Through use of the Lionel PowerMaster adapter, you can operate all of the O gauge Lionel locomotives in your roundhouse.

Lionel TCC is also designed to operate the locomotives offered by other O gauge companies.



Any product bearing this symbol can be quickly upgraded to full Lionel TCC operation with the quick and inexpensive addition of a Lionel TCC Receiver (Item #6-22960) available from any Lionel Authorized Dealer or by calling 1-800-628-6202 or visiting our website at [www.lionel.com](http://www.lionel.com).



## NOW YOU CAN!

Want to run ALL your locomotives in FullCommand Control *no matter who made them or when they were made?* It's simple and inexpensive. Contact Train America Studios™ at 330.629.7625 or visit their website at [www.tastudios.com](http://www.tastudios.com).

Please Note: Train America Studios is an official licensee of Lionel L.L.C. but is not otherwise affiliated in any way. Train America Studios is solely responsible for any representation they make or any products or service they provide or perform

## LIONEL TCC VS. NMRA® DCC

Lionel engineers choose TCC as Lionel's digital standard for three simple reasons - **Cost, Ease of Installation, and Performance.**

The NMRA DCC standard uses transformer power to carry the digital operating signal. That means you have to purchase and install a digital signal booster for every transformer output on your layout. And while the cost of an HO signal booster may not seem excessive, the cost of electronic components is greatly affected by the amount of power the components have to accommodate. The amount of power used on an O gauge layout far exceeds that encountered in HO.

With Lionel's TCC system, in comparison, you need only **One** Command Base for the entire layout, no matter how many blocks you may have. And you'll never experience the extreme control delays that DCC users suffer when multiple users are participating in the fun. Compare for yourself!



**LIONEL TCC CAN BE USED IN CONJUNCTION WITH ANY TRANSFORMER CAPABLE OF 18 VOLTS CONTINUOUS AC OUTPUT!**

**QUESTIONS? CALL 810.949.4100 AND TALK DIRECTLY TO ONE OF OUR TCC TECHNICIANS!**



**LOCK-ON**

CLASSIC LIONEL LOCK-ON ALLOWS YOU TO EASILY, QUICKLY CONNECT YOUR POWER SUPPLY TO YOUR LIONEL TRACK

(6-62900) \$2.45

**LOCK-ON WITH WIRES**

(6-62905) \$4.95



**O-27 GAUGE TRACK CLIPS**

KEEP YOUR O-27-GAUGE TRACK SECTIONS TOGETHER WITH THESE EASY TO USE SLIDE ON CLIPS

PERFECT FOR KEEPING TEMPORARY OR FLOOR LAYOUTS TOGETHER

(6-62901) \$7.95



**O GAUGE TRACK CLIPS**

KEEP YOUR O-GAUGE TRACK SECTIONS TOGETHER WITH THESE EASY TO USE SLIDE ON CLIPS

PERFECT FOR KEEPING TEMPORARY OR FLOOR LAYOUTS TOGETHER

(6-12743) \$7.95

**ELECTROCOUPLER KITS**



Now you can add Lionel ElectroCouplers to your Command-equipped engines that didn't come with them. All

releases of the LCRU will operate ElectroCouplers. Some soldering is required.

**\$29.95 EACH**

**(6-22919) FOR GP-9**

**(6-22955) FOR J CLASS TENDER & B&A TENDER**

**(6-22957) FOR F3 COIL COUPLERS**

**(6-22958) FOR DASH-9**

**GP-9 B-UNIT STANDARD UPGRADE KIT**



This easy-to-install kit includes all parts necessary to add Electro-

Couplers and to make your existing lights direction activated.

**(6-22961) \$59.95**

**GP-9 B-UNIT DELUXE UPGRADE KIT**

Add function and realism to your Lionel GP-9 B-Units. These easy-to-install kits include everything you need to add ElectroCouplers and to make your existing lights direction activated, all ready to go on your choice of black or silver pre-assembled trucks.

**(6-22962) \$99.95 W/BLACK TRUCKS**

**(6-22979) \$99.95 W/SILVER TRUCKS**



**DIE-CAST METAL SPRUNG TRUCKS**

UPGRADE YOUR ROLLING STOCK TRUCKS QUICK AND EASY TO INSTALL

ADD WEIGHT & IMPROVE TRACKING

(6-12843) \$12.95



**LIONEL TRAIN BOOK**

TIPS & TRICKS ON BUILDING AND MAINTAINING YOUR MODEL RAILROAD

(6-62985) \$14.95



**LUBRICATION / MAINTENANCE SET**

INCLUDES GEAR LUBE, OIL APPLICATOR, TRACK CLEANING FLUID, TRACK-CLEANING ERASER AND CLEANING INSTRUCTIONS

(6-62927) \$14.95

**SMOKE FLUID**

(6-62909) \$5.45

**TRAINMASTER COMMAND BASIC UPGRADE KIT**

This easy-to-install, no soldering required upgrade kit will allow all Command Ready locomotives to operate in full Command control.

It provides all features in the TrainMaster Command system, including the option of operating your engines in Command or traditional mode.

Features and sounds available for a specific locomotive are dependent on the features and sound system the locomotive is equipped with, and the components of the Lionel TrainMaster system that are in use.

*This upgrade kit is designed for use only on locomotives that are designated "Command Ready" in catalogs since 1998; other locomotives, including those previously designated "Digital Ready", will require additional electronic modifications.*

**(6-22960) \$94.95**

**RAILSOUNDS UPGRADE KITS**

This easy-to-install, no soldering required upgrade kit is designed for use in locomotives that are Command Ready and equipped with Lionel SignalSounds. Simply remove the SignalSounds electronic board and sound chip, then install the RailSounds electronic board and sound chip to get all the expanded features of Lionel's RailSounds system!

Installation of the RailSounds upgrade kits is independent of the installation of Lionel TrainMaster Command; however, as with all RailSounds systems, not all of the RailSounds features are available without Lionel TrainMaster Command.

*This upgrade kit is designed for use only on locomotives that are designated "Command Ready" in catalogs since 1998 which are equipped with SignalSounds; locomotives equipped with SignalSounds before the development of the Command Ready feature require additional modification.*

**(6-22963) \$94.95 STEAM RAILSOUNDS**

**(6-22964) \$94.95 DIESEL RAILSOUNDS**

RailSounds and TrainMaster Command Control were recognized by *Classic Toy Trains* magazine as one of the ten most important industry introductions of the decade!

FOR THOSE WHO THINK BIGGER IS BETTER!



### LARGE SCALE GOLD RUSH SET

First introduced in 1987, the Lionel Large Scale 'Gold Rush' train set was extremely popular. Now after a brief trip to the backshop for maintenance, we are proud to reintroduce our Large Scale 'Gold Rush' set!

Big, rugged, and lots of fun, this classically decorated train set will look great on your G-Scale layout or running through your garden.

SCALE: LARGE SCALE / G

SET INCLUDES:  
STEAM LOCOMOTIVE #101

GONDOLA #401

CABOOSE #701

LARGE SCALE CIRCLE OF TRACK  
(12 PIECES FORMING A 4' WIDE CIRCLE)

TRANSFORMER/CONTROLLER

ENGINEER FIGURE

SPECIALY ENGINEERED MOTOR:  
DC CAN MOTOR

OPERATING CONTROL SYSTEM:  
USEABLE WITH MOST DC  
TRANSFORMERS

QUALITY CRAFTED COMPONENTS:  
STURDY METAL HANDRAILS

DETAILED MOLDED BODIES AND  
LARGE SCALE KNUCKLE COUPLERS

DRAMATIC, REALISTIC LIGHTING:  
OPERATING HEADLIGHT (ON  
ENGINE) INTERIOR ILLUMINA-  
TION (ON CABOOSE)

ADDITIONAL ENHANCEMENTS:  
WEATHER PROOF INDOOR-OUTDOOR  
COMPONENT CONSTRUCTION

SET LENGTH: 38 1/2 INCHES

(6-81064) \$299.95



L I O N E L

**BIG, RUGGED TRAINS™****1:120 SCALE DIE-CAST LOCOMOTIVES****INTRODUCING  
NEW!***Shown Actual Size (Approximately: 5.5" long)**Shown Actual Size (Approximately: 5.5" long)***INTRODUCING NEW DIE-CAST LOCOMOTIVES FROM LIONEL:**

Die-Cast and detailed with moving wheels and authentic decoration, each Lionel Big, Rugged Trains piece brings the majesty and adventure of railroading at a price everyone can afford.

**EXCEPTIONAL QUALITY AND VALUE:**

Each piece is set within a decorative tin and is accompanied by an information card filled with historical and colorful facts about each locomotive. Finely crafted components include **die-cast** bodies, clear plastic windows, decorated number boards, and plastic couplers, trucks, wheels, horns and grabrails. Additional enhancements include moving wheels and trucks as well as authentic, molded-in detail.

**3 GREAT NEW SERIES TO CHOOSE FROM:**

Dynamic engine styles and exquisite deco schemes are available in our CLASSIC SERIES, F3 SERIES and GP-9 SERIES.

**TRUE TREASURES:**

These engines make the perfect gift for a special train enthusiast who would enjoy a version of his favorite train to display in his den or office!

LIONEL **BIG, RUGGED**  
  
**TRAINS™**



The Classic Series features world renowned locomotives, each representing historic milestones in design.

- (7-91001) A.T.S. & F. SUPER CHIEF F3
- (7-91002) B. & O. CHESSIE SYSTEM GP-9

**\$29.95 EACH**

- (7-91016) PENNSYLVANIA GG-1
- (7-92003) NORFOLK & WESTERN J
- (7-92002) NEW YORK CENTRAL HUDSON
- (7-92004) WESTERN & ATLANTIC RAILROAD GENERAL

**\$34.95 EACH**



F3 SERIES

Possibly the most famous, and most popular locomotive design ever. The F3 has come to symbolize the great American Postwar Era.

- (7-91007) BALTIMORE & OHIO F3
- (7-91004) PENNSYLVANIA F3
- (7-91005) DENVER & RIO GRANDE WESTERN F3
- (7-91006) NEW YORK CENTRAL F3
- (7-91008) THE MILWAUKEE ROAD F3
- (7-91009) SOUTHERN PACIFIC F3

**\$29.95 EACH**



GP-9 SERIES

The iconic General Purpose Diesel – the GP-9. It can still be seen today on many of America's great railroads!

- (7-91011) SOUTHERN PACIFIC GP-9
- (7-91012) PENNSYLVANIA GP-9
- (7-91013) SANTA FE GP-9
- (7-91015) BOSTON & MAINE GP-9
- (7-91014) UNION PACIFIC GP-9
- (7-91010) NEW YORK CENTRAL GP-9

**\$29.95 EACH**



At Lionel we are committed to providing our customers with superior-quality products and service. It is a commitment shared by our many Lionel Authorized Dealers and Lionel Authorized Service Centers around the country. To locate a dealer or service center near you, call 1-800-4 LIONEL (1-800-454-6635). Or, call the Lionel Customer Service Center at 810-949-4100. You can also e-mail us at [LionelMI@aol.com](mailto:LionelMI@aol.com) or at our website at [www.lionel.com](http://www.lionel.com). Our knowledgeable staff is always eager to help you fully enjoy the magical world of Lionel model trains.

ANY REPRODUCTION, TRANSMISSION, OR DISSEMINATION OF THE MATERIAL HEREIN IS STRICTLY PROHIBITED. TRADEMARKS OWNED BY LIONEL LLC ARE INDICATED THROUGHOUT THIS DOCUMENT. ITEMS DEPICTED IN THIS CATALOG ARE SUBJECT TO CHANGE IN COLOR, SIZE, DESIGN AND AVAILABILITY. RETAIL PRICES ARE SUGGESTED. SEE YOUR AUTHORIZED LIONEL DEALER FOR MORE INFORMATION.



50625 RICHARD W. BOULEVARD  
CHESTERFIELD, MICHIGAN  
48051-2493  
UNITED STATES OF AMERICA  
PHONE: 810-949-4100  
E-MAIL: [LIONELMI@AOL.COM](mailto:LIONELMI@AOL.COM)  
[WWW.LIONEL.COM](http://WWW.LIONEL.COM)

COPYRIGHT ©1999 LIONEL L.L.C.

*Vintage Lionel Items courtesy of the Lionel Archives,  
The Irvington, New Jersey Public Library and  
The Paul 'Skip' Remias Collection*

